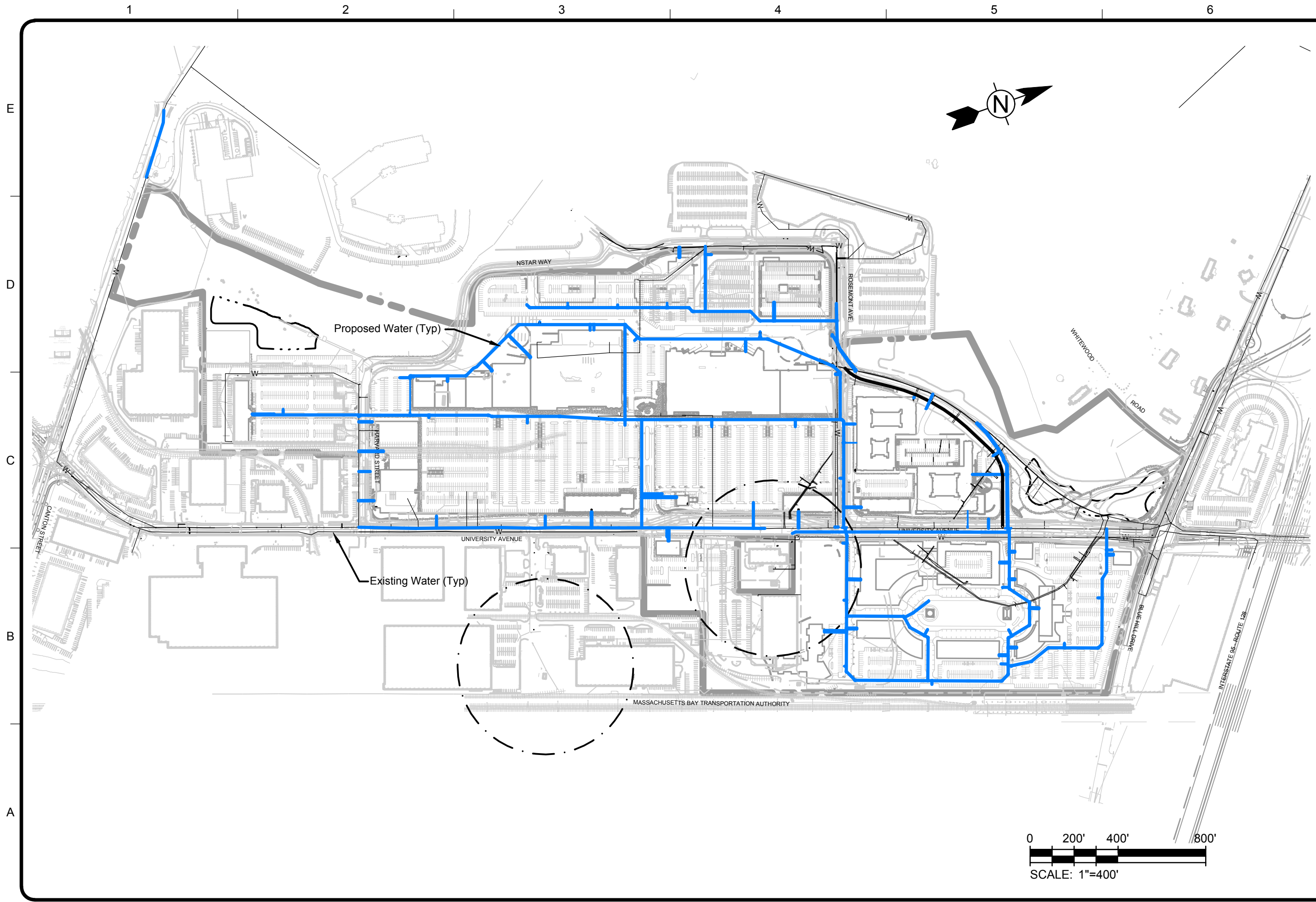


3/21/2013 10:25:57 AM - P:\3659\127-3659-12003\CAD\SHEETFILES\VARIOUS FIGURES\ROPOSED WATER LAYOUT FIGURE.DWG - TURNER, AUSTIN



TETRA TECH
 www.tetrattech.com
 One Grant Street
 Framingham, MA 01701
 PHONE: (508) 903-2000 FAX: (508) 903-2001

MARK	DATE	DESCRIPTION	BY
1	10/9/12	Preliminary Site Development Plans	N.H.C.
2	11/30/12	Revised Site Development Plans	N.H.C.
3	03/22/13	Revised Site Development Plans	N.H.C.

Westwood Marketplace Holdings LLC
 University Ave., Westwood, MA
 University Station - University Avenue
 Redevelopment
Proposed Water Layout

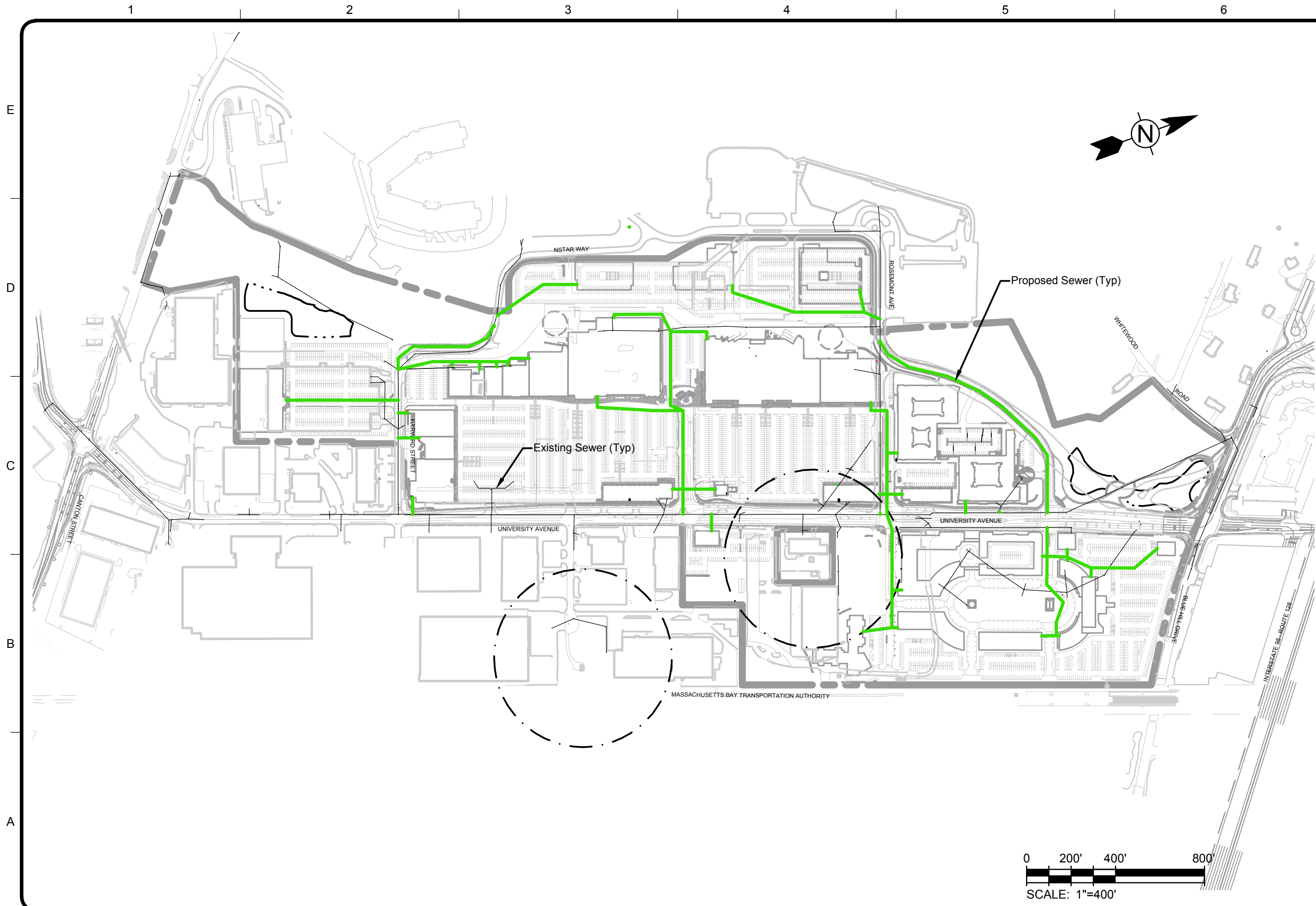
Project No.: 127-3659-12003
 Designed By: A.F.T./M.K.M.
 Drawn By: J.V.B./S.C.V.
 Checked By: N.H.C./R.F.D.

Figure 2

Copyright: Tetra Tech

Bar Measures 1 inch

3/21/2013 10:14:40 AM - P:\3659\127-3659-12003\CAD\SHEETFILES\VARIOUS FIGURES\ROPOSED SEWER LAYOUT FIGURE.DWG - TURNER, AUSTIN



TETRA TECH
 www.tetrattech.com
 One Grant Street
 Framingham, MA 01701
 PHONE: (508) 903-2000 FAX: (508) 903-2001

MARK	DATE	DESCRIPTION	BY
1	10/9/12	Preliminary Site Development Plans	N.H.C.
2	11/30/12	Revised Site Development Plans	N.H.C.
3	03/22/13	Revised Site Development Plans	N.H.C.

Westwood Marketplace Holdings LLC
 University Ave., Westwood, MA
 University Station - University Avenue
 Redevelopment
Proposed Sewer Layout

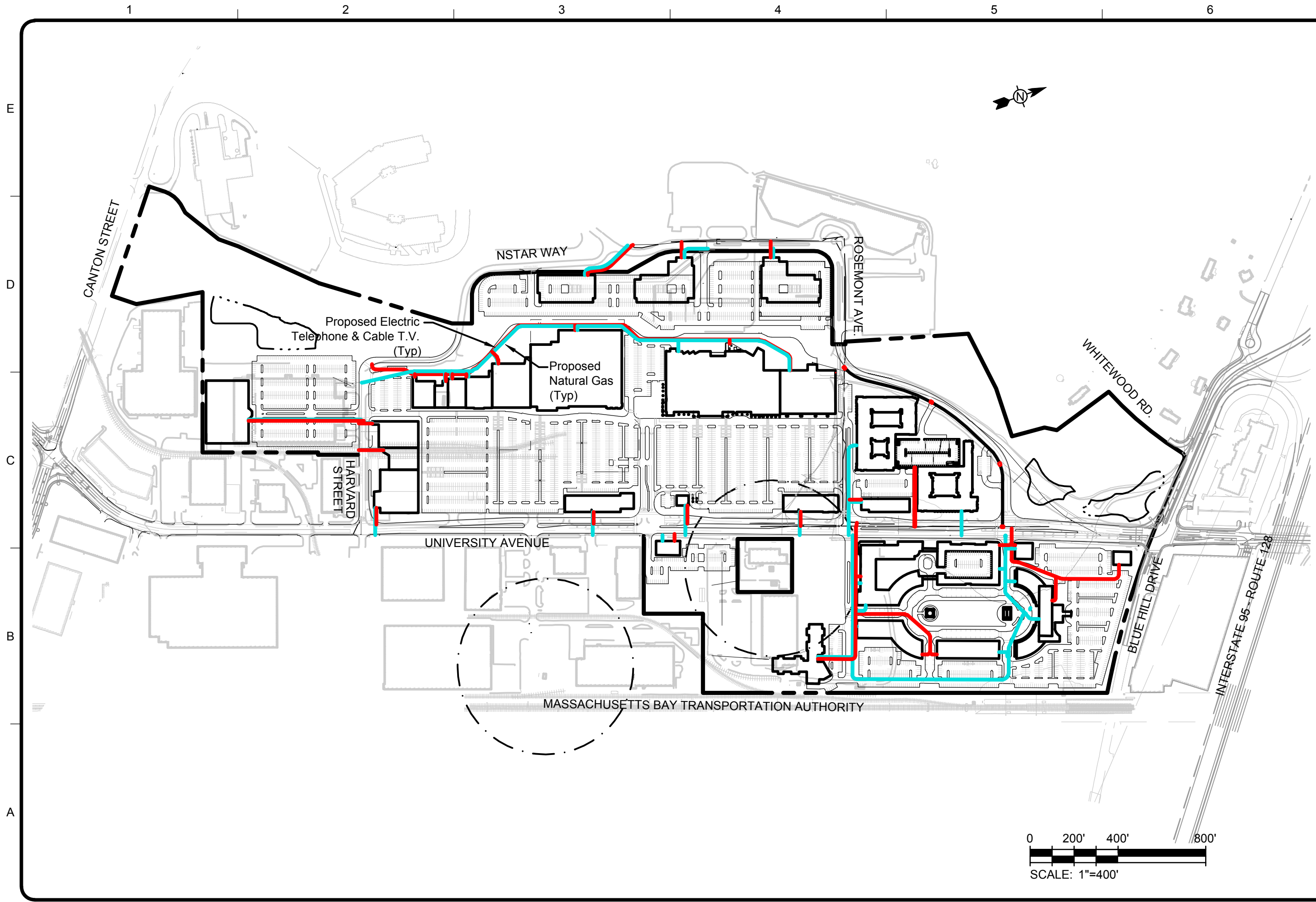
Project No.: 127-3659-12003
 Designed By: A.F.T./M.K.M.
 Drawn By: J.V.B./S.C.V.
 Checked By: N.H.C./R.F.D.

Figure 1

Copyright: Tetra Tech

Bar Measures 1 inch

3/21/2013 9:58:40 AM - P:\3659\127-3659-12003\CAD\ISHEETFILES\VARIOUS FIGURES\PROPOSED ETCG LAYOUT FIGURE.DWG - TURNER, AUSTIN



TETRA TECH
 www.tetrattech.com
 One Grant Street
 Framingham, MA 01701
 PHONE: (508) 903-2000 FAX: (508) 903-2001

MARK	DATE	DESCRIPTION	BY
1	10/9/12	Preliminary Site Development Plans	N.H.C.
2	11/30/12	Revised Site Development Plans	N.H.C.
3	03/22/13	Revised Site Development Plans	N.H.C.

Westwood Marketplace Holdings LLC
 University Ave., Westwood, MA
 University Station - University Avenue
 Redevelopment
Gas, Electric, Telephone & Cable Layout

Project No.: 127-3659-12003
 Designed By: A.F.T./M.K.M.
 Drawn By: J.V.B./S.C.V.
 Checked By: N.H.C./R.F.D.

Figure 3

Copyright: Tetra Tech

Bar Measures 1 inch