

# Community Tot-Lot



## Town of Westwood ADA Transition Plan

June 2023



Institute for Human Centered Design

560 Harrison Ave, Unit 401, Boston, MA 02118  
www.IHCDesign.org • info@IHCDesign.org  
617-695-1225 voice/ tty

### Background

The Community Tot-Lot is located at 50 Nahatan Street. Park amenities include one (1) playground, benches, and picnic tables. There are two (2) park entry points on the north and south sides of the park.

### Key Accessibility Issues

#### Exterior Routes

Accessibility issues include routes that are narrower than allowed, and lack of an accessible route to the playground entrances.

#### Curb Ramp

Accessibility issues at the curb ramp from the north side parking lot include an excessive running slope.

#### Playground

Accessibility issues include lack of an accessible route to and around the play components and around the playground.

### Additional Accessibility Issues

- Lack of an accessible picnic table and an accessible route to at least one (1) picnic table in two locations.
- Lack of an accessible route to at least one (1) bench.
- Door gate hardware is higher than allowed.

### Order of Magnitude Cost Estimates

- Renovate one (1) curb ramp: \$3,640
- Provide two (2) accessible picnic tables: \$2,800

**Total: \$6,440\***

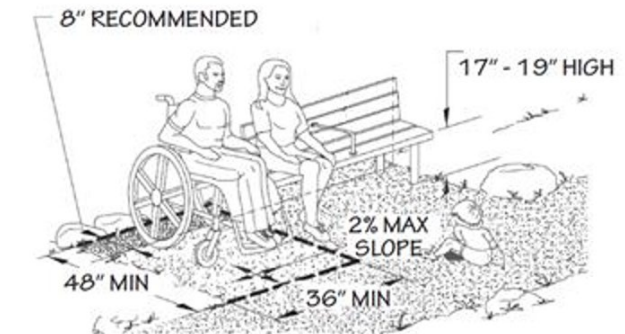
**\*Note:** IHCD is not providing costs for some exterior issues such as estimating the cost to repair or provide expanses of sidewalk and walkways.

### Best Practice and Inclusive Design

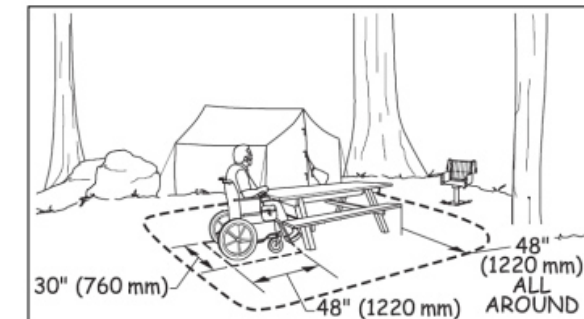
Best practice and inclusive design recommendations include elements that are not required in the standards but may create





enhanced experiences for all users.





- Recommend providing a 36" by 48" min. stable, firm and slip-resistant area alongside at least one bench in each distinct area where benches are provided so that a person using a wheelchair or other mobility device is able to sit alongside someone seated on the bench with their shoulders aligned. See the following illustration for best practice recommendations for benches:






- Recommend providing a stable, firm and slip-resistant surface that is 48" wide min. on all sides of the accessible picnic tables in each distinct area where picnic tables are provided. See the following illustration:



ID	Location	Floor	Room	Element	Type	Photo	Issues	Current Measure	Recommendations	Quantity	Price	Cost Estimation
<div style="border: 1px solid gray; padding: 2px;">Approach and Entrance</div>												
<div style="border: 1px solid gray; padding: 2px;">Exterior Access Route</div>												
1	North Side by Parking	Ext.		Exterior Access Route	Walkway		Exterior route < 36" wide	32"	Ensure that a clear width of 48" min. is maintained at the accessible route.	1	-	-
2	South Entrance From Nahatan Street	Ext.		Exterior Access Route	Exterior		Accessible route not provided	-	Ensure an accessible route is provided to the playground. IHCD recommends an asphalt, stone dust or concrete route.	1	-	-
3	North Side by Parking	Ext.		Exterior Access Route	Exterior		Accessible route not provided	-	Ensure an accessible route is provided to the playground. IHCD recommends an asphalt, stone dust or concrete route.	1	-	-
<div style="border: 1px solid gray; padding: 2px;">Curb Ramp</div>												
4	North Side by Parking	Ext.		Curb Ramp	N/A		Running slope is > 1:12 (8.33%)	17.6%	Reduce running slope to be no steeper than 1:12 (8.33%). (Cost estimate for a new curb ramp.)	1	3640	\$3640
											3640	
<div style="border: 1px solid gray; padding: 2px;">Access to Goods and Services</div>												

ID	Location	Floor	Room	Element	Type	Photo	Issues	Current Measure	Recommendations	Quantity	Price	Cost Estimation
<b>Operable Parts / Reach Range</b>												
5	South Entrance From Nahatan Street	Ext.		Operable Parts / Reach Range	N/A		Reach < 15" or > 48"(forward/side approach)	57"	Relocate gate hardware so that controls are between 15"- 48" above the ground.	1	Labor	Labor
<b>Picnic Tables</b>												
6	By the Senior Center	Ext.		Picnic Tables	N/A		At least 5% accessible spaces not provided Picnic table not on an accessible route	- -	Ensure that at least 5% (minimum one) of picnic tables are accessible. Ensure that the picnic table is connected to an accessible route. (Cost estimate includes the accessible picnic table, not the accessible route to the picnic table if it is located in the same location.)	1	1400	\$1400
7	Southeast Side	Ext.		Picnic Tables	N/A		At least 5% accessible spaces not provided Picnic table not on an accessible route	- -	Ensure that at least 5% (minimum one) of picnic tables are accessible. Ensure that the picnic table is connected to an accessible route. (Cost estimate includes the accessible picnic table, not the accessible route to the picnic table if it is located in the same location.)	1	1400	\$1400
<b>Benches</b>												
8	East of Tot Lot	Ext.		Benches	N/A		No accessible route to one bench in this area		Provide an accessible route to at least one bench in this area or relocate one bench to an accessible route.	1	-	-
<b>Play and Sport Areas</b>												

ID	Location	Floor	Room	Element	Type	Photo	Issues	Current Measure	Recommendations	Quantity	Price	Cost Estimation
<b>Play Areas</b>												
9	North Side by Parking	Ext.		Play Areas	N/A		<ul style="list-style-type: none"> <li>Accessible route not provided around playground</li> <li>Accessible route not provided at play components</li> <li>Surface not stable, firm, and slip-resistant</li> </ul>	<ul style="list-style-type: none"> <li>-</li> <li>-</li> <li>-</li> </ul>	<ul style="list-style-type: none"> <li>Install an accessible route to and around the playground.</li> <li>Provide a compliant impact-attenuating surface under and around the play components.</li> <li>Repair the surface and ensure that surface is firm, stable and slip-resistant (to areas under and around play components).</li> </ul>	1	-	-
<b>Best Practice</b>												
<b>Benches</b>												
10	East Side	Ext.		Benches	N/A				<ul style="list-style-type: none"> <li>Recommend providing a 36" by 48" firm, stable and slip-resistant area alongside one bench in each area where benches are provided so that a person using a wheelchair or other mobility device is able to sit alongside someone seated on the bench with their shoulders aligned.</li> </ul>	1	-	-
<b>Picnic Tables</b>												
11	Southeast Side	Ext.		Picnic Tables	N/A				<ul style="list-style-type: none"> <li>Recommend providing a stable, firm and slip-resistant surface that is 48" clear on all sides of the accessible picnic tables.</li> </ul>	1	-	-