

Westwood Town Hall



Town of Westwood ADA Transition Plan

June 2023



Institute for Human Centered Design

560 Harrison Ave, Unit 401, Boston, MA 02118

www.IHCDesign.org • info@IHCDesign.org

617-695-1225 voice/ tty

Background

Year Built: 1911 Year Renovated: -

Westwood Town Hall is located at 580 High Street and is a three-story building. However, only the first and second floors are open to the public. Outside the facility, there is a bench on the north side, a secure voting ballot drop box, and a flag pole on the west side. A parking lot is provided west of the building with one (1) noncompliant van accessible parking space. An additional parking lot is provided on the east side of the building with two (2) noncompliant car accessible parking spaces.

The building has a main entrance with stairs that are accessed from the west parking lot. Additionally, there is a secondary entrance/exit with a ramp located on the north side. The secondary entrance leads to an inclined platform lift that travels between the ground level, first floor, and second floor, however, was not functioning on the day of the survey.* There is also a set of stairs at this location.

Areas surveyed that are open to the public on the first floor include the executive offices of the Finance Director, Town Clerk and Registrar, Tax Collector, Assessor, and Town Select Board office. On the first floor, there is one (1) single-user toilet room and one (1) multi-user toilet room for women in the north staircase. Areas surveyed on the second floor include the executive offices of the Town Administrator, two (2) Town accountant offices, a human resources office, and the Director of Human Resources office. There is also a staff break room and two (2) multi-user toilet rooms for men and women in the north staircase on the second floor. There is currently no public meeting space, and the Town uses the staff break room as an alternative meeting location.

***Note:** The inclined platform lift was not operable at the time of the visit and therefore could not fully be surveyed. The Town is aware of the inoperable lift and is conducting meetings with a Municipal Task Force to bring the lift and the north staircase up to code.

Key Accessibility Issues

Exterior Routes

Accessibility issues include a curb ramp that is not maintained in operable working condition, and lack of an accessible route to a bench on the north side.

Exterior Ramps

Accessibility issues include a lack of two (2) landings and handrails at one (1) exterior ramp on the north side (from the west parking lot). Additionally, one (1) exterior ramp, on the north side of the building (from the east parking lot) has an excessive running slope, lacks the minimum required width at the landing, and lacks edge protection on the open side of the ramp.

Exterior Stair

Accessibility issues include a lack of handrail extensions at the stair on the west side,

Parking

In the east parking lot, there is a lack of one (1) van accessible parking space with signage containing the designation "Van Accessible" and an access aisle that is narrower than allowed.

Similarly, in the west parking lot, there is a lack of one (1) van accessible parking space with signage containing the designation "Van Accessible" and an access aisle that is narrower than allowed.

Entrance and Vertical Circulation

Accessibility issues include lack of an accessible entrance and lack of an accessible route between the first floor, and second floor. Although an inclined lift is provided, it is not in operable working condition and the headroom clearance of the lift does not comply with ASME A18.1. Due to this issue, IHCD recommends that the Town research the feasibility of installing a limited use limited application (LULA) elevator and an accessible entrance. Additionally, the Town can choose to relocate programs to an accessible location. The current practice of meeting members of the public who cannot negotiate stairs in the parking lot is not an integrated setting or an appropriate solution.

Signage

Accessibility issues include a lack of interior and exterior designation signs with raised characters and braille, signs not located on the latch side of the door, lack of clear floor space provided at signs due to the location of furniture and other stored items, lack of a directional sign at the entrances directing visitors to an accessible entrance*, lack of a directional sign at the women's toilet room directing visitors to an accessible toilet room, lack of tactile signs (with braille and raised characters) at the emergency egresses, lack of a directional sign at the exits directing visitors to an accessible means of egress*, and lack of a non-glare finish on the directional sign near the Town Clerk and Registrar's offices.

***Note:** This is conditional for when an accessible entrance/egress is built.

Doors and Doorways

Accessibility issues include a door that lacks maneuvering clearance due a trash can, one (1) door threshold that is higher than allowed, and interior and exterior doors that require opening force greater than allowed.

Interior Stairs

Accessibility issues at stairs include handrails located higher than allowed, lack of handrails provided on both sides of the stair, lack of handrail extensions at the top and bottom railings, and lack of a continuous handrail.

Single-User Toilet Rooms

Accessibility issues include pipes that are not protected against contact underneath the lavatory, a lavatory with the rim located higher than allowed, a toilet with the centerline located further from the wall than allowed, a flush control not located on the open (transfer) side, both grab bars located lower than the minimum height allowed, improper placement of the side grab bar, a coat hook located higher than allowed, a toilet paper dispenser located above the grab bar, and lack of an audible and visible fire alarm within the toilet room.

Multi-User Toilet Rooms

As the men's and women's toilet rooms on the second floor both lack accessible toilet fixtures, IHCD recommends converting the women's toilet room on the second floor into an accessible single-user toilet room and providing directional signage to the accessible single-user toilet room at the men's toilet room on this floor. On the first floor, as the multi-user women's toilet room is not accessible, IHCD recommends providing directional signage alongside the door directing visitors to the accessible single-user toilet room. Additionally, all multi-user toilet rooms lack audible and visible fire alarms. When the fire system is updated a visible and audible fire alarm should be installed.

Additional Accessibility Issues

- Three (3) service counters are higher than allowed.
- Some items (such as automatic external defibrillator (AED), and a shelf) act as protruding objects.
- One (1) work surface is located higher than allowed.
- Some interior routes lack minimum clear width.

Order of Magnitude Cost Estimates

- Renovate parking spaces: \$3,380
- Renovate exterior ramps: \$50,557
- Renovate exterior stairs: \$1,644
- Renovate signage: \$5,732
- Renovate interior stairs: \$5,076
- Provide a limited use limited application (LULA) elevator: \$89,296
- Renovate service counters: \$2,640
- Renovate toilet rooms (including creating one (1) accessible single-user toilet room on the second floor): \$41,872
- Miscellaneous corrective actions (cane-detectable barrier, detectable warning at curb ramp, lowering one (1) work surface, one (1) door threshold): \$1,970

Total: \$202,167*

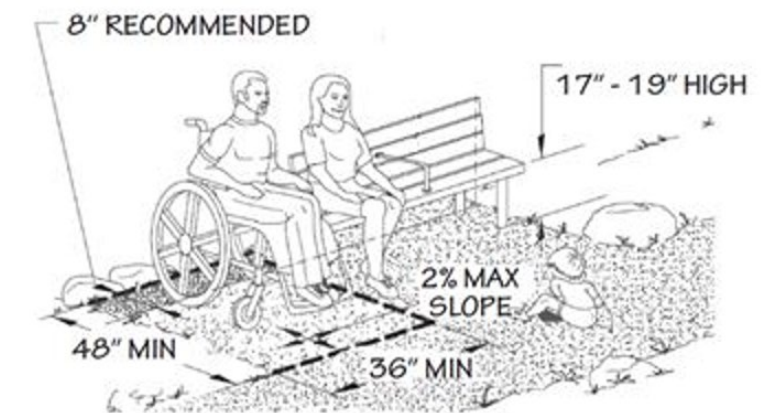
***Note:** IHCD is not providing costs for some exterior issues such as estimating the cost to repair expanses of sidewalk or





walkways. Further study is needed to determine costs for creating a new accessible route into the building and between the first and second floors.





Best Practice and Inclusive Design

Best practice and inclusive design recommendations include elements that are not required in the standards but may create enhanced experiences for all users.

- On the southwest side of the building, recommend providing a bigger directional sign with a larger International Symbol of Accessibility (ISA), to ensure it can be identified from a distance.
- Recommend providing contrasting strips on all interior and exterior stair treads.
- Where benches are provided, recommend providing a 36" by 48" firm, stable and slip-resistant area alongside one bench in each area where benches are provided so that a person using a wheelchair or other mobility device is able to sit alongside someone seated on the bench with their shoulders aligned. See the following illustration for best practice recommendations for benches:













ID	Location	Floor	Room	Element	Type	Photo	Issues	Current Measure	Recommendations	Quantity	Price	Cost Estimation
<div style="border: 1px solid black; padding: 2px;">Approach and Entrance</div>												
<div style="border: 1px solid black; padding: 2px;">Curb Ramp</div>												
1	West Parking Lot to Secondary Entrance	Ext.		Curb Ramp	N/A		Route not maintained in operable working condition	-	Ensure the detectable warning at the curb ramp is replaced to ensure it is maintained in operable working condition. Cost estimate is for a new detectable warning.	1	468	\$468
											468	
<div style="border: 1px solid black; padding: 2px;">Off-Street Parking Lot or Garage</div>												
2	East Parking Lot	Ext.		Off-Street Parking Lot or Garage	Visitor		Total # of parking Total # of designated car accessible parking spaces Total # of designated van accessible spaces Access aisle < 96" wide at van space Sign does not have the designation "Van Accessible" International Symbol of Acc. not compliant	38 1 0 94" - -	Ensure that one van accessible parking space is provided in this parking lot. Provide a marked access aisle that is at least 96" wide. Add the designation "Van Accessible" to the sign located at the van accessible space. Ensure that the sign contains the required International Symbol of Accessibility (ISA).	1	390 650 650	\$1690
											1690	
3	West Parking Lot	Ext.		Off-Street Parking Lot or Garage	Visitor		Total # of parking Total # of designated car accessible parking spaces Total # of designated van accessible spaces Access aisle < 96" wide at van space Sign does not have the designation "Van Accessible" International Symbol of Acc. not compliant	9 2 0 49" - -	Re-stripe the right-most parking space to provide one van accessible parking space and marked access aisle that are both 96" wide min. in this parking lot. Add the designation "Van Accessible" to the sign located at the van accessible space. Ensure that both signs contain the required International Symbol of Accessibility (ISA).	1	390 650 650	\$1690
											1690	
<div style="border: 1px solid black; padding: 2px;">Exterior Ramp</div>												
4	East Parking Lot to North Secondary Entrance	Ext.		Exterior Ramp	N/A		Running slope > 1:12 (8.33%) Landing < 60" min. long Edge protection < 4" high	8.7% 53" -	Reduce running slope to be no steeper than 1:12 (8.33%). Rebuild the ramp to provide a 60" min. deep landing at the top of the ramp. Provide edge protection that prevents the passage of a 4" diameter sphere, where any portion of the sphere is within 4" of the finished floor or ground surface.(Cost estimated for a new 30' long straight concrete ramp and landing.)	1	46025	\$46025
											46025	

ID	Location	Floor	Room	Element	Type	Photo	Issues	Current Measure	Recommendations	Quantity	Price	Cost Estimation
5	West Parking Lot to North Secondary Entrance	Ext.		Exterior Ramp	N/A		No top or bottom landing provided Handrails are not provided	- -	Provide landing at the top and bottom of ramp. (Cost estimated for two 4' x 5' wide concrete landings.) Provide handrails with 1-1/4" to 1-1/2" circular cross sections on each side of the ramp. (Approx. 25' in length of handrails are estimated based on the measured distance.)	1	416 416 1850 1850	\$4532
Exterior Stair												
6	Main Entrance	Ext.		Exterior Stair	N/A		Handrails do not extend 12" from stair	4"	Bottom: Ensure handrails extend to at least 12" plus the width of one tread beyond the bottom riser.	2	822	\$1644
Entrance												
7	Secondary Entrance	Ext.		Entrance	Secondary Entrance		Directional sign to accessible entrance not provided	-	Provide a directional sign indicating the location of the nearest accessible entrance when an accessible entrance is built.	1	450	\$450
8	West Main Entrance	1		Entrance	Main Entrance		Directional sign to accessible entrance not provided Door requires > 15 lbs. of force to open	- 20 lbs	Provide a directional sign indicating the location of the nearest accessible entrance when an accessible entrance is built. Adjust closers so doors do not require more than 15 pounds of opening force.	1	450 Labor	\$450
Access to Goods and Services												






ID	Location	Floor	Room	Element	Type	Photo	Issues	Current Measure	Recommendations	Quantity	Price	Cost Estimation
Means of Egress												
9	Main Entrance by Town Clerk Office	1		Means of Egress	N/A		Tactile exit sign not provided Directional sign to accessible emergency exit not provided	- -	Ensure that a tactile exit sign with raised characters and braille is provided at the exit door. Mount the sign between 48" - 60" above the finished floor located on the latch side of the door. Provide a directional sign indicating the location of the nearest accessible emergency exit after an accessible exit is created.	1	302 302	\$604
											604	
10	Secondary Entrance	1		Means of Egress	N/A		Tactile exit sign not provided Directional sign to accessible emergency exit not provided	- -	Ensure that a tactile exit sign with raised characters and braille is provided at the exit door. Mount the sign between 48" - 60" above the finished floor located on the latch side of the door. Provide a directional sign indicating the location of the nearest accessible emergency exit after an accessible exit is created.	1	302 302	\$604
											604	
Interior Access Route												
11	Human Resources Office	2		Interior Access Route	N/A		Route < 36" wide	26"	Relocate the filing cabinet to ensure that a clear width of 36" min. is maintained at the accessible route.	1	Labor	Labor
12	By Tax Collector's Office	1		Interior Access Route	N/A		Obstructed by protruding objects	9"	Provide a cane-detectable barrier underneath the automatic external defibrillator (AED).	1	398	\$398
											398	
13	Women's Multi-User Toilet Room	2		Interior Access Route	N/A		Obstructed by protruding objects	10"	Ensure a cane-detectable barrier is provided underneath the shelf (no higher than 27" above the finished floor).	1	459	\$459
											459	





ID	Location	Floor	Room	Element	Type	Photo	Issues	Current Measure	Recommendations	Quantity	Price	Cost Estimation
14	Human Resources Office, Route to Director's Office	2		Interior Access Route	N/A		Route < 36" wide Accessible vertical route not provided	30" -	Ensure that the director of human resources can meet with the public in an accessible location.	1	-	-
15	Route to Town Accountant	2		Interior Access Route	N/A		Route < 36" wide Accessible vertical route not provided	30" -	Ensure that the accountant can meet with the public in an accessible location.	2	-	-
Doors, Doorways, & Gates												
16	Women's Multi-User Toilet Room	2		Doors, Doorways, & Gates	Toilet Room		Threshold > 1/2" high Door requires > 5 lbs. of force to open	1.25" 19 lbs.	Alter the threshold to be 1/2" high max. Adjust closers so doors do not require more than 5 pounds of force to open.	1	195 Labor	\$195
											195	
17	Main Entrance to Town Clerk Office	1		Doors, Doorways, & Gates	Circulation		Door requires > 5 lbs. of force to open	13 lbs.	Adjust closers so doors do not require more than 5 pounds of force to open.	1	Labor	Labor
18	Single-User Toilet Room	1		Doors, Doorways, & Gates	Toilet Room		Maneuvering clearance(s) not provided Door requires > 5 lbs. of force to open	- 13 lbs.	Relocate the trash can to provide pull-side maneuvering clearance. Adjust closers so doors do not require more than 5 pounds of force to open.	1	Labor	Labor






ID	Location	Floor	Room	Element	Type	Photo	Issues	Current Measure	Recommendations	Quantity	Price	Cost Estimation
Stairways												
19	Stair to West Main Egress	1		Stairways	Interior		Handrail height < 34" or > 38" Handrails do not extend 12" from stairs	39" -	Alter so the handrails are 34"- 38" high above the floor. Top: Ensure handrails extend horizontally above the landing for 12" min. beginning above the first riser nosing. Bottom: Ensure handrails extend to at least 12" plus the width of one tread beyond the bottom riser.	2	822	\$1644
											1644	
20	North Stair	2		Stairways	Egress		Handrail not provided on both sides	-	Provide handrails on each side. Refer to Record ID #21 for total costs for handrails at this staircase.	2	-	-
21	North Stair	2		Stairways	Egress		Handrails do not extend 12" from stairs Handrails not continuous where required	- -	Top: Ensure handrails extend horizontally above the landing for 12" min. beginning above the first riser nosing. Bottom: Ensure handrails extend to at least 12" plus the width of one tread beyond the bottom riser. Provide continuous handrails. (Cost estimate is for providing handrails on both sides between the first and second floor).	2	1716	\$3432
											3432	
Inclined Lift												
22	Lift in North Stair	2		Inclined Lift	N/A		Not maintained in operable working condition Headroom clearance does not comply with ASME A18.1	- 72.75"	As the headroom clearance does not comply with ASME A18.1, look into providing a limited use limited application (LULA) elevator and an accessible entrance to provide access between the exterior, first floor and second floor. Ensure that accessible features are maintained in operable working condition. (Cost estimate is for installing a LULA elevator.)	1	89296	\$89296
											89296	
Signage												
23	West Main Entrance	1		Signage	Designation		Signage is not provided	-	Locate compliant signage with raised characters and braille alongside the door on the latch side.	1	302	\$302
											302	

ID	Location	Floor	Room	Element	Type	Photo	Issues	Current Measure	Recommendations	Quantity	Price	Cost Estimation
24	Staff Break Room	2		Signage	Designation		Signage is not provided	-	Locate compliant signage with raised characters and braille alongside the door on the latch side.	1	302	\$302
											302	
25	Finance Director	1		Signage	Designation		Raised characters not provided on sign Braille not provided on sign Sign not located on the latch side of the door	- - -	Provide text with raised characters duplicated in braille on the sign. Locate the sign at permanent rooms alongside the door on the latch side.	1	302 Labor	\$302
											302	
26	Town Administrator	2		Signage	Designation		Raised characters not provided on sign Braille not provided on sign Sign not located on the latch side of the door	- - -	Provide text with raised characters duplicated in braille on the sign. Locate the sign at permanent rooms alongside the door on the latch side.	1	302 Labor	\$302
											302	
27	Human Resources	2		Signage	Designation		Raised characters not provided on sign Braille not provided on sign Sign not located on the latch side of the door	- - -	Provide text with raised characters duplicated in braille on the sign. Locate the sign at permanent rooms alongside the door on the latch side.	1	302 Labor	\$302
											302	
28	Town Accountant	2		Signage	Designation		Raised characters not provided on sign Braille not provided on sign Sign not located on the latch side of the door Signage lacks 18" by 18" clear floor space	- - - -	Provide text with raised characters duplicated in braille on the sign. Provide braille on the sign. Locate the sign at permanent rooms alongside the door on the latch side. Relocate fire extinguisher to provide a clear floor space of 18" min. by 18" min. at the sign.	1	302 Labor	\$302
											302	




**Town of Westwood
Westwood Town Hall**

ID	Location	Floor	Room	Element	Type	Photo	Issues	Current Measure	Recommendations	Quantity	Price	Cost Estimation
29	Men's Multi-User Toilet Room	2		Signage	Designation		<ul style="list-style-type: none"> Raised characters not provided on sign Braille not provided on sign Sign not located on the latch side of the door Directional sign to access. toilet not provided 	-	<ul style="list-style-type: none"> Provide text with raised characters duplicated in braille on the sign. Locate the sign at permanent rooms alongside the door on the latch side. Install a sign indicating the location of the nearest accessible toilet room (the women's toilet room that we recommend converting into a single-user toilet room). 	1	302 302 Labor	\$604
30	Women's Multi-User Toilet Room	2		Signage	Designation		<ul style="list-style-type: none"> Raised characters not provided on sign Braille not provided on sign Sign not located on the latch side of the door International Symbol of Acc. not provided 	-	<ul style="list-style-type: none"> Provide text with raised characters duplicated in braille on the sign. Recommend changing this toilet room into an all gender single-user toilet room. Locate the sign at permanent rooms alongside the door on the latch side. Provide a sign containing the International Symbol of Accessibility (ISA) after the toilet room is brought into compliance. 	1	302 Labor	\$302
31	Selectman's Office	1		Signage	Designation		<ul style="list-style-type: none"> Raised characters not provided on sign Braille not provided on sign Signage lacks 18" by 18" clear floor space 	-	<ul style="list-style-type: none"> Provide text with raised characters duplicated in braille on the sign. Provide braille on the sign. Relocate the furniture to provide a clear floor space of 18" min. by 18" min. and ensure the sign is located on the latch side of the door. 	1	302 Labor	\$302
32	By Town Clerk and Registrar's Office	1		Signage	Directional		<ul style="list-style-type: none"> Non-glare finish and contrast not provided on sign 	-	<ul style="list-style-type: none"> Install a sign with a non-glare finish. 	1	302	\$302
33	Women's Multi-User Toilet Room	1		Signage	Designation		<ul style="list-style-type: none"> Directional sign to access. toilet not provided 	-	<ul style="list-style-type: none"> Install a sign indicating the location of the nearest accessible toilet room. 	1	302	\$302

ID	Location	Floor	Room	Element	Type	Photo	Issues	Current Measure	Recommendations	Quantity	Price	Cost Estimation
Service Counter												
34	Tax Collector's Office	1		Service Counter	N/A		Counter > 36" high	42.75"	Provide a counter that is 36" max. above the finished floor.	1	880	\$880
											880	
35	Assessor's Department and Town Clerk and Registrar's Offices	1		Service Counter	N/A		Counter > 36" high	42.75"	Provide a counter that is 36" max. above the finished floor.	2	880	\$1760
											1760	
Operable Parts / Reach Range												
36	Secondary Entrance Door Bell	Ext.		Operable Parts / Reach Range	Door Bell		Not in operable working condition	-	This is loose wiring for a bell that the public can ring to alert the Town Hall when assistance is needed to enter. Staff will either meet outside with the public or on the first floor. Recommend repairing or replacing the bell, ensuring that there is 30" min. by 48" min. in front of the bell, and providing signage at the bell with directions for the public until an accessible route is provided throughout the building.	1	Labor 450	\$450
											450	
Dining or Work Surfaces												
37	Women's Multi-User Toilet Room	2		Dining or Work Surfaces	Work Surface		Top of dining/work surface < 28" or > 34"	41.5"	Lower the work surface so that the top is between 28"- 34" above the floor and there is 27" clear height underneath.	1	459	\$459
											459	

ID	Location	Floor	Room	Element	Type	Photo	Issues	Current Measure	Recommendations	Quantity	Price	Cost Estimation
Exterior Benches												
38	By Westwood Glen Road	Ext.		Exterior Benches	N/A		No accessible route to one bench in area	-	Provide an accessible route to one bench in this area.	1	-	-
Toilet & Bathing Rooms												
Overall Access												
39	Women's Multi-User Toilet Room	2		Overall Access	Toilet Room		Accessible plumbing fixtures or stalls not provided Audible and visible alarm not provided	- -	Renovate the toilet room to an accessible single-user toilet room. When fire system is updated, ensure that a visible and audible fire alarm is installed.	1	31985 -	\$31985
											31985	
40	Single-User Toilet Room	1		Overall Access	Toilet Room		Audible and visible alarm not provided	-	When fire system is updated, ensure that a visible and audible fire alarm is installed.	1	-	-
41	Women's Multi-User Toilet Room	1		Overall Access	Toilet Room		Audible and visible alarm not provided	-	When fire system is updated, ensure that a visible and audible fire alarm is installed.	1	-	-
42	Men's Multi-User Toilet Room	2		Overall Access	Toilet Room		Audible and visible alarm not provided	-	When fire system is updated, ensure that a visible and audible fire alarm is installed.	1	Labor	Labor

ID	Location	Floor	Room	Element	Type	Photo	Issues	Current Measure	Recommendations	Quantity	Price	Cost Estimation
Lavatory												
43	Women's Multi-User Toilet Room	2	Lavatory	N/A		Clear floor space not provided at lavatory Toe or knee clearances not provided Plumbing underneath is exposed Dispensers not within reach range	- 26" - 55.75"	Relocate the air purifier to provide a 30" min. by 48" min. clear floor space positioned for a forward approach at the lavatory. Provide a lavatory with 27" high knee and toe clearance. Insulate or otherwise configure pipes to prevent contact at the lavatory. Lower the soap dispenser to 48" max. above the finished floor. (Refer to Record ID #39 for cost for these issues.)	1	-	-	
44	Single-User Toilet Room	1	Lavatory	N/A		Lavatory rim or counter > 34" high Plumbing underneath is exposed	36" -	Provide at least one lavatory with the rim no higher than 34" max. above the finished floor. Insulate or otherwise configure pipes to prevent contact for at least one lavatory.	1	4022 120	\$4142	
											4142	
Single-User Toilet												
45	Single-User Toilet Room	1	Single-User Toilet	N/A		Flush control not on open side Centerline < or > 18" (MAAB) Side grab bar < 54" from back wall Side or rear grab bar < 33" or > 36" high Item mounted over grab bar (MAAB)	- 21" 47.5" 31" -	Relocate the flush control to the open side. Relocate toilet so that the centerline is 18" from the side wall. Provide a side wall grab bar that is 42" long min. located 12" max. from the rear wall. Mount both grab bars 33"- 36" above the finished floor. Relocate the toilet paper dispenser so that it is not mounted over the grab bar.	1	486 3676 459 515 459	\$5595	
46	Single-User Toilet Room	1	Single-User Toilet	N/A		Hook located > 54" high	68"	Locate the coat hook no higher than 48" above the finished floor.	1	150	\$150	
											150	
Dispensers												
47	Women's Multi-User Toilet Room	2	Dispensers	Paper Towel Dispenser		Dispenser acts as a protruding object	9"	Ensure that a trash bin is located underneath the dispenser.	1	Labor	Labor	

ID	Location	Floor	Room	Element	Type	Photo	Issues	Current Measure	Recommendations	Quantity	Price	Cost Estimation
<div style="border: 1px solid gray; padding: 2px;">Best Practice</div>												
<div style="border: 1px solid gray; padding: 2px;">Benches</div>												
48	By Westwood Glen Road	Ext.		Benches	N/A			-	Recommend providing a 36" min. by 48" min. stable, firm and slip-resistant surface adjacent to at least one bench in a manner that is substantially similar to what is shown in the narrative report.	1	-	-
<div style="border: 1px solid gray; padding: 2px;">Signage</div>												
49	To West Main Entrance	Ext.		Signage	Directional			-	Recommend providing a bigger directional sign with a larger International Symbol of Accessibility (ISA), to ensure it can be identified from a distance.	1	-	-
<div style="border: 1px solid gray; padding: 2px;">Stairways</div>												
50	Stair to West Main Egress	1		Stairways	N/A			-	Recommend providing contrasting strips on all interior and exterior stair treads.	1	-	-