

# Westwood Police Station



## Town of Westwood ADA Transition Plan

June 2023



Institute for Human Centered Design

560 Harrison Ave, Unit 401, Boston, MA 02118  
www.IHCDesign.org • info@IHCDesign.org  
617-695-1225 voice/ tty

### Background

Year Built: 2017

Westwood Police Station is located at 588 High Street and is a two (2) story building. However, only the first floor is available to the public. Outside the facility, there is one (1) compliant van accessible parking space and one (1) bench.

The building has one (1) accessible main entrance, which is accessed from the parking lot on the west side of the building. There is one (1) accessible exit on the east side of the building, but it is not for public use.

Areas surveyed that are open to the public include the lobby, Training Emergency Operations meeting room, two identical (2) single-user toilet rooms, one (1) Hi-Lo drinking fountain, and two (2) interview rooms. The detention area includes a processing and booking area, a shower room, six (6) male holding cells, six (6) female holding cells, and one (1) juvenile holding cell. All holding cells are located on the first floor and the men's and women's holding cells have a lavatory/sink combo unit.

### Key Accessibility Issues

#### Parking Lot

Accessibility issues include an identification sign at the van accessible parking space that is located higher than the maximum height allowed.

#### Signage

Accessibility issues include lack of an exterior designation sign with raised characters and braille, signs located higher than the maximum height allowed, signs not located on the latch side of the door, lack of a sign with the International Symbol of Access for Hearing Loss at the Training Emergency Operations room, signs lacking braille under the room number, and lack of tactile signs (with braille and raised characters) at the emergency egresses. Where there is an illuminated exit sign at an accessible exit, the illuminated exit sign should have an illuminated International Symbol of Accessibility (ISA).

#### Doors and Doorways

Accessibility issues include a door that lacks maneuvering clearance and interior and exterior doors that require an opening force that is greater than allowed.

#### Assembly Area

IHCD was told that an assistive listening system is provided in the Training Emergency Operations meeting room. Based on the capacity of the Training Emergency Operations meeting room, two (2) receivers are required and must be hearing-aid compatible.

#### Single-User Toilet Room

At least one of the single-user toilet rooms should be brought into full compliance. Accessibility issues include lack of the minimum amount of clear space provided at the toilet; and a coat hook and mirror that are located higher than allowed.

### Additional Accessibility Issues

- Lack of a cane-detectable barrier underneath the counter in the booking area.
- Lack of one (1) female, one (1) male and one (1) juvenile accessible holding cell, lack of grab bars at the shower and a shower control that is located higher than allowed.\*





**\*Note:** The Town can achieve program access by making arrangements to transfer men, women, and juveniles who need a mobility accessible holding cell to another Town or County holding cell that is accessible.






### Order of Magnitude Cost Estimates

- Renovate signage: \$4,032
- Renovate toilet rooms: \$2,675
- Miscellaneous corrective actions (cane-detectable barrier, relocate bolted trash can): \$731






**Total: \$7,438\***

**\*Note:** IHCD is not providing costs for some exterior issues such as estimating the cost to repair or provide areas of sidewalk or walkway.





ID	Location	Floor	Room	Element	Type	Photo	Issues	Current Measure	Recommendations	Quantity	Price	Cost Estimation
<div style="border: 1px solid black; padding: 2px;">Approach and Entrance</div> <div style="border: 1px solid black; padding: 2px;">Off-Street Parking Lot or Garage</div>												
1	Parking Lot	Ext.		Off-Street Parking Lot or Garage	Visitor		Total # of parking Total # of designated car accessible parking spaces Total # of designated van accessible spaces Sign top > 96" above finished grade	15 0 1 97.5	Locate sign with the top of the sign 96" max. above the ground.	1	Labor	Labor
<div style="border: 1px solid black; padding: 2px;">Entrance</div>												
2	Main Egress Door	1	151	Entrance	Main Entrance		Door requires > 15 lbs. of force to open	18 lbs	Adjust closers so doors do not require more than 15 pounds of opening force.	1	Labor	Labor
<div style="border: 1px solid black; padding: 2px;">Access to Goods and Services</div> <div style="border: 1px solid black; padding: 2px;">Means of Egress</div>												
3	Main Egress Door	1	151	Means of Egress	N/A		Tactile exit sign not provided Illuminated ISA symbol not provided (MAAB)	-	Ensure that a tactile exit sign with raised characters and braille is provided at the exit door. Mount the sign between 48" - 60" above the finished floor located on the latch side of the door.  When or if an illuminated exit sign is provided, provide an illuminated sign with the International Symbol of Accessibility (ISA).	1	302	\$302
4	Stair 2 to Egress	1		Means of Egress	N/A		Tactile exit sign not provided Illuminated ISA symbol not provided (MAAB)	-	Ensure that a tactile exit sign with raised characters and braille is provided at the exit door. Mount the sign between 48" - 60" above the finished floor located on the latch side of the door.  Provide an illuminated sign with the International Symbol of Accessibility (ISA).	1	302	\$562
											<b>302</b>	<b>562</b>




ID	Location	Floor	Room	Element	Type	Photo	Issues	Current Measure	Recommendations	Quantity	Price	Cost Estimation
<b>Interior Access Route</b>												
5	Booking	1		Interior Access Route	N/A		Obstructed by protruding objects	16"	Provide a cane-detectable barrier underneath the counter. Recommend locating the cane detectable barrier at 27" exactly so that the counter is still usable by wheelchair users.	1	398	\$398
											<b>398</b>	
<b>Doors, Doorways, &amp; Gates</b>												
6	Single-User Toilet Room	1	151	Doors, Doorways, & Gates	Toilet Room		Maneuvering clearance(s) not provided Door requires > 5 lbs. of force to open	- 16 lbs	Relocate the trash can to provide 18" min. of pull-side maneuvering clearance on the latch side of the door. (Cost is for relocating a bolted item.) Adjust closers so doors do not require more than 5 pounds of force to open.	1	333 Labor	\$333
											<b>333</b>	
7	Stair 2 to Egress	1		Doors, Doorways, & Gates	Circulation		Door requires > 5 lbs. of force to open	15 lbs	Adjust closers so doors do not require more than 5 pounds of force to open.	1	Labor	Labor
<b>Signage</b>												
8	Main Entrance	1	151	Signage	Designation		Signage is not provided	-	Locate compliant signage with raised characters and braille alongside the door on the latch side.	1	450	\$450
											<b>450</b>	
9	Booking, Juvenile Holding Cell	1	120	Signage	Designation		Raised characters < 48" or > 60" above ground Braille not provided on sign	62" -	Mount the sign so that the baseline of the lowest tactile character is 48" min. above finished floor and the baseline of the highest tactile character is 60" max. above the finished floor. Provide braille on the sign. Braille is not provided under the room number. Braille must be located below the corresponding text.	1	Labor 302	\$302
											<b>302</b>	

**Town of Westwood  
Westwood Police Station**

ID	Location	Floor	Room	Element	Type	Photo	Issues	Current Measure	Recommendations	Quantity	Price	Cost Estimation
10	Booking, Shower Room	1	121	Signage	Designation		Raised characters < 48" or > 60" above ground Braille not provided on sign	62" -	Mount the sign so that the baseline of the lowest tactile character is 48" min. above finished floor and the baseline of the highest tactile character is 60" max. above the finished floor. Provide braille on the sign. Braille is not provided under the room number. Braille must be located below the corresponding text.	1	Labor 302	\$302
11	Lobby	1	151	Signage	Designation		Raised characters < 48" or > 60" above ground Braille not provided on sign	61.75" -	Mount the sign so that the baseline of the lowest tactile character is 48" min. above finished floor and the baseline of the highest tactile character is 60" max. above the finished floor. Provide braille on the sign. Braille is not provided under the room number. Braille must be located below the corresponding text.	1	Labor 302	\$302
12	Sallyport	1	129	Signage	Designation		Raised characters < 48" or > 60" above ground Braille not provided on sign	62" -	Mount the sign so that the baseline of the lowest tactile character is 48" min. above finished floor and the baseline of the highest tactile character is 60" max. above the finished floor. Provide braille on the sign. Braille is not provided under the room number. Braille must be located below the corresponding text.	1	Labor 302	\$302
13	Booking, Men's Holding Cell 3	1	120	Signage	Designation		Raised characters < 48" or > 60" above ground Sign not located on the latch side of the door	62" -	Mount the sign so that the baseline of the lowest tactile character is 48" min. above finished floor and the baseline of the highest tactile character is 60" max. above the finished floor. Locate the sign at permanent rooms alongside the door on the latch side.	1	Labor	Labor
14	Booking, Women's Holding Cell 6	1	115	Signage	Designation		Raised characters < 48" or > 60" above ground Sign not located on the latch side of the door	61.5" -	Mount the sign so that the baseline of the lowest tactile character is 48" min. above finished floor and the baseline of the highest tactile character is 60" max. above the finished floor. Locate the sign at permanent rooms alongside the door on the latch side.	1	Labor	Labor

ID	Location	Floor	Room	Element	Type	Photo	Issues	Current Measure	Recommendations	Quantity	Price	Cost Estimation
15	Interview Room 2	1	142	Signage	Designation		Braille not provided on sign	-	Provide braille on the sign. Braille is not provided under the room number. Braille must be located below the corresponding text.	1	302	\$302
16	Single-User Toilet Room	1	151	Signage	Designation		Braille not provided on sign	-	Provide braille on the sign. Braille is not provided under the room number. Braille must be located below the corresponding text.	1	302	\$302
17	Training Emergency Operations Meeting Room	1	152	Signage	Designation		Braille not provided on sign	-	Provide braille on the sign. Braille is not provided under the room number. Braille must be located below the corresponding text.	1	302	\$302
18	Single-User Toilet Room	1	151	Signage	Directional		Directional sign to access. toilet not provided	-	At the door to the single-user toilet room that is not in full compliance, replace the designation sign with one that does not contain the International Symbol of Accessibility (ISA) and install a sign indicating the location of the nearest accessible toilet room.	1	302	\$302
19	Training Emergency Operations Meeting Room	1	152	Signage	Designation		Int. Symbol of Acc. for Hearing Loss not provided	-	Provide a sign containing the International Symbol of Access for Hearing Loss.  IHCD staff was informed that the Town has an assistive listening system. Based on the room count of 50, a minimum of 2 receivers are required for this room and both are required to be hearing-aid compatible.	1	302	\$302

ID	Location	Floor	Room	Element	Type	Photo	Issues	Current Measure	Recommendations	Quantity	Price	Cost Estimation
<b>Detention Facilities</b>												
20	Booking, Male Holding Cell 3	1	120	Detention Facilities	Men's		Mobility cell lacks 60" turning space Mobility cell lacks clear floor space alongside bed	58.75" -	The Town can achieve program access by making arrangements to transfer men, women and juveniles who need a mobility accessible holding cell to another Town or County holding cell that is accessible.	1	-	-
21	Booking, Women's Holding Cell 6	1	115	Detention Facilities	Women's		Mobility cell lacks 60" turning space Mobility cell lacks clear floor space alongside bed	59" -	The Town can achieve program access by making arrangements to transfer men, women and juveniles who need a mobility accessible holding cell to another Town or County holding cell that is accessible.	1	-	-
22	Booking, Juvenile Holding Cell	1	120	Detention Facilities	Juvenile		Mobility cell lacks clear floor space alongside bed Mobility cell lacks access to accessible toilet/lavatory	- -	The Town can achieve program access by making arrangements to transfer men, women and juveniles who need a mobility accessible holding cell to another Town or County holding cell that is accessible.	1	-	-
<b>Toilet &amp; Bathing Rooms</b>												
<b>Lavatory</b>												
23	Single-User Toilet Room	1	151	Lavatory	N/A		Mirror above lavatory w/reflective surface > 40"	41.5"	Lower mirror so that the bottom surface is at 40" max. above the finished floor.	1	333	\$333
											333	

ID	Location	Floor	Room	Element	Type	Photo	Issues	Current Measure	Recommendations	Quantity	Price	Cost Estimation
<b>Single-User Toilet</b>												
24	Single-User Toilet Room	1	151	Single-User Toilet	N/A		Clearance at toilet < 60" clear width	58"	Renovate the toilet room to ensure that there is 60" wide min. clear floor space at the toilet. (Cost estimate to relocate the lavatory.)	1	2192	\$2192
											<b>2192</b>	
25	Single-User Toilet Room	1	151	Single-User Toilet	N/A		Hook located > 48" high (2010 ADA)	68"	Locate the coat hook no higher than 48" above the finished floor.	1	150	\$150
											<b>150</b>	
<b>Shower Compartment</b>												
26	Booking Shower	1		Shower Compartment	Roll-In Type		Grab bars not provided Control height < 38" or > 48"	- 49"	The Town can achieve program access by making arrangements to transfer men, women and juveniles who need a mobility accessible holding cell to another Town or County holding cell that is accessible.	1	-	-