

Westwood Public Library



Town of Westwood ADA Transition Plan

September 2023



Institute for Human Centered Design

560 Harrison Ave, Unit 401, Boston, MA 02118

www.IHCDesign.org • info@IHCDesign.org

617-695-1225 voice/ tty

Background

Year Built: 2015

Westwood Public Library is located at 660 High Street and is a two-story building. Outside the facility, on the northeast side is a picnic table, and a reading garden with a bench; on the west side are rocking chairs and a route from High Street. A parking lot is provided on the south and east sides of the building with two (2) compliant car accessible parking spaces and one (1) non-compliant van accessible parking space.

The building has one (1) accessible main entrance, which is accessed from the parking lot. There are three (3) largely accessible exits: from the gallery, large meeting room, and the children's story hour room in the Barbara Lloyd Hayes Children's Library. Additionally, there is an inaccessible exit from the new materials room that does not have an accessible route connecting to a public way.

Areas surveyed that are open to the public on the first floor include the lobby with a circulation desk and self-checkout area, a conference room, Friends of Westwood Library book sale area, a gallery space, a large meeting room with a kitchen, the Barbara Lloyd Hayes Children's Library with a toddler area and a children's story hour room, a catalog station, and the new materials room. There are two (2) multi-user toilet rooms for men and women and a Hi-Lo drinking fountain in the gallery. In the Barbara Lloyd Hayes Children's Library there is also a Hi-Lo drinking fountain, and a single-user toilet room for children. Areas surveyed on the second floor include the periodicals section, fiction stacks, non-fiction stacks, the young adult section, copy, scan and print desk, and three (3) study rooms. There is also a single-user toilet room for adults in the non-fiction section.

Key Accessibility Issues

Exterior Routes

Accessibility issues include a lack of accessible routes that are firm, stable and slip-resistant, routes with changes in level greater than allowed, routes that lack the minimum required clear width, and routes that are not maintained in operable working

condition. Additionally, the curb ramp by Windsor Road and High Street lacks a transition that is flush from the street.

Signage

Accessibility issues include lack of interior and exterior designation signs with raised characters and braille, tactile signs located improperly, designation signs with the braille misplaced on the sign, signs mounted higher than the maximum height allowed, one (1) informational sign lacks a non-glare finish. Additionally, there are lack of tactile signs (with braille and raised characters) at the emergency egresses, lack of illuminated signs with the International Symbol of Accessibility (ISA) at the accessible emergency exits, and lack of a directional sign at the inaccessible emergency exits directing visitors to an accessible means of egress.

Doors and Doorways

Accessibility issues include doors and recessed doors that lack maneuvering clearance, lack of clear floor space at doorways due to the location of furniture, a door that lacks the minimum required clear width, doors with non-compliant closing speeds, and interior and exterior doors that require opening force greater than allowed.

Stairs

Accessibility issues at exterior stairs include lack of a handrail provided on both sides. Accessibility issues at interior stairs include lack of one (1) handrail extension at Staircase 1.

Elevator

Accessibility issues at the interior elevator include lack of a visible hall signal and lack of audible and visual car position indicators.

Single-User Toilet Rooms

Accessibility issues include lack of knee clearance at the baby changing table, and a dispenser and coat hooks are mounted higher than allowed.

Multi-User Toilet Rooms

Accessibility issues toilet compartment doors that lack an accessible door pull, two (2) coat hooks are mounted higher than

allowed, and the urinal is mounted higher than allowed in the men's toilet room.

Picnic Table

Accessibility issues include lack of one (1) accessible picnic table with knee and toe clearance located on an accessible route near the reading garden.

Sinks

Accessibility issues include sinks in the large meeting room kitchen and children's story hour room that lack clear floor space and knee and toe clearance.

Additional Accessibility Issues

- Some interior access routes lack minimum clear width due to the location of furniture.
- Many items (such as books/games, book return, soap dispensers) are located higher than allowed.
- Lack of knee clearance at the work surface in the toddler area in the Barbara Lloyd Hayes Children's Library.
- Lack of an accessible route to one (1) Hi-Lo drinking fountain in the gallery, and lack of clear floor space at one (1) Hi-Lo drinking fountain in the Barbara Lloyd Hayes Children's Library.
- The identification sign at the van accessible parking space is mounted higher than allowed.

Order of Magnitude Cost Estimates

- Renovate signage: \$8,310
- Renovate doors: \$16,310
- Renovate toilet rooms: \$6,213
- Renovate elevator: \$6,724
- Renovate stairs: \$1,009
- Renovate sinks in the large meeting room and the Barbara Lloyd Haynes Children's Library: \$4,843
- Miscellaneous corrective actions (reach ranges, work surface, picnic table): \$2,864

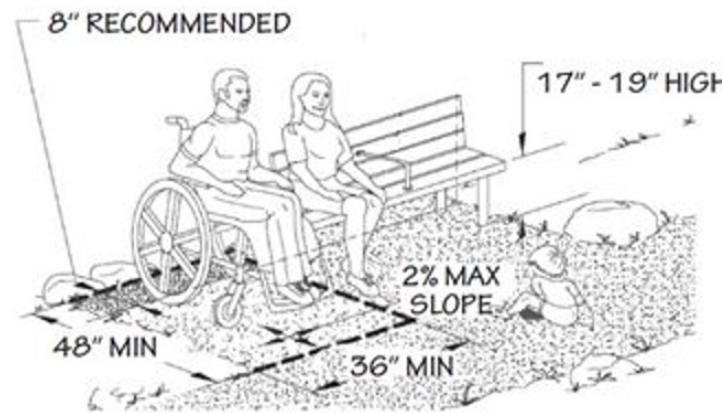
Total: \$46,273*

***Note:** IHCD is not providing costs for some exterior issues such as estimating the cost to provide or repair expanses of sidewalk or walkway. The cost to relocate the book return within reach range needs further study.

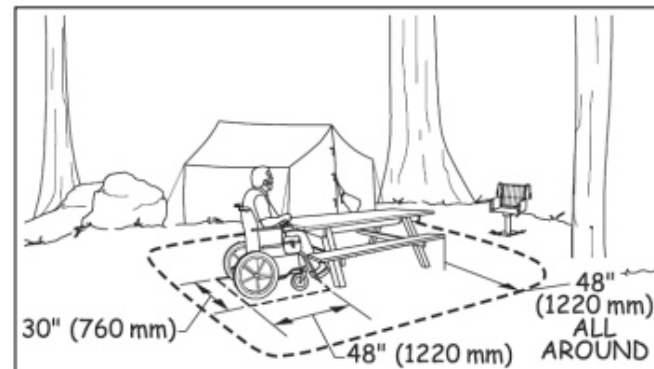
Best Practice and Inclusive Design

Best practice and inclusive design recommendations include elements that are not required in the standards but may create enhanced experiences for all users.





- Recommend providing an adjustable height podium with knee and toe clearance in the large meeting room.
- Recommend providing a 36" by 48" firm, stable and slip-resistant area alongside one bench in each area where benches are provided so that a person using a wheelchair or other mobility device is able to sit alongside someone seated on the bench with their shoulders aligned. See the following illustration for best practice recommendations for benches:












- Recommend providing a stable, firm and slip-resistant surface that is 48" clear on all sides of the accessible picnic table. See the following illustration:













- Recommend providing contrasting strips on all interior and exterior stair treads.
- In the men's multi-user toilet room, recommend providing additional lighting as it was dimly lit within the toilet room.

ID	Location	Floor	Room	Element	Type	Photo	Issues	Current Measure	Recommendations	Quantity	Price	Cost Estimation
<div style="border: 1px solid gray; padding: 2px;">Approach and Entrance</div> <div style="border: 1px solid gray; padding: 2px;">Exterior Access Route</div>												
1	Reading Garden	Ext.		Exterior Access Route	Walkway		Level changes > 1/4"	1.5"	Alter change in level to be 1/4" high max.	1	-	-
2	Northeast, New Materials Room	Ext.		Exterior Access Route	Exterior		Exterior route < 48" wide Surface is not stable, firm, and slip-resistant	37.5" -	Provide a firm, stable and slip-resistant surface with a clear width of 48" min.	1	-	-
3	Route to Windsor Road and High Street			Exterior Access Route	Exterior		Route not maintained in operable working condition		Repair the crack to ensure the accessible route is maintained in operable working condition.	1	-	-
<div style="border: 1px solid gray; padding: 2px;">Curb Ramp</div>												
4	Windsor Road and High Street			Curb Ramp	Parallel		Transition from curb ramp to street not flush		Ensure transition from curb ramp to street is flush or free of changes in level.	1	221	\$221
											221	






ID	Location	Floor	Room	Element	Type	Photo	Issues	Current Measure	Recommendations	Quantity	Price	Cost Estimation
Off-Street Parking Lot or Garage												
5	Parking Lot			Off-Street Parking Lot or Garage	Visitor		Total # of parking Total # of designated car accessible parking spaces Total # of designated van accessible spaces Sign top > 96" above finished grade	21 2 1 101"	Locate the sign at the van accessible parking space with the top of the sign 96" max. above the ground.	1	Labor	Labor
Exterior Stair												
6	To Windsor Road	Ext.		Exterior Stair	N/A		Handrail not provided on both sides	-	Provide a handrail on each side. Cost estimate for a 6' long handrail.	1	577	\$577
											577	
Access to Goods and Services												
Means of Egress												
7	Main Egress Door, South	1		Means of Egress	N/A		Tactile exit sign not provided Illuminated ISA symbol not provided (MAAB)	- -	Ensure that a tactile exit sign with raised characters and braille is provided at the exit door. Mount the sign between 48" - 60" above the finished floor located on the right side of the doors. Provide an illuminated sign with the International Symbol of Accessibility (ISA).	1	302 520	\$822
											822	
8	East Egress Door, Children's Story Hour Room, The Barbara Lloyd Hayes Children's Library	1		Means of Egress	N/A		Tactile exit sign not provided Illuminated ISA symbol not provided (MAAB)	- -	Ensure that a tactile exit sign with raised characters and braille is provided at the exit door. Mount the sign between 48" - 60" above the finished floor located on the latch side of the door. Provide an illuminated sign with the International Symbol of Accessibility (ISA).	1	302 260	\$562
											562	





ID	Location	Floor	Room	Element	Type	Photo	Issues	Current Measure	Recommendations	Quantity	Price	Cost Estimation
9	Egress Door, Stair 2	1		Means of Egress	N/A		Tactile exit sign not provided Illuminated ISA symbol not provided (MAAB)	- -	Ensure that a tactile exit sign with raised characters and braille is provided at the exit door. Mount the sign between 48" - 60" above the finished floor located on the latch side of the door. Provide an illuminated sign with the International Symbol of Accessibility (ISA).	1	302 260	\$562
											562	
10	Southwest Egress Door, Large Meeting Room	1	104A & B	Means of Egress	N/A		Tactile exit sign not provided Illuminated ISA symbol not provided (MAAB)	- -	Ensure that a tactile exit sign with raised characters and braille is provided at the exit door. Mount the sign between 48" - 60" above the finished floor located on the right side of the doors. Provide an illuminated sign with the International Symbol of Accessibility (ISA).	1	302 260	\$562
											562	
11	West Egress Door, Gallery	1	104A,B	Means of Egress	N/A		Tactile exit sign not provided Illuminated ISA symbol not provided (MAAB)	- -	Ensure that a tactile exit sign with raised characters and braille is provided at the exit door. Mount the sign between 48" - 60" above the finished floor located on the right side of the doors. Provide an illuminated sign with the International Symbol of Accessibility (ISA).	1	302 520	\$822
											822	
12	Northeast Egress, New Materials Room	1		Means of Egress	N/A		Tactile exit sign not provided Directional sign to accessible emergency exit not provided	- -	Ensure that a tactile exit sign with raised characters and braille is provided at the exit door. Mount the sign between 48" - 60" above the finished floor located on the latch side of the door. Provide a directional sign indicating the location of the nearest accessible emergency exit. Once the exterior route is made accessible, provide an illuminated sign with the International Symbol of Accessibility (ISA).	1	302 302	\$604
											604	
Interior Access Route												
13	New Materials Room	1		Interior Access Route	N/A		Route < 36" wide	30"	Ensure that a clear width of 36" min. is maintained on either side of the bench in the accessible route.	1	Labor	Labor

ID	Location	Floor	Room	Element	Type	Photo	Issues	Current Measure	Recommendations	Quantity	Price	Cost Estimation
14	Toddler Area, The Barbara Lloyd Hayes Children's Library	1	117	Interior Access Route	N/A		Route < 36" wide	32"	Relocate the bookcase to ensure that a clear width of 36" min. is maintained at the accessible route.	1	Labor	Labor
15	By Fiction Stacks	2		Interior Access Route	N/A		Route < 36" wide	21.5"	Ensure that a clear width of 36" min. is maintained at the accessible route to the study area. Note: Route is allowed to narrow to 32" wide min. for 24" deep.	1	Labor	Labor
Doors, Doorways, & Gates												
16	Children's Single-User Toilet Room, The Barbara Lloyd Hayes Children's Library	1		Doors, Doorways, & Gates	Toilet Room		Maneuvering clearance(s) not provided	15.75"	Provide an automatic door opener.	1	3978	\$3978
											3978	
17	SouthWest Egress Door, Large Meeting Room	Ext.		Doors, Doorways, & Gates	Emergency Egress		Maneuvering clearance(s) not provided	-	Relocate the rocking chair to provide clear floor space at the doorway.	1	Labor	Labor
18	Women's Multi-User Toilet Room	1		Doors, Doorways, & Gates	Toilet Room		Maneuvering clearance(s) not provided Door requires > 5 lbs. of force to open	15.5" 10 lbs	Provide an automatic door opener. Adjust closers so doors do not require more than 5 pounds of force to open.	1	3978 Labor	\$3978
											3978	






ID	Location	Floor	Room	Element	Type	Photo	Issues	Current Measure	Recommendations	Quantity	Price	Cost Estimation
19	Egress Door, Stair 2	1		Doors, Doorways, & Gates	Emergency Egress		Maneuvering clearance not provided at recess > 6"	-	Install an automatic door opener.	1	3978	\$3978
20	Staircase 2	1	117	Doors, Doorways, & Gates	Emergency Egress		Clear width at door < 32" Maneuvering clearance not provided at recess > 6" Door requires > 5 lbs. of force to open Clear door opening < 90 degrees	28.25" 9.75" 15 lbs.	Renovate door to widen it so that there is 32" min. clear width & position it so that it is not recessed greater than 6" max. Adjust so closers do not require more than 5 lbs. of force to open. Ensure that the clear opening of doorways with swinging doors is 32" min., measured between the face of the door and the stop, with the door opening 90 degrees. Adjust the rug and door closer so that the door does not get jammed.	1	4376 Labor	\$4376
21	Main Egress Door, South	1		Doors, Doorways, & Gates	Emergency Egress		Door requires > 5 lbs. of force to open	11 lbs	Adjust closers so doors do not require more than 5 pounds of force to open.	4	Labor	Labor
22	Large Meeting Room	1		Doors, Doorways, & Gates	Meeting Room		Door requires > 5 lbs. of force to open	15 lbs	Adjust closers so doors do not require more than 5 pounds of force to open.	1	Labor	Labor
23	Men's Multi-User Toilet Room	1		Doors, Doorways, & Gates	Toilet Room		Door requires > 5 lbs. of force to open	13 lbs.	Adjust closers so doors do not require more than 5 pounds of force to open.	1	Labor	Labor

**Town of Westwood
Westwood Public Library**






ID	Location	Floor	Room	Element	Type	Photo	Issues	Current Measure	Recommendations	Quantity	Price	Cost Estimation
24	Children's Single-User Toilet Room, The Barbara Lloyd Hayes Children's Library	1		Doors, Doorways, & Gates	Toilet Room		Door requires > 5 lbs. of force to open	11 lbs	Adjust closers so doors do not require more than 5 pounds of force to open.	1	Labor	Labor
25	Children's Story Hour Room, The Barbara Lloyd Hayes Children's Library	1		Doors, Doorways, & Gates	Classroom		Door requires > 5 lbs. of force to open	14 lbs	Adjust closers so doors do not require more than 5 pounds of force to open.	1	Labor	Labor
26	Kitchen, Large Meeting Room	1	105A	Doors, Doorways, & Gates	Other		Door requires > 5 lbs. of force to open	8 lbs.	Adjust closers so doors do not require more than 5 pounds of force to open.	1	Labor	Labor
27	Single-User Toilet Room, Non-Fiction Section	2	201	Doors, Doorways, & Gates	Toilet Room		Door requires > 5 lbs. of force to open Closing speed not compliant	13 lbs. 2 sec.	Adjust closers so doors do not require more than 5 pounds of force to open. Adjust door close so that from an open position of 90 degrees, the time required to move the door to an open position of 12 degrees from the latch is 6 seconds minimum.	1	Labor	Labor
28	Southwest Egress Door, Large Meeting Room	1	104A & B	Doors, Doorways, & Gates	Emergency Egress		Exterior door requires > 15 lbs. of force to open	20 lbs	Adjust closers so doors do not require more than 15 pounds of force to open.	1	Labor	Labor

ID	Location	Floor	Room	Element	Type	Photo	Issues	Current Measure	Recommendations	Quantity	Price	Cost Estimation
Stairways												
29	Staircase 1	1		Stairways	Interior		Handrails do not extend 12" from stairs	-	Bottom: Ensure handrails extend at least 12" plus the width of one tread depth beyond the last riser. (Cost estimate provided for one wood railing extension.)	1	432	\$432
											432	
Elevator												
30	Elevator	2		Elevator	Interior		Visible or audible hall signals not provided Audible & visible car position indicators not provided	- -	Install a visible hall signals. Install audible and visible car position indicators.	1	2304 4420	\$6724
											6724	
Signage												
31	Main Entrance	Ext.		Signage	Designation		Signage is not provided	-	Locate compliant designation signage with raised characters and braille alongside the door on the right side of the double doors.	1	450	\$450
											450	
32	Children's Story Hour Room, The Barbara Lloyd Hayes Children's Library	1		Signage	Designation		Raised characters not provided on sign Braille not provided on sign	- -	Provide text with raised characters duplicated in braille on the sign.	1	302	\$302
											302	





**Town of Westwood
Westwood Public Library**





ID	Location	Floor	Room	Element	Type	Photo	Issues	Current Measure	Recommendations	Quantity	Price	Cost Estimation
33	New Materials Room	1		Signage	Designation		Raised characters not provided on sign Braille not provided on sign	- -	Provide text with raised characters duplicated in braille on the sign.	1	302	\$302
											302	
34	The Barbara Lloyd Hayes Children's Library	1		Signage	Designation		Raised characters not provided on sign Braille not provided on sign Sign not located on the latch side of the door	- - -	Provide text with raised characters duplicated in braille on the sign. Locate the sign at permanent rooms alongside the doorway on the right side of the doorway.	1	302	\$302
											302	
35	Kitchen, Large Meeting Room	1	105A	Signage	Designation		Raised characters < 48" or > 60" above ground	62"	Mount the sign so that the baseline of the lowest tactile character is 48" min. above finished floor and the baseline of the highest tactile character is 60" max. above the finished floor.	1	Labor	Labor
36	Staircase 2	1	117	Signage	Egress		Raised characters < 48" or > 60" above ground	62.25"	Mount the sign so that the baseline of the lowest tactile character is 48" min. above finished floor and the baseline of the highest tactile character is 60" max. above the finished floor.	1	Labor	Labor
37	Young Adult Room	2	201	Signage	Designation		Raised characters < 48" or > 60" above ground Braille not provided on sign	62" -	Mount the sign so that the baseline of the lowest tactile character is 48" min. above finished floor and the baseline of the highest tactile character is 60" max. above the finished floor. Provide braille on the sign. Position the braille below the corresponding text. If text is multi-lined place braille below the entire text.	1	Labor 302	\$302
											302	





**Town of Westwood
Westwood Public Library**





ID	Location	Floor	Room	Element	Type	Photo	Issues	Current Measure	Recommendations	Quantity	Price	Cost Estimation
38	Study Room 1	2	203	Signage	Designation		Raised characters < 48" or > 60" above ground Braille not provided on sign	62" -	Mount the sign so that the baseline of the lowest tactile character is 48" min. above finished floor and the baseline of the highest tactile character is 60" max. above the finished floor. Provide braille on the sign. Position the braille below the corresponding text. If text is multi-lined place braille below the entire text.	1	Labor 302	\$302
39	Fiction Stacks	2	205	Signage	Designation		Raised characters < 48" or > 60" above ground Braille not provided on sign	62" -	Mount the sign so that the baseline of the lowest tactile character is 48" min. above finished floor and the baseline of the highest tactile character is 60" max. above the finished floor. Provide braille on the sign. Position the braille below the corresponding text. If text is multi-lined place braille below the entire text.	1	Labor 302	\$302
40	Periodicals	2	208	Signage	Designation		Raised characters < 48" or > 60" above ground Braille not provided on sign	62" -	Mount the sign so that the baseline of the lowest tactile character is 48" min. above finished floor and the baseline of the highest tactile character is 60" max. above the finished floor. Provide braille on the sign. Position the braille below the corresponding text. If text is multi-lined place braille below the entire text.	1	Labor 302	\$302
41	Children's Books, The Barbara Lloyd Hayes Children's Library	1		Signage	Designation		Raised characters < 48" or > 60" above ground Braille not provided on sign	62" -	Mount the sign so that the baseline of the lowest tactile character is 48" min. above finished floor and the baseline of the highest tactile character is 60" max. above the finished floor. Provide braille on the sign. Position the braille below the corresponding text. If text is multi-lined place braille below the entire text.	1	Labor 302	\$302
42	Conference Room	1	108	Signage	Designation		Raised characters < 48" or > 60" above ground Braille misplaced on sign	62" -	Mount the sign so that the baseline of the lowest tactile character is 48" min. above finished floor and the baseline of the highest tactile character is 60" max. above the finished floor. Position the braille below the corresponding text. If text is multi-lined place braille below the entire text.	1	Labor 302	\$302





ID	Location	Floor	Room	Element	Type	Photo	Issues	Current Measure	Recommendations	Quantity	Price	Cost Estimation
43	Toddler Area, The Barbara Lloyd Hayes Children's Library	1	117	Signage	Designation		Raised characters < 48" or > 60" above ground Braille not provided on sign	62" -	Mount the sign so that the baseline of the lowest tactile character is 48" min. above finished floor and the baseline of the highest tactile character is 60" max. above the finished floor. Provide braille on the sign. Position the braille below the corresponding text. If text is multi-lined place braille below the entire text.	1	Labor 302	\$302
44	Large Meeting Room	1	104A,B	Signage	Designation		Raised characters < 48" or > 60" above ground Braille not provided on sign Braille misplaced on sign	62" Rm # -	Mount the sign so that the baseline of the lowest tactile character is 48" min. above finished floor and the baseline of the highest tactile character is 60" max. above the finished floor. Provide braille on the sign. Position the braille below the corresponding text. If text is multi-lined place braille below the entire text.	2	Labor 302	\$604
45	The Donald G. Friedl Adult Library, Periodicals	2	208	Signage	Informational		Non-glare finish and contrast not provided on sign	-	Install a sign with a non-glare finish.	1	302	\$302
Operable Parts / Reach Range												
46	Children's Single-User Toilet Room, The Barbara Lloyd Hayes Children's Library	1		Operable Parts / Reach Range	Other		Reach < 15" or > 48"(forward/side approach)	57.5"	Relocate wipes so that the item is between 15"-48" above the finished floor.	1	333	\$333
47	Book Return	1		Operable Parts / Reach Range	Equipment		Reach < 15" or > 48"(forward/side approach)	50"	Relocate book return so that controls are between 15"- 48" above the finished floor.	1	Cost Needs Further Study	Cost Needs Further Study


ID	Location	Floor	Room	Element	Type	Photo	Issues	Current Measure	Recommendations	Quantity	Price	Cost Estimation
48	Kitchen, Large Meeting Room	1	105A	Operable Parts / Reach Range	Equipment		Reach < 15" or > 48"(forward/side approach)	52"	Relocate the fire extinguisher so that controls are between 15"- 48" above the finished floor.	1	Labor	Labor
49	The Barbara Lloyd Hayes Children's Library	1		Operable Parts / Reach Range	Other		Side reach > 54"	67"	Relocate the games and puzzles so that items are between 15" - 48" above the finished floor. Alternatively, ensure that staff is available to assist visitors who need assistance.	1	Labor	Labor
Dining or Work Surfaces												
50	Toddler Area, The Barbara Lloyd Hayes Children's Library	1	117	Dining or Work Surfaces	Work Surface		Knee or toe clearance not provided	22"	For children, provide at least one work surface with 24" min. high knee and toe clearance.	1	910	\$910
											910	
Picnic Tables												
51	By Reading Garden	Ext.		Picnic Tables	N/A		At least 5% accessible spaces not provided Picnic table not on an accessible route	- -	Ensure that at least 5% (minimum one) of picnic tables are accessible. Ensure that the picnic table is connected to an accessible route. (Cost estimate is for an accessible picnic table.)	1	1400 -	\$1400
											1400	
Toilet & Bathing Rooms												

ID	Location	Floor	Room	Element	Type	Photo	Issues	Current Measure	Recommendations	Quantity	Price	Cost Estimation
Lavatory												
52	Women's Multi-User Toilet Room	1		Lavatory	N/A		Dispensers not within reach range	50"	Lower soap dispensers to 48" max. above the finished floor.	1	459	\$459
											459	
53	Men's Multi-User Toilet Room	1		Lavatory	N/A		Dispensers not within reach range	50.25"	Lower soap dispensers to 48" max. above the finished floor.	1	459	\$459
											459	
Single-User Toilet												
54	Single-User Toilet Room, Non-Fiction Section	2	201	Single-User Toilet	N/A		Hook located > 48" high (2010 ADA)	66.25"	Locate the coat hook no higher than 48" above the finished floor.	1	150	\$150
											150	
Toilet Compartment												
55	Women's Multi-User Toilet Room	1		Toilet Compartment	Accessible Compartment		Coat hook > 48" (2010 ADA) Door pull not provided	53" -	Locate the coat hook no higher than 48" above the finished floor. Provide a door pull on each side of the door between 34" to 48" above the finished floor that does not require tight grasping, pinching or twisting of the wrist.	1	150 70	\$220
											220	

ID	Location	Floor	Room	Element	Type	Photo	Issues	Current Measure	Recommendations	Quantity	Price	Cost Estimation
56	Men's Multi-User Toilet Room	1		Toilet Compartment	Accessible Compartment		Coat hook > 48" (2010 ADA) Door pull not provided	53.25" -	Locate the coat hook no higher than 48" above the finished floor. Provide a door pull on each side of the door between 34" to 48" above the finished floor that does not require tight grasping, pinching or twisting of the wrist.	1	150 70	\$220
Urinal												
57	Men's Multi-User Toilet Room	1		Urinal	N/A		Rim > 17" high	18.75"	Provide at least one urinal with the rim no higher than 17" above the finished floor.	1	4222	\$4222
Baby Changing Table												
58	Children's Single-User Toilet Room, The Barbara Lloyd Hayes Children's Library	1		Baby Changing Table	N/A		Changing table lacks 27" high knee clearance	24"	Ensure that surface is located between 28" - 34" above the finished floor with 27" high min. knee and toe clearance positioned for a forward approach.	1	333	\$333
Toilet Rooms for Children												
Single-User Toilet (Children)												
59	Children's Single-User Toilet Room, The Barbara Lloyd Hayes Children's Library	1		Single-User Toilet (Children)	All Gender		Coat hook higher than 36"	65"	Lower hook so that it is no higher than 36" above the finished floor.	1	150	\$150
Additional Access												

ID	Location	Floor	Room	Element	Type	Photo	Issues	Current Measure	Recommendations	Quantity	Price	Cost Estimation
Drinking Fountains												
60	Gallery	1		Drinking Fountains	Hi-Lo		Fountain not on accessible route	-	Relocate the table and chairs to provide an accessible route to the drinking fountains.	1	Labor	Labor
61	The Barbara Lloyd Hayes Children's Library	1		Drinking Fountains	Hi-Lo		Clear floor space not provided	-	Relocate the stool to provide a 30" min. by 48" min. clear floor space positioned for a forward approach.	1	Labor	Labor
Sink												
62	Kitchen, Large Meeting Room	1	105A	Sink	N/A		Clear floor space not provided at sink Toe and knee clearances not provided	- 25"	Relocate the stored items to provide a 30" by 48" clear floor space positioned for a forward approach at the sink. Ensure there is a 27" min. knee clearance positioned for a forward approach.	1	Labor 2192	\$2192
63	Children's Story Hour Room, The Barbara Lloyd Hayes Children's Library	1		Sink	N/A		Clear floor space not provided at sink Toe and knee clearances not provided Dispenser not within reach range	- 25.25" 54"	Relocate the stool to provide a 30" by 48" clear floor space positioned for a forward approach at the sink. Ensure there is a 27" min. knee clearance positioned for a forward approach. Relocate soap dispenser 48" max. above the finished floor or ground.	1	Labor 2192 459	\$2651
Best Practice												

ID	Location	Floor	Room	Element	Type	Photo	Issues	Current Measure	Recommendations	Quantity	Price	Cost Estimation
Assembly Area												
64	Large Meeting Room	1	104A & B	Assembly Area	N/A			-	Recommend providing an adjustable height podium with knee and toe clearance.	1	-	-
Benches												
65	Reading Garden, From Children's Special Room	Ext.		Benches	N/A			-	Recommend providing a 36" by 48" stable, firm and slip-resistant surface adjacent to the bench so someone seated in a wheelchair is positioned with their shoulders aligned with the back of the bench.	1	-	-
Picnic Tables												
66	By Reading Garden	Ext.		Picnic Tables	N/A			-	Recommend providing a stable, firm and slip-resistant surface that is 48" clear on all sides of the accessible picnic table.	1	-	-
Stairs												
67	Staircase 1	2		Stairs	N/A			-	Recommend providing contrasting strips on all interior and exterior stair treads.	1	-	-

ID	Location	Floor	Room	Element	Type	Photo	Issues	Current Measure	Recommendations	Quantity	Price	Cost Estimation
Toilet Rooms												
68	Men's Multi-User Toilet Room	1		Toilet Rooms	Overall Access			-	Recommend providing additional lighting, as it was dimly lit within the men's multi-user toilet room.	1	-	-