

Westwood Fire Station 2 - Islington



Town of Westwood ADA Transition Plan

July 2023



Institute for Human Centered Design

560 Harrison Ave, Unit 401, Boston, MA 02118
www.IHCDesign.org • info@IHCDesign.org
617-695-1225 voice/ tty

Background

Year Built: 2017

Westwood Fire Station 2, also known as Islington Station is located at 300 Washington Street and is a one (1) story building. Outside the facility, there is a parking lot and a memorial located on the north side.

The building has one (1) accessible main entrance located on the north side of the building.

Areas surveyed that are open to the public include the lobby with service counter and a single-user toilet room.

Key Accessibility Issues

Exterior Routes

Accessibility issues include lack of an accessible route provided to a memorial and the fire alarm pull by the main entrance acts as a protruding object.

Exterior Routes

Accessibility issues include an identification sign mounted higher than the maximum allowed.

Signage

Accessibility issues include lack of exterior designation signs with raised characters and braille, lack of a two-way emergency communication sign, lack of a tactile sign (with braille and raised characters) at the emergency egress, and lack of an illuminated sign with the International Symbol of Accessibility (ISA) at the accessible emergency exit*.

***Note:** When the exit sign at the accessible egress doors is replaced, provide an illuminated exit sign with an illuminated International Symbol of Accessibility (ISA).

Doors and Doorways

Accessibility issues include interior doors that require opening force that is greater than allowed.

Single-User Toilet Room

Accessibility issues include toilets with a coat hook located higher than allowed, and lack of the minimum required clear width at the toilet due to the location of stored items.

Order of Magnitude Cost Estimates

- Renovate signage: \$950
- Renovate single-user toilet room: \$3,826
- Miscellaneous corrective actions (cane-detectable barrier): \$398





Total: \$5,174*





***Note:** IHCD is not providing costs for some exterior issues such as estimating the cost to repair or provide expanses of sidewalk or walkways.

Best Practice and Inclusive Design



Best practice and inclusive design recommendations include elements that are not required in the standards but may create enhanced experiences for all users.

- At the service counter in the lobby, recommend providing an additional speak-through hole at a lower height for wheelchair users and persons of short stature.

ID	Location	Floor	Room	Element	Type	Photo	Issues	Current Measure	Recommendations	Quantity	Price	Cost Estimation
<div style="border: 1px solid black; padding: 2px;">Approach and Entrance</div>												
<div style="border: 1px solid black; padding: 2px;">Exterior Access Route</div>												
1	Main Egress Door	Ext.		Exterior Access Route	Exterior		Obstructed by protruding objects	7.5"	Provide a cane-detectable barrier underneath the fire alarm pull box.	1	398	\$398
											398	
2	Parking Lot to the Memorial	Ext.		Exterior Access Route	N/A		Accessible route not provided	-	Ensure an accessible route is provided to the memorial.	1	-	-
<div style="border: 1px solid black; padding: 2px;">Off-Street Parking Lot or Garage</div>												
3	Parking Lot	Ext.		Off-Street Parking Lot or Garage	Visitor		Total # of parking Total # of designated car accessible parking spaces Total # of designated van accessible spaces Sign top > 96" above finished grade	3 - 1 103"	Locate sign a the van accessible parking space with the top of the sign 96" above the ground.	1	Labor	Labor
<div style="border: 1px solid black; padding: 2px;">Access to Goods and Services</div>												
<div style="border: 1px solid black; padding: 2px;">Means of Egress</div>												
4	Main Egress Door	1		Means of Egress	N/A		Two-way emergency communication sign not provided	-	Ensure a sign with raised tactile characters and braille, for the two-way communication system is provided.	1	302	\$302
											302	

ID	Location	Floor	Room	Element	Type	Photo	Issues	Current Measure	Recommendations	Quantity	Price	Cost Estimation
5	Main Egress Door	Ext.		Means of Egress	N/A		Tactile exit sign not provided Illuminated ISA symbol not provided (MAAB)	-	Ensure that a tactile exit sign with raised characters and braille is provided at the exit door. Mount the sign between 48" - 60" above the finished floor located on the latch side of the door. When the illuminated exit sign is repaired or replaced, provide an illuminated sign with the International Symbol of Accessibility (ISA).	1	302 -	\$302
Doors, Doorways, & Gates												
6	Single-User Toilet Room	1		Doors, Doorways, & Gates	Toilet Room		Door requires > 5 lbs. of force to open	10 lbs	Adjust closers so doors do not require more than 5 pounds of force to open.	1	Labor	Labor
Signage												
7	Main Entrance	Ext.		Signage	Designation		Signage is not provided	-	Locate compliant signage with raised characters and braille alongside the door on the latch side.	1	346	\$346
Toilet & Bathing Rooms												
Single-User Toilet												
8	Single-User Toilet Room	1		Single-User Toilet	N/A		Hook located > 48" high (2010 ADA)	54"	Locate the coat hook no higher than 48" above the finished floor.	1	150	\$150

150

ID	Location	Floor	Room	Element	Type	Photo	Issues	Current Measure	Recommendations	Quantity	Price	Cost Estimation
9	Single-User Toilet Room	1		Single-User Toilet	N/A		Clearance at toilet < 60" clear width	-	Relocate the plunger to ensure that there is 60" wide min. clear floor space at the toilet.	1	Labor	Labor
<div style="border: 1px solid gray; padding: 5px; margin-bottom: 5px;"> Best Practice ▼ </div> <div style="border: 1px solid gray; padding: 5px;"> Speak-Through Hole </div>												
10	Lobby	1		Speak-Through Hole				-	Recommend providing an additional speak-through hole at a lower height for wheelchair users and persons of short stature.	1	-	-