

**Five Year
Capital Improvement
Plan
Fiscal Years 2016-2020**

Town of Westwood
Massachusetts



TABLE OF CONTENTS

Letter to Selectmen from Finance Director.....	1
--	---

Executive Summary

- Capital Overview.....2
- FY2016 Capital Discussion.....4

Financial Policies	8
--------------------------	---

- Debt Management Policies.....16
- Capital Policies.....17
- Capital Budget Procedure.....26

FY2016 – FY2020 Capital Requests

- Summary of Requests FY2016 – FY2020.....18
- Summary of Requests Sorted by Department32
- Detail for Each Request42

Recently Deferred/Approved Capital.....	125
---	-----

Debt Information

- Summary.....138
- Debt Schedules.....139
- Rating Reviews.....146

Standard & Poor's – April, 2014
Moody's – July, 2013

Current Infrastructure Information.....	157
---	-----

Westwood Town Hall

580 High Street Westwood, MA 02090



Office of the Finance Director

To: Board of Selectmen
From: Pam Dukeman, Finance Director
Date: November 10, 2014
Re: FY2016- FY2020 Capital Improvement Plan

I am pleased to submit the Board the Five-Year Capital Improvement Plan document for the Town for the fiscal years 2016-2020.

This document should serve as the basis for making capital budget decisions, assisting in maintenance of the Town's assets, and identifying the necessary funding to accomplish those tasks.

This report presents a comprehensive look at the capital needs of the school and municipal departments for a five year period. Also included are the Town's capital financial policies, asset inventory schedules, long term debt financial policies, debt schedules and history of capital expenditures. Having this information centralized in one annual document provides for broad analysis of the Town's capital needs. The Long Range Financial Planning Committee (LRFP) continues to work on strengthening this document and the Town's capital budget process.

The Town has been making great progress in increasing the funding available for capital improvements. The Town is on track to continue this important reinvestment in the Town's capital assets.

The LRFP will continue to work on these issues and make recommendations to the Selectmen for funding proposals for FY16 and the 2015 Annual Town Meeting.

CAPITAL OVERVIEW

The Capital Improvement Plan is a five year projection of capital needs for maintaining and upgrading the Town's physical plant. It provides detailed information concerning those capital requests for the upcoming fiscal year; summary information for the following four fiscal years is provided to identify current projections of what level of capital outlay will be required in future years.

The Selectmen are committed to reinvesting in the community's capital infrastructure. The Town's physical resources are a major component of the Town's overall financial assets and represent a significant investment of public funds. As such, the Town must adequately maintain and update its capital assets.

In January, 2004 the Selectmen adopted updated Financial Policies, including capital planning and debt management policies. The capital policies require that a Five-Year Capital Improvement Program document be issued annually. In addition, capital funding and debt management policies were developed in order to continue to appropriately balance total debt and capital costs and tax implications with other operating sources.

In the spring of 2003, the Board of Selectmen formed the Long-Range Financial Planning Subcommittee (LRFP). The committee is comprised of representatives from the Board of Selectmen, School Committee, Town Treasurer, Finance Commission, Board of Assessors, Tax Collector, Business Development Advisory Board as well as the Town's Finance Director.

A major objective of this committee is to conduct analyses of the Town's finances covering an expanded period of five years. The LRFP is committed to improving the overall Capital Improvement Plan, increasing the funding for capital, and providing recommendations to the Board of Selectmen.

Definition of Capital Projects

Capital items shall be defined as follows:

- Items requiring an expenditure of at least \$10,000 and having a useful life of more than five years.
- Projects consisting of real property acquisitions, construction, capital asset improvements, long-life capital equipment, or major maintenance/repair of an existing capital item, as distinguished from a normal operating expenditure.
- Items obtained under a long term lease.
- Bulk purchases of similar items, such as technology and furniture purchases, shall be aggregated and the total considered a capital item.

Funding of Capital Projects

Capital projects can be financed in a number of ways. An appropriate balance of financing options is important to maintain an ongoing program and limit the community's risk. Westwood has continued to utilize a mix of pay-as-you-go financing, combined with prudent use of debt financing. This mix has provided significant resources for capital over the last several years. The Town has been able to increase the capital budget over the last few years.

Going forward, the Town should continue to shift a portion of its pay-as-you-go financing from free cash to an annual tax revenue appropriation. As new commercial tax revenue becomes available, a portion should be directed to ongoing capital needs.

The following funding sources are used to finance the Town's capital improvements:

Tax Revenue – Annual revenue from the total tax levy can be used to fund capital items.

Free Cash – The Town's "undesignated fund balance"; certified each July 1 by the state and the portion of fund balance available for appropriation. As Free Cash should not be used for operating budgets, it is a very appropriate revenue source for non-recurring capital items.

Borrowing Approved within Proposition 2 ½ - For large construction, infrastructure and land purchase projects, general obligation bonds are issued. Funding for annual debt service comes from annual budget within the tax levy.

Borrowing Approved as Exempt to Proposition 2 ½ - For large construction, infrastructure and land purchase projects, general obligation bonds are issued. Funding for annual debt service is raised through additional tax revenue raised outside the limits of Proposition 2 ½ (exempt debt).

Sewer Enterprise Funds – Sewer Enterprise Fund retained earnings and user fees are used to fund capital items for the sewer operations.

Sewer Enterprise Borrowing – For large sewer infrastructure projects, general obligation bonds are issued. Funding for annual debt service is fully supported by sewer user fees.

Capital Improvement Stabilization Fund – Funding for annual capital expenditures may come from the Capital Improvement Stabilization Fund upon vote of Town Meeting. This fund, established at the 2005 Annual Town Meeting, currently has a \$75,000 balance.

Other Sources – Other funding sources may include state and federal grants and available funds, such as ambulance receipts, library trust funds or other restricted accounts.

A Look at Recent Capital Project Financing

	FY09	FY10	FY11	FY12	FY13	FY14	FY15
Tax Revenue	\$573,000	\$123,000	\$123,000	\$123,000	\$123,000	\$148,000	\$58,100
Free Cash	\$700,000	\$760,000	\$700,000	\$700,000	\$730,000	\$800,000	\$1,308,150
Borrowing Within Proposition 2 ½	\$4,500,000	\$150,000		\$910,000	\$5,335,000		
Exempt Debt			\$9,300,000				
Sewer Enterprise Funds	\$484,000	\$265,000	\$245,000	\$160,495	\$415,000	\$100,000	
Sewer Enterprise Borrowing				\$212,300		\$1,570,000	
Other Sources		\$370,000	\$333,000	\$173,700		\$240,000	\$339,000

Process and Presentation to Voters

Annually, municipal and school departments prepare five-year projections of their capital needs. The requests are summarized and presented to the Selectmen for review. The School Committee

prioritizes the capital requests for the School Department. Capital funded as debt exemptions require additional approval by the voters at the ballot as Proposition 2 ½ exemptions.

The Selectmen prepare a recommended capital budget and present it to the Finance and Warrant Commission for review and recommendation to Town Meeting. Town Meeting votes approval of capital articles; capital articles requesting borrowing are separately voted.

FY16 CAPITAL DISCUSSION AND RECOMMENDATIONS

The Town has continued to emphasize the importance of the capital budget. The capital budget provides for many areas of capital spending including important equipment for public safety and public works departments, renovation and maintenance of Town and School facilities, and important drainage and road repairs to maintain the sewer and road infrastructure.

The Town's assets, including school and municipal buildings, roadways and sewer, vehicles and equipment are valued at over \$140 million. We should properly maintain these assets and not defer maintenance which delays problems for future generations. Economic conditions and difficult budget years can make it challenging to properly fund capital, while balancing operating budget needs.

Capital projects can be financed in a number of ways. An appropriate balance of financing options is important to maintain an ongoing program and limit the community's risk. Westwood has continued to utilize a mix of pay-as-you-go financing, combined with prudent use of debt financing. This mix has provided the resources for capital over the last several years.

Categories of Capital

Major Building Construction/Renovation – Steady Reinvestment

The Town has invested significant capital reserves over the last several years in major building construction and renovation. These projects have been funded through a mix of debt borrowing and grant opportunities. The Town has successfully analyzed debt schedules to take advantage of layering in new debt as older debt is retired. This borrowing, within and outside Proposition 2 ½, has provided for significant investment in the Town's capital. The borrowings have been supplemented by substantial state grant programs, including the MSBA funding for the school projects, state funding for the COA facility, and the state Library Commission grant for the new library. Through the combination of debt and grants, the Town has constructed/renovated the following projects:

- New high school.
- Significant improvements/addition to High School/Middle School fields.
- New Council on Aging facility.
- New Carby Street municipal building.
- Major renovation/expansion to Martha Jones Elementary School.
- Major renovation/expansion to Downey Elementary School.
- Renovation/expansion to Thurston Middle School.
- New library.
- Deerfield School roof.

These new facilities have been wonderful improvements for the Town and have been well received by residents. The Town should continue to provide for major facility renovation/additions through the current financing methods.

In FY14, a study began to determine the next phase of municipal facility needs. That study concluded that the priority for municipal needs is the public safety facilities.

Changes in public safety challenges as well as new growth (most recently the significant development of University Station), has necessitated that the Town take a serious approach to modernizing the public safety facilities. The Selectmen created the Public Safety Facility Task Force in June 2013 to review these facility needs. The Task Force has met monthly since then and has followed a disciplined and analytical approach at arriving at the proposed solution. The proposal includes:

- Construct a new fire substation to be located at the current Islington site. This building will be larger than the current building to accommodate additional staff and equipment needed to service University Station.
- Construct a new police station located behind the existing facility. This station will accommodate the police operations and needs that have occurred since the current station was built in 1967.
- Renovate the main fire at its existing site.

Capital Equipment – Increased Allocation in Recent Years

Proper capital equipment is needed by departments to carry out the important work for the community. This is particularly true for public safety and public works departments. These departments rely heavily on vehicles and equipment (such as police and fire vehicles, large dump trucks, street sweepers, etc.) to provide daily services. The School Department also relies heavily on ongoing equipment to provide quality services for the school children. This equipment includes furniture and equipment for the school facilities, copiers, and changing technology needs.

In the area of capital equipment, the Town has primarily funded this through a pay as you go basis. The annual capital spending in this area had been approximately \$820,000 a year for several years, the majority funded by free cash. This level of spending is approximately half of the recommended level.

In FY14 and FY15, the Town was able to increase its base level of capital, funding \$950K in FY14 and \$1.3M in FY15. The FY16 budget will continue to fund at this higher level.

In addition, as part of the FY13 budget, a significant investment was made in DPW equipment through approval of a \$2M capital bond. This bond allowed for “catch up” on important DPW equipment and will provide for a transition period to incorporate the annual renewal of DPW equipment into the ongoing capital equipment articles.

Roads, Drainage, Sewer, Infrastructure – Town Bonds Supplement State and Federal Grants

The capital budget provides for major road and drainage throughout the Town. It is important to consistently update the roadways to provide for safe travel throughout Town.

The Town has funded road improvements, drainage and sewer infrastructure needs through a combination of bond financing and state and federal grants. The bond financing has been both within and outside of Proposition 2 ½ and sewer infrastructure borrowings have been funded through sewer user fees. Outside funding includes state Chapter 90 annual funds, state MA Water Resources funds

and federal PWED funding. These additional funds have been used to supplement Town approved borrowings. It is important to analyze debt schedules to appropriately layer in new debt as existing debt is retired.

As part of the FY13 capital budget, a major road improvement bond of \$2.4M was approved. This provides for significant repair and maintenance to several areas, as outlined in the Town's road improvement program. These funds will, in combination with Chapter 90 funding, address important needs in Town.

In FY14, a major sewer bond of \$1.57M was approved. This will allow the Sewer Commission to continue to maintain and upgrade the sewer infrastructure.

FY16 Capital Funding

The initial FY16 capital budget as included in the Board of Selectmen's preliminary FY16 budget plan:

- Provides for the level funding of the base capital budget (\$823,000).
- Provides for additional capital projects beyond the base funded from free cash, increasing the base by approximately \$500K.
- Maintaining minimum current level of debt service funded within Proposition 2 ½. The bond repayment for Carby Street ended in FY14. The debt service was maintained at full funding in the FY15 budget, thus allowing for additional projects to be financed through borrowing within the current debt level. This provides for continual reinvestment in the Town's capital with the current level of resources.
- The Municipal Task Force has recommended to the Board of Selectmen plans for implementing necessary improvements for the public safety departments. The initial design phases are scheduled for the November town meeting.

**Capital Outlay Requests - FY2016
For Approval at the 2015 Annual Town Meeting**

Current Availability for Funding - FY2016

Pay-as-you-go Capital

The current funding would provide the following capital level:

	FY11	FY12	FY13	FY14	FY15	FY16
School Capital	\$406,000	\$406,000	\$406,000	\$406,000	\$406,000	\$406,000
Municipal Capital	\$417,000	\$417,000	\$417,000	\$417,000	\$417,000	\$417,000
Additional Capital				\$125,000	\$543,250	\$500,000

- In FY16, consideration can be given to adding additional capital through use of free cash. Approximately \$500K in free cash is available to fund capital items.
- The School Committee and Board of Selectmen will identify specific recommendations for items to be approved within the capital targets.

Prior years of capital borrowing are listed below.

	FY10	FY11	FY12	FY13	FY14
Borrowing Within Proposition 2 1/2	\$150,000		\$910,000	\$5,335,000	
Borrowing Outside Proposition 2 1/2		\$9,300,000			
Other Sources	\$150,000				
Sewer					\$1,570,000

Financial Policies

Capital Budget Procedure

TOWN OF WESTWOOD



FINANCIAL MANAGEMENT POLICIES AND OBJECTIVES

Prepared By:
Pamela Dukeman, Finance Director

Adopted By:
Board of Selectmen January 12, 2004
Revised January 13, 2014



Introduction

The Town of Westwood has an important responsibility to carefully account for public funds, to manage municipal finances wisely, and to plan and provide for the adequate funding of services desired by the public and as required by laws, rules, or regulations, including the provision and maintenance of public facilities and improvements. The financial objectives and policies set forth by the Board of Selectmen in this document are intended to establish guidelines for the continued financial strength and stability of the Town of Westwood.

It is the policy of the Town of Westwood that financial management is conducted with the objectives of safeguarding public funds, protecting the Town's assets, and complying with financial standards and regulations.

To help ensure the Town's financial stewardship, an established program of managing the Town's finances becomes essential. To this end, the Board of Selectmen seeks policies and procedures that are financially prudent and in the Town's best economic interests.

Objectives are broad, fairly timeless statements of the financial position the Town seeks to attain. The Town of Westwood shall pursue the following financial objectives:

- To provide full value to the residents and business owners of Westwood for each tax dollar by delivering quality services efficiently and on a cost-effective basis.
- To preserve our quality of life by providing and maintaining adequate financial resources necessary to sustain a sufficient level of municipal services, and to respond to changes in the economy, the priorities of governmental and non-governmental organizations, and other changes that may affect our financial well-being.
- To provide effective financial management within the Town that conforms to generally accepted accounting principles.
- To ensure public accountability in public financial management.
- To protect and enhance the Town's credit rating and prevent default on any municipal debts.
- To provide quality, essential public safety and education services at the most efficient cost.
- To provide safeguards to ensure the quality and integrity of the financial systems.
- To minimize the Town's financial risk due to unforeseen emergencies.
- To protect against unforeseen emergencies with reserve funds.
- To protect and maintain the Town's capital assets.

In order to achieve the above objectives, the Board of Selectmen adopts the following financial policies. The Board of Selectmen will review these financial policies on an annual basis. As part of that review, the Finance Director will report on the status of the goals, particularly how the current reserve balances compare to stated goals.

Further, it is the intention of the Board of Selectmen that these financial policies will serve as the Town's guiding financial principles. The Selectmen will not diverge from the policies without a clear, public statement and analysis of the change(s); (i.e., schedule of long term borrowing).



Overall Financial Policies

A. Accounting, Auditing and Financial Planning

1. The Town will produce annual financial reports in accordance with Generally Accepted Accounting Principles (GAAP) as outlined by the Government Accounting Standards Board.
2. An annual audit will be performed by an independent public accounting firm.
3. The Town will maintain strong financial controls to ensure compliance with Town Meeting appropriations and state regulations.
4. The Town has a newly established Audit Committee consisting of three members appointed by the Board of Selectmen to overlapping three-year terms. The Audit Committee will provide independent review and oversight of Westwood's financial reporting processes, internal controls and independent auditors. The Committee will present annually to the Board of Selectmen a written report of how it has discharged its duties and met its responsibilities.
5. The Town will strive to produce quality financial reporting including clear financial statements, high quality, user friendly annual budget documents, and an annual Comprehensive Annual Finance Report (CAFR).
6. The Town shall strive to attain an extremely favorable credit rating. The Town's credit rating is a statement of its overall fiscal health as a government and as a community. The benefit of a strong credit rating is realized in lower interest rate costs on the Town's long term debt issues. The Town will strive to maintain an extremely favorable credit rating by practicing prudent financial management, strong budget control, good cash management and timely billing and collection.

B. General Fund

1. The annual budget should be prepared such that all current operating expenditures will be paid for with current operating revenue. The Town should not fund ongoing operating expenditures with non-recurring revenue sources, such as free cash or borrowing. Operating expenses shall be supported by ongoing recurring revenue sources, including taxes, state aid, local receipts and fees.
2. The annual operating budget shall include an appropriation to an operating reserve fund. This account shall be used to fund any unforeseen and extraordinary expenses that occur during the fiscal year. Funds are transferred to individual departments during the year only upon recommendation of the Finance and Warrant Commission. The minimum annual appropriation to this account should be .5% of the total general fund operating budget, net of debt service. The reserve account may also be used by Town Meeting to meet unexpected, small increases in service delivery costs. This funding will only occur by a transfer article voted at Town Meeting.
3. The Town will maintain adequate working capital in the General Fund by seeking to refrain from using available fund balance equivalent to 4% of the annual general fund operating budget. Specifically, the Town shall strive to maintain free cash at 4% of general fund operating budget, net of debt service. This balance of free cash will provide sufficient cash flow to meet payroll and expenditures without having to borrow in anticipation of tax receipts and will serve as liquid funds that can be used in case of emergency.



4. Free Cash in excess of the goal reserve shall not be used to fund ongoing operating expenditures or budget shortfalls. Free cash in excess of goal amount should be used to:
 - Fund non-recurring, unforeseen expenditures, such as unusually high snow and ice costs;
 - Provide funding for additional capital projects;
 - Build stabilization reserves to goal targets.

C. Revenue

1. The Town will follow an aggressive and equitable policy of collecting revenues.
2. The Town will utilize all available tools to collect revenues including tax title process, title liens, and motor vehicle flagging procedures.
3. The Town will consider the use of service charges as a means of financing services not equitably supported through the existing tax structure.
4. The Town will strive to maintain a healthy commercial tax base to supplement residential tax revenues.
5. The Town will set the annual tax classification factor with the goal to provide residential relief while encouraging appropriate business development. The annual classification factor will be determined utilizing the separate, written document, "Tax Rate Shift Policy".
6. One-Time Revenue - The Town will thoroughly analyze any unexpected and unusual one-time revenue sources before appropriation. One-time revenue sources include items such as unusually high receipts, unanticipated state funds, legal settlements, or other one-time revenues.
 - These funds shall first be considered for use toward meeting reserve level goals and capital needs before being utilized for funding general fund operating budget needs.
 - Consideration will be given first to a project related to the source of funding.
 - The Long Range Financial Planning Committee (LRFP) shall make a recommendation to the Board of Selectmen for use of the funds.

Consideration shall be given to:

- Capital budget.
 - Capital Improvements Stabilization Fund.
 - Stabilization Fund.
 - OPEB Trust Fund.
7. Recurring Revenue - The Town will thoroughly analyze any new, recurring revenue sources before appropriation. New, recurring revenue sources include significant new commercial development, or other permanent revenue sources such as a new fee.
 - The net recurring revenue, after any designated allocations, shall first be considered toward meeting reserve level goals and capital needs before being utilized for funding general fund operating budget needs.




-
- The Long Range Financial Planning Committee (LRFP) shall make a recommendation to the Board of Selectmen for use of the funds.

Consideration shall be given to:


- Stabilization Fund.
- OPEB Trust Fund.
- Capital Improvements Stabilization Fund.
- Capital Budget.

Endorsement of Overall Financial Policies:

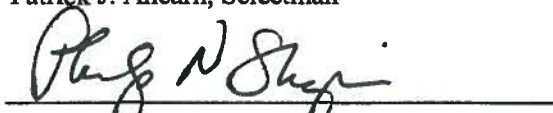
**Adopted January 12, 2004
Revised January 13, 2014**



Nancy C. Hyde, Chairman, Board of Selectmen



Patrick J. Ahearn, Selectman



Philip N. Shapiro, Selectman



Reserve Policy

The Town of Westwood will maintain a level of reserves that protects the Town from emergency conditions that require financial flexibility, contribute to sufficient liquidity to pay all Town expenses without short-term borrowing, and contribute to maintaining a high credit rating. To provide for adequate levels of reserves to protect the Town's financial condition over the long term, the Town of Westwood has adopted the following financial reserve policies.

D. Reserves

1. The Town will maintain adequate reserve funds to protect the Town from unforeseen, extraordinary needs of an emergency nature. Prudent stewardship of the Town requires such planning and protection for the Town's financial health.
2. Reserve funds will be maintained as part of long term goals to reduce borrowing costs. The Town's reserves are a major factor in the Town's bond rating. Sudden decline in reserve amounts could result in a decline in bond rating and potential increases in costs of borrowing.

3. Stabilization Fund

- The Town shall strive to maintain reserve accounts at a minimum of 8% of general fund operating revenues, net of debt service. The total reserve goal should be maintained at 4% in the general fund and 4% in the stabilization account.
- Stabilization reserve funds shall be used to provide for temporary financing for unanticipated or unforeseen extraordinary needs of an emergency nature; for example, costs related to a natural disaster or calamity, an unexpected liability created by Federal or State legislation, immediate public safety or health needs, opportunities to achieve long-term cost savings, or planned capital investments and related debt service. Reserves will not be used to fund recurring budget items.
- The Town shall strive to make an annual appropriation to the stabilization fund. Even if a nominal amount, this annual appropriation will demonstrate the commitment to reserves and keep the account in focus.
- Funds shall be allocated from reserves only after an analysis and utilization plan has been prepared by the Finance Director and presented to the Board of Selectmen. The analysis shall provide sufficient evidence to establish that the remaining balance is adequate to offset potential downturns in revenue sources and provide a sufficient cash balance for daily financial needs; and that conditions exist in future years that will allow for replenishment of reserve funds.
- Funds shall be allocated each year in the budget process to replace any use of reserve funds during the preceding fiscal year to maintain the balance of the reserves at 8%.

4. Other Post Employment Benefits (OPEB)

- OPEB is the cost of providing health care and other non-pension benefits for retirees.
- The Town shall continue its practice of having an independent actuary prepare biennial valuations, which is in compliance with the Government Accounting Standards Board (GASB).



- While there is no legal requirement to fund OPEB liability, the Town should strive to move toward fully funding the Annual Required Contribution (ARC), ultimately developing a funding schedule that fully funds OPEB liability.
 - The Town will appropriate no less than \$550,000 per year to the OPEB Liability Trust Fund.
 - The Town should continue to increase this minimum contribution until complying with the annual required contribution (ARC).
 - The OPEB Task Force will continue to review and make recommendations for meeting the OPEB liability through both revenue and expenditure review.

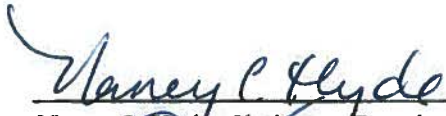
5. Capital Improvements Stabilization Fund

- The Town shall maintain a Capital Improvements Stabilization Fund. The goal of this Fund is to provide for funding long term maintenance and replacement of the Town's existing capital assets – primarily buildings and equipment and to serve as a funding source for new buildings and equipment.
- Funds designated to this account cannot be used for purposes other than those for which the account is established.
- Funds can be saved in this account from year to year, and interest earned remains with the account.
- This Fund shall be maintained to support planned annual capital appropriations and/or debt service for approved capital projects.

Endorsement of Reserve Policy:

Adopted January 12, 2004

Revised January 13, 2014



Nancy C. Hyde, Chairman, Board of Selectmen



Patrick J. Ahearn, Selectman



Philip N. Shapiro, Selectman




Debt Policy

E. Debt Management

1. Long-term debt should be issued only for capital projects or assets that have a long useful life. It should be issued to pay for the cost of significant infrastructure and capital projects, such as school remodeling, road construction, building construction, and land purchases. Long term debt should not be issued for recurring, small capital purchases with a useful life of less than five years.
2. The Town should attempt rapid debt repayment schedules. The Town shall strive for a rapid repayment schedule of ten years or less. This ensures cost savings to the community and seeks to avoid strapping future generations with large debt obligations. This policy recognizes that capital needs continue and that new debt will continue to be identified and issued.
3. Long-term debt should not be incurred without a clear identification of its financing sources. Long-term debt is generally utilized to fund capital projects that have a long useful life and are relatively expensive. Because of the debt service costs and annual appropriations necessary to retire this debt, there should be clear knowledge and commitment of revenue sources available to pay these costs without competing with operating budgets for limited resources. Debt issued on behalf of the Sewer Enterprise is supported by sewer user fees.
4. General fund nonexempt debt service should not exceed 8% of general fund revenues. Non-dedicated tax revenue debt service should not exceed 8% of net general fund operating revenue so as to provide appropriate funding for other Town services. Total general fund debt, exempt and non-exempt, should be maintained at no greater than 10-12% of net general fund operating revenues so as to balance total debt costs and tax implications with other services.
5. The Town will follow a policy of full disclosure on all bond offerings and financial prospectus.

Endorsement of Debt Policy:


**Adopted January 12, 2004
Revised January 13, 2014**



Nancy C. Hyde, Chairman, Board of Selectmen



Patrick J. Ahearn, Selectman



Philip N. Shapiro, Selectman



Capital Planning Policy

F. Capital Planning

1. The Town will maintain its physical assets at a level adequate to protect the Town's capital investments and to minimize future maintenance and replacement costs. The Town's physical resources are a major component of the Town's overall financial assets and represent a significant investment of public funds. As such, the Town must adequately maintain and update its capital assets.
2. The Town will develop a multi-year plan for capital improvements to be known as the "Five-Year Capital Budget," which will be updated on an annual basis. This report will include all known capital needs for a five year period for all school and municipal operations.
3. Capital items shall be defined as follows:
 - Items requiring an expenditure of at least \$10,000 and having a useful life of more than five years.
 - Projects consisting of real property acquisitions, construction, capital asset improvements, long-life capital equipment, or major maintenance/repair of an existing capital item, as distinguished from a normal operating expenditure.
 - Items obtained under a long term lease.
 - Bulk purchases of similar items, such as technology and furniture purchases, shall be aggregated and the total considered a capital item.
4. The Town shall regularly invest in capital stock on an ongoing basis. Annual delays in reinvesting in the Town's capital assets and equipment can often lead to delaying major problems that result in larger investments of financial resources to correct. The Board of Selectmen will continue to stress the importance of capital reinvestment and will carefully balance the financing of capital with annual operating expenses. The Town will strive to maintain 3 - 5% of the general fund operating budget, net of debt, on capital maintenance and replacement.
5. The funding source for capital projects must be identified and analyzed before any long term bonded capital project is recommended. Funding sources for capital projects must be analyzed so as to balance the limited resources available within Proposition 2 ½.
6. Capital projects funding should also be reviewed in relation to impact on property tax limitation.
 - Projects funded with current tax revenues should identify impact on annual operating budget.
 - Projects funded with long-term debt and *not exempted* from Proposition 2 ½ should identify impact on annual operating budgets.
 - Projects funded with long-term debt and *exempted* from Proposition 2 ½ should identify impact on annual tax rate and/or tax bill (debt exclusion).
 - Projects funded with *capital exclusion* should identify impact on current annual tax rate and/or tax bill (capital expenditure exclusion).
7. The annual operating cost of a proposed capital project, as well as debt service costs, will be identified before any long-term bonded capital project is recommended.

Capital projects may increase future expenses, decrease future expenses or may be cost-neutral. The funding of capital projects may fall within available revenue (taxes or fees) or new revenue sources




(debt or capital exclusions). It is important to project the impact that the proposed capital project has on the operating budget so that operating budget funding sources can also be identified or new funding sources identified. Future operating and maintenance costs for all new capital facilities will be fully costed out.

8. The Town shall support capital budgeting through the Capital Improvements Stabilization Fund. This Fund is outlined in the Reserve Policy.

Endorsement of Capital Planning Policy:

Adopted January 12, 2004

Revised January 13, 2014



Nancy C. Hyle, Chairman, Board of Selectmen



Patrick J. Ahearn, Selectman



Philip N. Shapiro, Selectman



Other Policies

G. Sewer Enterprise Fund

1. Rates and fees for sewer funds shall be established so as to produce revenue that does not exceed the amount of annual appropriation made for the enterprise, less any funds received for the enterprise from any other source without express authority from the Town Meeting.
2. Sewer funds are reviewed annually to project revenues and expenditures for the next fiscal year, estimates of the current year, and projections for future years. Estimates of capital projects and debt service should be included in order to project impact on sewer rates.
3. Betterments will be assessed for sewer extensions. Sewer projects that are extensions on the existing system will be assessed to the property owner according to the betterment formula for sewer projects. When specific benefits accrue to property owner(s), betterments will be assessed in accordance with state statutes and local policies. This funding source will contribute all or a portion of the costs associated with the capital projects.
4. Sewer main replacements should be scheduled so as to avoid major increases in sewer rates. The current sewer funds are established as self-supporting on a cash basis. Revenues are planned to cover operating budgets, indirect and overhead costs, and debt service payments. Sewer long-term debt schedules should be closely monitored to ensure that new sewer debt replaces completed debt instead of continually adding to total debt.
5. The sewer enterprise will maintain adequate working capital to finance operations. In the absence of retained earnings, operations would require the use of General Fund cash which would reduce General Fund cash available for investment, and consequently reduce General Fund Revenue. To avoid the use of General Fund cash as working capital for the sewer operations, and to accommodate fluctuations in revenue due to consumption variations, retained earnings shall be maintained at an appropriate level. The amount retained for this purpose shall be at least equal to 10% of sewer fund revenues.

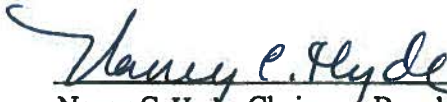
H. Gifts, Grants, and Other Funds

1. All grants shall be managed to comply with the laws, regulations and guidance of the grantor.
2. All gifts and donations shall be managed and expended according to the wishes and instructions of the donor and shall be in compliance with applicable state laws and regulations.
3. All user fees and revolving funds shall be managed in compliance with applicable state laws and regulations. User fees will be set so as to generate only the revenue needed to recover the allowable costs of the programs.
4. All gifts, grants, and fees shall be evaluated for suitability and consistency with Town policies. They shall also be formally approved and accepted by the Board of Selectmen and/or School Committee.
5. Any gifts with conditions determined to be unsuitable for the Town will not be accepted.



Endorsement of Other Policies:

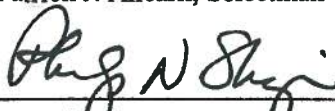
**Adopted January 12, 2004
Revised January 13, 2014**



Nancy C. Hyde, Chairman, Board of Selectmen



Patrick J. Ahearn, Selectman



Philip N. Shapiro, Selectman



Investment Policy

I. Investment Policy

- Disbursement, collection, and deposit of all funds will be managed to insure protection and safeguard of funds, and adequate cash flow to meet the Town's needs of operations.
- The Town will strive to maximize the return on its portfolio, with the primary objectives of safety of principal, liquidity of funds and maximum yield.

I. The Investment of General Funds, Special Revenue Funds, Enterprise Funds, and Capital Projects Funds

A. Scope

This section of the policy applies only to short term operating funds such as general funds, special revenue funds, enterprise funds, and capital project funds. Section two will deal with trust funds, bond proceeds, and any other funds with special circumstances such as stabilization funds. The Norfolk County Retirement Board is responsible for the investment of employees contributory pension funds.

B. Objectives

Massachusetts General Laws, Chapter 44, section 55B requires the municipal treasurer to invest all public funds except those required to be kept uninvested for purposes of immediate distribution. Modern banking systems enable the public treasurer to maintain even these funds in interest bearing form until the date a disbursement order clears through the banking system.

The state law further requires that invested funds are to be placed at the highest possible rate of interest reasonably available, taking account of safety, liquidity and yield. Therefore, these guidelines are intended to further the objective of securing the highest return that is consistent with safety of principal while meeting the daily cash requirements for the operation of the entity's business.

- ***Safety*** of principal is the foremost objective of the investment program. Investments shall be undertaken in a manner that seeks to ensure the preservation of capital through the mitigation of credit risk and interest rate risk. These risks shall be mitigated by the diversification and prudent selection of investment instruments, and choice of depository. Credit risk is the risk of loss due to the failure of the security issuer or backer. Interest rate risk is the risk that the market value of the security will fall due to changes in general interest rates.
- ***Liquidity*** is the next most important objective. The overall investment portfolio shall remain sufficiently liquid to meet all operating requirements that may be reasonably anticipated. Since all possible cash demands cannot be anticipated, the treasurer shall carry out investment activities in a manner that provides for meeting unusual cash demands without the liquidation of investments that could result in forfeiture of accrued interest earnings, and loss of principal in some cases.
- ***Yield*** is the third, and last, objective. Investments shall be undertaken so as to achieve a fair market average rate of return, taking into account safety and liquidity constraints as well as all legal requirements.



C. Investment Instruments

Note: Public investments in Massachusetts are not protected through provisions in State law. Therefore, they are largely uncollateralized. Many banking institutions are willing to put up collateral, albeit at a cost to the entity of a lower interest rate. The Treasurer negotiates for the highest rates possible, consistent with safety principles.

The Treasurer may invest in the following instruments:

1. Massachusetts State pooled fund: **Unlimited amounts** (Pool is liquid)

The Massachusetts Municipal Depository Trust (MMDT), an investment pool for state, local, county and other independent governmental authorities, is under the auspices of the State Treasurer and currently managed by Fidelity Investments. It invests in Bankers Acceptances, Commercial Paper of high quality, Bank Certificates of Deposit, Repurchase agreements (Repos), and U. S. Treasury Obligations. It has Federal Deposit Insurance Corporation (F.D.I.C.) pass-through insurance on the C.D.'s and takes delivery on the Repos and Treasuries. Under Government Accounting Standards Board Regulation (GASB III), it is not considered an uncollateralized product.

2. U. S. Treasuries that will be held to maturity: **Unlimited amounts** (Up to one year maturity from date of purchase)

3. U.S. Agency obligations that will be held to maturity. **Unlimited amounts** (Up to one year maturity from date of purchase)

4. Bank accounts or Certificates of Deposit, hitherto termed C.D.'s. (Up to one year) which are fully collateralized through a third party agreement: **Unlimited amounts**

5. Bank accounts and C.D.'s (Up to one year) fully insured by F.D.I.C. and in some cases also Depository Insurance Fund of Massachusetts (D.I.F.M): **\$100,000 limit** All bank accounts and C.D.'s in one institution are considered in the aggregate to receive the \$100,000 insurance coverage.

6. **Unsecured bank deposits** of any kind such as other checking, savings, money market, or Certificates of Deposit accounts at Banks that do not fit the above categories. These investments are subject to the following limitations: These investments will be limited to no more than 5% of an institution's assets and no more than 20% of a municipality's cash. Their credit worthiness will be tracked by Veribanc, Sheshunoff, or other bank credit worthiness reporting systems. They will be diversified as much as possible. C.D.'s will be purchased for no more than three months and will be reviewed frequently.

D. Diversification

Diversification should be interpreted in two ways: in terms of maturity as well as instrument type and issuer. The diversification concept should include prohibition against over concentration of maturities as well as concentration in a specific institution. With the exception of U.S. Treasury obligations or investments fully collateralized by U.S. Treasuries or agencies, and State pools (MMDT), no more than 30% of the Town's investments shall be invested in a single financial institution.

E. Authorization

The Treasurer has authority to invest municipality funds, subject to the statutes of the Commonwealth cited above.



F. Ethics

The Town Treasurer and the Assistant Treasurer shall refrain from any personal activity that may conflict with the proper execution of the investment program or which could impair or appear to impair ability to make impartial investment decisions. Said individuals shall disclose to the Chief Executive Officer any material financial interest in financial institutions that do business with the town. They shall also disclose any large personal financial investment positions or loans that could be related to the performance of the town's investments.

G. Relationship with Financial Institutions

Financial institutions should be selected first and foremost with regard to safety. The Treasurer should subscribe to and use one or more of the recognized bank rating services, such as Veribanc or Sheshunoff. Brokers should be recognized, reputable dealers.

The Treasurer shall require any brokerage houses and broker/dealers, wishing to do business with the municipality, to supply the following information to the Treasurer:

- ◆ Audited financial statements
- ◆ Proof of National Association of Security Dealers certification
- ◆ A statement that the dealer has read the municipality's investment policy and will comply with it
- ◆ Proof of credit worthiness (minimum standards: at least five years in operation and a minimum capital of 10 million dollars)

H. Reporting Requirements

On a regular basis (quarterly, semi-annually, or annually), a report containing the following information will be prepared by the Treasurer and distributed to the Chief Executive Officer, Town Manager, and/or Finance Committee, as appropriate. The quarterly report will include the following information, as a minimum requirement:

- ◆ A listing of the individual accounts and individual securities held at the end of the reporting period.
- ◆ A listing of the short-term investment portfolio by security type and maturity to ensure compliance with the diversification and maturity guidelines established in the "Diversification" section of this Investment Policy.
- ◆ A summary of the income earned on a monthly basis and year to date basis shall be reported.
- ◆ The Treasurer shall include in the report a brief statement of general market and economic conditions and other factors that may affect the Town's cash position.
- ◆ The report should demonstrate the degree of compliance with the tenets set forth in the Investment Policy.

II The Investment of Trust Funds and Bond Proceeds

This section of the policy applies only to funds that could be invested long term, i.e. trust funds, stabilization funds and bond proceeds. For issues subject to arbitrage rebate, an arbitrage tracking system such as those available at banks and Mass Municipal Depository Trust (MMDT) will be used to track



expenditures of and interest earned on borrowed funds. Alternative tracking systems should be approved by and used under the advice of Bond Counsel.

A. Arbitrage Regulations

Tax free debt may be issued by cities, towns, and districts, which means that they are able to borrow at rates well below market rates. At the same time, the federal government has issued regulations to prevent them from issuing debt with the goal of investing the borrowed funds at a higher rate of interest than that at which the money was borrowed, or committing arbitrage. If the federal regulations are not followed, there are fines and penalties, but even worse, the tax free status of the debt could be jeopardized. The following arbitrage regulations will be followed:

Unless debt is issued as a "small issuer," that is, an entity issuing less than \$5 million of tax exempt debt in a calendar year, the proceeds shall be used within certain prescribed time frames, or be subject to fines and penalties as described above.

Following, find the general rules and time frames for spending borrowed funds in order to avoid having to pay a rebate to the Federal government on investment income earned on the borrowed funds. All funds must be used according to the following schedules or sooner:

1. CONSTRUCTION DEBT

First six months: 10%
First year: 45%
Eighteen months: 75%
Two years: 100%

2. CAPITAL EXPENDITURES DEBT OTHER THAN CONSTRUCTION PROJECTS

First six months: 15%
First year: 60%
Eighteen months: 100%

3. ALL OTHER MUNICIPAL PURPOSE DEBT

First six months: 100%

B. TRUST FUNDS

Trust Funds may be co-mingled and invested in any instruments allowed by the Legal List issued by the Banking Commissioner each July. Each trust fund must be accounted for separately.

(Note: This section will be completed after State Legislation is passed to change the way in which the Legal List is derived.)

C. STABILIZATION FUNDS

This paragraph shall apply to all general and special purpose stabilization funds of the Town. The total of all Stabilization Funds shall not exceed ten percent of the equalized valuation. (For informational purposes, equalized valuation is the biennial certification of value by the State. For FY12, equalized valuation was approximately \$3.7 billion and therefore the 10% cap would be \$370 million.)

Any interest shall be added to and become a part of the fund. The Treasurer may invest the funds according to the prudent investor rule set forth in Chapter 203C of the General Laws.



Stabilization funds can be expended only upon a two-thirds vote of Town Meeting. Therefore, the investment goals are mid-term preservation of capital with foreseeable liquidity horizons.

D. OTHER POST EMPLOYMENT BENEFITS LIABILITY TRUST FUND

The OPEB Trust Fund was established by vote of Town Meeting on May 7, 2012 in accordance with section 20 of Chapter 32B of the General Laws. The Trust Fund shall be invested and reinvested by the Treasurer consistent with the prudent investor rule set forth in Chapter 203C of the General Laws.


The OPEB Trust Fund is intended to ensure the long-term availability of funding of benefits. Current benefit expenditures are not paid from the Fund. Therefore, the investment goals are long-term preservation and appreciation of capital.

Endorsement of Investment Policy:

**Treasurer Adopted June, 2006
Revised January 13, 2014**




Nancy C. Hyde, Chairman, Board of Selectmen



Patrick J. Ahearn, Selectman



Phillip N. Shapiro, Selectman



James Gavin, Treasurer

Capital Budget Procedure

The Town of Westwood operates under state statutes and the Town Charter as adopted July 1, 1970. The Town Charter provides for a Board of Selectmen/ Open Town Meeting/ Town Administrator form of town government. The proposed annual budget of the town is assembled by the Town Administrator.

The capital budget is presented in a separate five-year document and is also included as a separate section of the Town's budget document. It provides detail information concerning those capital requests for the upcoming fiscal year; summary information for the following four fiscal years is provided to identify current projections of what level of capital outlay will be required in future years.

All capital requests are categorized into major categories, which are methods of how the items will be voted and funded at town meeting. The categories are:

- Warrant Article Capital Projects/Equipment - requests for major construction, repair projects or large equipment which are over \$10,000 in cost. The items proposed for funding in this category are summarized in either a capital project or capital equipment article for town meeting action.
- Capital Projects to be Funded by Bonds - requests for large construction projects that are to be financed over a period of years. Items to be financed through long term debt must receive Town Meeting approval authorizing the borrowing of funds.

The School Committee reviews and prioritizes School Department capital projects, and the Board of Selectmen reviews and proposes all other capital projects for presentation to the Finance and Warrant Commission and Town Meeting for their respective consideration.

The capital budget process requires flexibility to accommodate changing conditions. Changes in priorities may occur because of:

- Changes due to updated information from original submission.
- Availability of grant funding.
 - For example, request for approval of the new High School was accelerated due to the imminent change(s) to the state funding process which would have resulted in lower state reimbursement.
 - Availability of state library grant funds impacted the timing of the new library.
- Changes due to market opportunities; i.e., facilities for sale.
- Occasionally the investigative work to determine priority for a project reveals an immediate safety concern which changes the priority such as roofing or building safety concerns.

Annual Capital Budget Schedule

September/ October

- All departments are requested to prepare and submit their five-year capital requests with detail provided on each request.
- During this period the Board of Selectmen provides the initial budget guidelines, including capital funding, for the upcoming fiscal year.
- Reviews of requested capital items are conducted with municipal departments to understand the requested projects.
- The School administration considers their capital requests which are included in the final capital budget document.

November/December

- Five year comprehensive capital budget document produced.
 - Document includes Town's capital financial policies, asset inventory schedules, long term debt financial policies, debt schedules and history of capital expenditures.
 - Distributed to Town and School officials, Long Range Financial Planning Committee, (representatives of the Board of Selectmen, School Committee, Treasurer, Board of Assessors, Collector, School and Town administration) municipal departments and Finance and Warrant Commission.
- The Board of Selectmen continues the overall budget discussions and determines available funds for capital.
 - Base capital.
 - Debt schedules and ability to borrow.
 - Any additional funding available for capital.
- Reviews of requested capital items are conducted with municipal departments to determine the overall priorities which will be presented for approval.
- The School administration prioritizes their capital requests which will be presented for approval.
- The requested capital and debt schedules are reviewed with the Long Range Financial Planning Committee.

January/February

- Capital requests are prioritized per available funding.
- Board of Selectmen votes approval of preliminary capital budget articles to be put forth to Finance and Warrant Commission.
- Specific items are subject to change depending on receipt of new information.
- Review of items with Finance and Warrant Commission.

March

- Continue review of capital by the Long Range Financial Planning Committee.
- Capital reviewed and approved as part of Finance and Warrant Commission public hearings.
- Finance and Warrant Commission approves capital items for Town Meeting warrant book at their final public hearing.

May

- Town Meeting approves capital.

FY2016 – FY2020 Capital Requests

Summary of Requests FY2016 – FY2020

Summary of Requests Sorted by Department

Detail for Each Request

**FY2016 - FY2020
Summary of Capital Budget Requests**

	Department	Expenditures per Fiscal Year					Total Costs
		FY 2016	FY 2017	FY 2018	FY 2019	FY 2020	
	Municipal Infrastructure	\$960,000	\$1,150,000	\$500,000	\$110,000	\$540,000	\$3,260,000
	Municipal Buildings	\$1,908,000	\$21,035,000	\$1,200,000	\$50,000	\$50,000	\$24,243,000
	COA	\$75,000					\$75,000
	DPW	\$260,000	\$265,000	\$365,000	\$320,000	\$260,000	\$1,470,000
	Fire	\$1,287,500	\$243,950	\$231,150	\$70,050	\$389,500	\$2,222,150
	Information Technology	\$75,000	\$75,000	\$75,000	\$75,000	\$75,000	\$375,000
	Police	\$174,750	\$164,050	\$172,250	\$179,500	\$187,500	\$878,050
	Recreation	\$77,000	\$55,000		\$85,000		\$217,000
	Town Clerk	\$34,975					\$34,975
	Total Municipal Departments	\$4,852,225	\$22,988,000	\$2,543,400	\$889,550	\$1,502,000	\$32,775,175
	School Department	\$1,810,000	\$1,800,000	\$1,770,000	\$1,770,000	\$1,770,000	\$8,920,000
	Sewer	\$1,915,650	\$700,000	\$586,600	\$585,550	\$526,000	\$4,313,800
	Total Capital Requests	\$8,577,875	\$25,488,000	\$4,900,000	\$3,245,100	\$3,798,000	\$46,008,975

FY2016 - 2020 Capital Improvement Plan

Capital Project Requests	FY2016 Request	FY2017 Request	FY2018 Request	FY2019 Request	FY2020 Request	Total
Municipal Infrastructure						
Cemetery Expansion Construction	\$700,000					\$700,000
Winter St/Clap Street Intersection Design & Construction	\$100,000	\$250,000				\$350,000
High School Tennis Courts	\$160,000					\$160,000
Turf Field Replacement (Varsity)		\$500,000				\$500,000
Turf Field Replacement Practice Field			\$500,000			\$500,000
Retaining Wall Carby Street		\$250,000				\$250,000
Sheehan Tennis Court Repurposing		\$150,000				\$150,000
Brookfield Drainage Design & Construction				\$110,000	\$540,000	\$650,000
Category Subtotal	\$960,000	\$1,150,000	\$500,000	\$110,000	\$540,000	\$3,260,000
Municipal Buildings						
Town Hall Renovation	\$250,000	\$2,235,000				\$2,485,000
Islington Community Center Kitchen	\$110,000					\$110,000
Islington Community Center Lift	\$190,000					\$190,000
Islington Community Center Renovation	\$850,000					\$850,000
COA Addition Design & Construction	\$35,000	\$600,000				\$635,000
COA Exterior Siding/Roofing	\$200,000					\$200,000
COA Kitchen Upgrade		\$50,000				\$50,000
Public Works Facility Design & Construction	\$200,000	\$18,000,000				\$18,200,000
Library Branch Rear & Front Stair Repairs	\$23,000					\$23,000
Municipal Building Maintenance	\$50,000	\$50,000	\$50,000	\$50,000	\$50,000	\$250,000
Community/Recreation Center Construction		\$100,000	\$1,050,000			\$1,150,000
Pool - Pool Pak System Replacement			\$100,000			\$100,000
Category Subtotal	\$1,908,000	\$21,035,000	\$1,200,000	\$50,000	\$50,000	\$24,243,000
Council on Aging						
Wheelchair Accessible Van	\$75,000					\$75,000
Department Total	\$75,000	\$0	\$0	\$0	\$0	\$75,000
DPW						
Public Works - Fleet						
One Ton Pickup Truck (Truck 31)	\$55,000					\$55,000
Heavy Duty Dump Truck (Truck 12)	\$165,000					\$165,000
Asphalt Hot Box Trailer	\$40,000					\$40,000
Three Yard Front End Loader (L1)		\$200,000				\$200,000
One Ton Dump Truck w/Plow (Truck 15)		\$65,000				\$65,000
Heavy Duty Dump Truck (Truck 14)			\$165,000			\$165,000
Bombardier-Sidewalk Plow (B1)			\$135,000			\$135,000
One Ton Pickup Truck (Truck 7)			\$65,000			\$65,000
One Ton Dump Truck (Truck 9)				\$65,000		\$65,000
One Ton Dump Truck (Truck 16)				\$65,000		\$65,000
One Ton Dump Truck (Truck 32)				\$65,000		\$65,000
Front End Backhoe Loader				\$125,000		\$125,000
Utility Fleet Maintenance Van (Truck 55)					\$60,000	\$60,000
Bombardier-Sidewalk Plow (B2)					\$135,000	\$135,000
One Ton Dump Truck (Truck 29)					\$65,000	\$65,000
Department Total	\$260,000	\$265,000	\$365,000	\$320,000	\$260,000	\$1,470,000
Fire						
Ladder Truck	\$151,050	\$151,050	\$151,050			\$453,150
Replace Engines (2)	\$1,000,000					\$1,000,000
Shift Command Vehicle	\$45,000					\$45,000
Replace Ambulance					\$325,000	\$325,000
Department Total	\$1,196,050	\$151,050	\$151,050	\$0	\$325,000	\$1,823,150
Information Technology						
End User Technology	\$75,000	\$75,000	\$75,000	\$75,000	\$75,000	\$375,000
Department Total	\$75,000	\$75,000	\$75,000	\$75,000	\$75,000	\$375,000
Police						
Replacement of Police Vehicles	\$147,250	\$154,050	\$162,250	\$169,500	\$177,500	\$810,550
Department Total	\$147,250	\$154,050	\$162,250	\$169,500	\$177,500	\$810,550
Total Municipal Capital Requests	\$4,621,300	\$22,830,100	\$2,453,300	\$724,500	\$1,427,500	\$32,056,700

Capital Project Requests	FY2016 Request	FY2017 Request	FY2018 Request	FY2019 Request	FY2020 Request	Total
School						
Technology	\$500,000	\$500,000	\$500,000	\$500,000	\$500,000	\$2,500,000
Furniture, Fixtures, and Equipment	\$325,000	\$325,000	\$325,000	\$325,000	\$325,000	\$1,625,000
HVAC and Controls	\$100,000	\$100,000	\$100,000	\$100,000	\$100,000	\$500,000
Roofing	\$400,000	\$400,000	\$400,000	\$400,000	\$400,000	\$2,000,000
Repair Items	\$350,000	\$350,000	\$350,000	\$350,000	\$350,000	\$1,750,000
Copiers / Duplicators	\$95,000	\$95,000	\$95,000	\$95,000	\$95,000	\$475,000
Vehicles	\$40,000	\$30,000				\$70,000
Total School Capital Requests	\$1,810,000	\$1,800,000	\$1,770,000	\$1,770,000	\$1,770,000	\$8,920,000
Sewer						
Infiltration & Inflow Red. Multi-Yr Proj.	\$250,000	\$250,000	\$250,000	\$250,000	\$250,000	\$1,250,000
Immediate Upgrades at all P.S.	\$288,650					\$288,650
Brook Street P.S. upgrades	\$177,000					\$177,000
Grove St Extension Design & Constr.	\$1,200,000					\$1,200,000
Arcadia Rd. P.S. upgrades		\$450,000				\$450,000
Conanat Rd. P.S. upgrades			\$165,000			\$165,000
Farm Lane P.S. upgrades			\$171,600			\$171,600
Summer St. P.S. upgrades				\$80,000		\$80,000
Far Reach P.S. upgrades				\$235,750		\$235,750
Della Park P.S. upgrades				\$19,800		\$19,800
Stevens Farm P.S. upgrades					\$155,000	\$155,000
Clapboardtree St. P.S. upgrades					\$111,100	\$111,100
Sycamore Rd. P.S. upgrades					\$9,900	\$9,900
Department Total	\$1,915,650	\$700,000	\$586,600	\$585,550	\$526,000	\$4,313,800
Totals 5-Year Capital Requests All Departments	\$8,346,950	\$25,330,100	\$4,809,900	\$3,080,050	\$3,723,500	\$45,290,500

Recreation						
To Be Funded from Rec Revolving/Other Funds:						
Pool - Ultraviolet Sanitation System	\$35,000					\$35,000
Pool - Bench Project	\$12,000					\$12,000
Construct Storage Facility	\$30,000					\$30,000
Morrison Basketball Court Refurbishment		\$55,000				\$55,000
Pool - Acoustic Panels				\$50,000		\$50,000
Van Replacement				\$35,000		\$35,000
Department Total	\$77,000	\$55,000	\$0	\$85,000	\$0	\$217,000
Small Municipal Capital Funded with Operating/Other Available Funds						
Fire						
Turnout Gear Replacement	\$20,000	\$21,000	\$22,000	\$11,500	\$12,000	\$86,500
Rescue Equipment	\$32,000	\$32,000	\$18,000	\$18,000	\$18,000	\$118,000
SCBA Upgrade & Replacement	\$31,250	\$31,500	\$31,500	\$31,750	\$25,500	\$151,500
Radio Upgrade and Replacement	\$8,200	\$8,400	\$8,600	\$8,800	\$9,000	\$43,000
Police						
Bulletproof Vest Replacement	\$10,000	\$10,000	\$10,000	\$10,000	\$10,000	\$50,000
Booking Cameras/DVR Replacement	\$7,500					\$7,500
Traffic Safety Cameras	\$10,000					\$10,000
Town Clerk						
Voting Tabulators for Each Precinct	\$34,975					\$34,975
Category Total	\$153,925	\$102,900	\$90,100	\$80,050	\$74,500	\$501,475

FY2016 - FY2020
Summary of Municipal Infrastructure Capital Budget Requests

Project	Expenditures per Fiscal Year					Total Costs
	FY 2016	FY 2017	FY 2018	FY 2019	FY 2020	
Cemetery Expansion Construction	\$700,000					\$700,000
Winter St/Clap Street Intersection Design & Construction	\$100,000	\$250,000				\$350,000
High School Tennis Courts	\$160,000					\$160,000
Turf Field Replacement (Varsity)		\$500,000				\$500,000
Turf Field Replacement Practice Field			\$500,000			\$500,000
Retaining Wall Carby Street		\$250,000				\$250,000
Sheehan Tennis Court Repurposing		\$150,000				\$150,000
Brookfield Drainage Design & Construction				\$110,000	\$540,000	\$650,000
Total Capital Requests	\$960,000	\$1,150,000	\$500,000	\$110,000	\$540,000	\$3,260,000

FY2016 - FY2020
Summary of Municipal Building Capital Budget Requests

Project	Expenditures per Fiscal Year					Total Costs
	FY 2016	FY 2017	FY 2018	FY 2019	FY 2020	
Town Hall Renovation	\$250,000	\$2,235,000				\$2,485,000
Islington Community Center Kitchen	\$110,000					\$110,000
Islington Community Center Lift	\$190,000					\$190,000
Islington Community Center Renovation	\$850,000					\$850,000
COA Addition Design & Construction	\$35,000	\$600,000				\$635,000
COA Exterior Siding/Roofing	\$200,000					\$200,000
COA Kitchen Upgrade		\$50,000				\$50,000
Public Works Facility Design & Construction	\$200,000	\$18,000,000				\$18,200,000
Library Branch Rear & Front Stair Repairs	\$23,000					\$23,000
Municipal Building Maintenance	\$50,000	\$50,000	\$50,000	\$50,000	\$50,000	\$250,000
Community/Recreation Center Construction		\$100,000	\$1,050,000			\$1,150,000
Pool - Pool Pak System Replacement			\$100,000			\$100,000
Total Capital Requests	\$1,908,000	\$21,035,000	\$1,200,000	\$50,000	\$50,000	\$24,243,000

SUMMARY CAPITAL OUTLAY SCHEDULE

DEPARTMENT/AUTHORITY

Council on Aging

Project Reference No.	Project or Acquisition Description	Expenditures per Fiscal Year					Total Costs*
		FY 2016	FY 2017	FY 2018	FY 2019	FY 2020	
#1	Wheelchair Accessible Van - 14 Passenger	\$75,000					\$75,000
TOTALS		\$75,000	\$0	\$0	\$0	\$0	\$75,000

* For the five-year budget and program period only. Does not include interest cost unless indicated.

Prepared by : Lina Arena-DeRosa
Name

SUMMARY CAPITAL OUTLAY SCHEDULE

DEPARTMENT/AUTHORITY

Department of Public Works Fleet

Project Reference No.	Project or Acquisition Description	Expenditures per Fiscal Year					Total Costs*
		FY 2016	FY 2017	FY 2018	FY 2019	FY 2020	
16-Fleet-01	One Ton Pickup Truck (Truck 31)	\$55,000					\$55,000
16-Fleet-02	1 Heavy Duty Dump Truck (Truck 12)	\$165,000					\$165,000
16-Fleet-03	Asphalt Hot Box Trailer	\$40,000					\$40,000
17-Fleet-01	One 3 yard Front End Loader (L1)		\$200,000				\$200,000
17-Fleet-02	1 Ton Dump Truck with Plow (Truck 15)		\$65,000				\$65,000
18-Fleet-01	1 Heavy Duty Dump Truck (Truck ck 14)			\$165,000			\$165,000
18-Fleet-02	Bombadier-sidewalk plow (B1)			\$135,000			\$135,000
18-Fleet-03	One Ton Pickup Truck (Truck 7)			\$65,000			\$65,000
19-Fleet-01	One Ton Dump Truck (Truck 9)				\$65,000		\$65,000
19-Fleet-02	One Ton Dump Truck (Truck 16)				\$65,000		\$65,000
19-Fleet-03	One Ton Dump Truck (Truck 32)				\$65,000		\$65,000
19-Fleet-04	Front End Backhoe Loader				\$125,000		\$125,000
20-Fleet-01	Utility fleet maintenance van (Truck 55)					\$60,000	\$60,000
20-Fleet-02	Bombadier-sidewalk plow (B2)					\$135,000	\$135,000
20-Fleet-03	One Ton Dump Truck (Truck 29)					\$65,000	\$65,000
							\$0
							\$0
TOTALS		\$260,000	\$265,000	\$365,000	\$320,000	\$260,000	\$1,470,000

* For the five-year budget and program period only. Does not include interest cost unless indicated.

Prepared by : Todd Korchin
Name

SUMMARY CAPITAL OUTLAY SCHEDULE

DEPARTMENT/AUTHORITY

POLICE

Project Reference No.	Project or Acquisition Description	Expenditures per Fiscal Year					Total Costs*
		FY 2016	FY 2017	FY 2018	FY 2019	FY 2020	
POLICE-1	Replacement of Police Vehicles	# \$147,250	\$154,050	\$162,250	\$169,500	\$177,500	\$810,550
POLICE-2	Bulletproof Vest Replacement	\$10,000	\$10,000	\$10,000	\$10,000	\$10,000	\$50,000
POLICE-3	Booking Cameras/DVR Replacement	\$7,500					\$7,500
POLICE-4	Traffic Safety Cameras	\$10,000					\$10,000
							\$0
							\$0
							\$0
							\$0
							\$0
							\$0
							\$0
							\$0
							\$0
							\$0
							\$0
							\$0
TOTALS		\$174,750	\$164,050	\$172,250	\$179,500	\$187,500	\$878,050

* For the five-year budget and program period only. Does not include interest cost unless indicated.

Prepared by : _____
Name

SUMMARY CAPITAL OUTLAY SCHEDULE

DEPARTMENT/AUTHORITY

Recreation Department

Project Reference No.	Project or Acquisition Description	Expenditures per Fiscal Year					Total Costs*
		FY 2016	FY 2017	FY 2018	FY 2019	FY 2020	
Aqua 3	Pool - Pool Pak System Replacement			\$100,000			\$100,000
REC 1	High School Tennis Courts	\$160,000					\$160,000
REC 3	Sheehan Tennis Court Repurposing		\$150,000				\$150,000
REC 7	Construct Community/Recreation Ctr.		\$100,000	\$1,050,000			\$1,150,000
	Total						\$1,560,000
	<u>To Be Funded from Rec Revolving:</u>						
Aqua 1	Pool - Ultraviolet Sanitation System	\$35,000					\$35,000
Aqua 2	Pool - Bench Project	\$12,000					\$12,000
Aqua 4	Pool - Acoustic Panels				\$50,000		\$50,000
REC 2	Construct Storage Facility	\$30,000					\$30,000
REC 4	Morrison Basketball Court Refurbishment		\$55,000				\$55,000
REC 6	Van Replacement				\$35,000		\$35,000
	Total						\$217,000
TOTALS		\$237,000	\$305,000	\$1,150,000	\$85,000	\$0	\$1,777,000

* For the five-year budget and program period only. Does not include interest cost unless indicated.

Prepared by : Nicole Banks, Recreation Director
Name

SUMMARY CAPITAL OUTLAY SCHEDULE

DEPARTMENT/AUTHORITY

Westwood Public Schools

Project Reference No.	Project or Acquisition Description	Expenditures per Fiscal Year					Total Costs*
		FY 2016	FY 2017	FY 2018	FY 2019	FY 2020	
SCH - 1	Technology	\$500,000	\$500,000	\$500,000	\$500,000	\$500,000	\$2,500,000
SCH - 2	Furniture, Fixtures, and Equipment	\$325,000	\$325,000	\$325,000	\$325,000	\$325,000	\$1,625,000
SCH - 3	HVAC and Controls	\$100,000	\$100,000	\$100,000	\$100,000	\$100,000	\$500,000
SCH - 4	Roofing	\$400,000	\$400,000	\$400,000	\$400,000	\$400,000	\$2,000,000
SCH - 5	Repair Items	\$350,000	\$350,000	\$350,000	\$350,000	\$350,000	\$1,750,000
SCH - 6	Copiers / Duplicators	\$95,000	\$95,000	\$95,000	\$95,000	\$95,000	\$475,000
SCH - 7	Vehicles	\$40,000	\$30,000	\$0	\$0	\$0	\$70,000
							\$0
							\$0
							\$0
							\$0
							\$0
							\$0
							\$0
							\$0
							\$0
							\$0
							\$0
							\$0
							\$0
							\$0
TOTALS		\$1,810,000	\$1,800,000	\$1,770,000	\$1,770,000	\$1,770,000	\$8,920,000

* For the five-year budget and program period only. Does not include interest cost unless indicated. No School Committee input as of this date.

Prepared by : Heath A. Petracca, Director of Business and Finance 08/21/14
 Name

40

SUMMARY CAPITAL OUTLAY SCHEDULE

DEPARTMENT/AUTHORITY

Department of Public Works Sewer

Project Reference No.	Project or Acquisition Description	Expenditures per Fiscal Year					Total Costs*
		FY.2016	FY 2017	FY 2018	FY 2019	FY 2020	
16-SEW-01	Infiltration & Inflow Red. Multi-Yr Proj.	\$250,000	\$250,000	\$250,000	\$250,000	\$250,000	\$1,250,000
16-SEW-02	Immediate Upgrades at all P.S.	\$288,650					\$288,650
16-SEW-03	Brook Street P.S. upgrades	\$177,000					\$177,000
16-SEW-04	Grove St Extension Design & Constr.	\$1,200,000					\$1,200,000
17-SEW-01	Arcadia Rd. P.S. upgrades		\$450,000				\$450,000
18-SEW-01	Conanat Rd. P.S. upgrades			\$165,000			\$165,000
18-SEW-02	Farm Lane P.S. upgrades			\$171,600			\$171,600
19-SEW-01	Summer St. P.S. upgrades				\$80,000		\$80,000
19-SEW-02	Far Reach P.S. upgrades				\$235,750		\$235,750
19-SEW-03	Della Park P.S. upgrades				\$19,800		\$19,800
20-SEW-01	Stevens Farm P.S. upgrades					\$155,000	\$155,000
20-SEW-02	Clapboardtree St. P.S. upgrades					\$111,100	\$111,100
20-SEW-03	Sycamore Rd. P.S. upgrades					\$9,900	\$9,900
							\$0
							\$0
							\$0
							\$0
							\$0
							\$0
							\$0
TOTALS		\$1,915,650	\$700,000	\$586,600	\$585,550	\$526,000	\$4,313,800

* For the five-year budget and program period only. Does not include interest cost unless indicated.

Prepared by : Jeffrey Bina
Name

41

**Town of Westwood
Fiscal Years 2016 - 2020
Capital Budget Request**

1. Department	DPW	5. Project Cost	\$700,000
2. Prepared By	Todd Korchin	6. Project Reference No.	16-DPW-01
3. Date	August 4, 2014	7. FY16 Priority # 1 out of 2 Requests	
4. Project Title	Cemetery Expansion Construction	8. Previously Requested? Yes <input checked="" type="checkbox"/> No <input type="checkbox"/>	
		If so, what year? 2013	

9. Capital Request Description and Justification

The Town's New Cemetery Phase II opened in 1993 and consists of 3 sections (#'s 2, 3 and 4). Currently 100 vacant burial lots exist in Section 3. Over the last five years there has been an average of 46 lots sold per year.

Using the average of 50 burial lots sold per year and the total of 160 burial lots available, the cemetery has approximately 2-3 years of saleable burial lot capacity remaining.

The process of determining where to expand and the construction of expansion should be planned and enacted to provide place of final rest for residents and former residents.

10. Funding Source (i.e., grants, state programs, trade-in, etc.)
Cemetery perpetual care account, Capital Improvement funding

11. Impact on Annual Operating Budget

12. Capital Cost Summary

Category	FY2016	FY2017	FY2018	FY2019	FY2020	Total
Design/Permitting						\$0
Building and Improvements						\$0
Vehicles						\$0
Machinery and Equipment						\$0
Furniture and Fixtures						\$0
Infrastructure/Land	700,000					\$700,000
Totals	\$700,000		\$0	\$0	\$0	\$700,000

10

F:\Y108\Tim\Budget-Cap2 - Heavy Duty Dump Truck (12-01)

**Town of Westwood
Fiscal Years 2016 - 2020
Capital Budget Request**

1. Department	DPW	5. Project Cost	\$100,000
2. Prepared By	Todd Korchin	6. Project Reference No.	16-DPW-02
3. Date	August 4, 2014	7. FY16 Priority # 2 out of 2 Requests	
4. Project Title	Winter Street/Clapboardtree Street Intersection Design	8. Previously Requested? Yes <input type="checkbox"/> No <input checked="" type="checkbox"/>	If so, what year?

9. Capital Request Description and Justification

The intersection of Clapboardtree Street and Winter Street needs to be looked at carefully and a new design for promoting vehicular and pedestrian safety should strongly be considered. Altering the intersection and reconfiguring the design will allow for a sidewalk connector allowing pedestrians the ability to walk from the corner of Pond/Clapboardtree Street through to Winter Street.

This project will not only enhance safety from a traffic standpoint but it will also enhance the towns sidewalk infrastructure.

10. Funding Source (i.e., grants, state programs, trade-in, etc.)
~~Cemetery perpetual care account~~, Capital Improvement funding

11. Impact on Annual Operating Budget

12. Capital Cost Summary

Category	FY2016	FY2017	FY2018	FY2019	FY2020	Total
Design/Permitting						\$0
Building and Improvements						\$0
Vehicles						\$0
Machinery and Equipment						\$0
Furniture and Fixtures						\$0
Infrastructure/Land	100,000					\$100,000
Totals	\$100,000		\$0	\$0	\$0	\$100,000

10
P: /Yr08/Tim/Budget-Cap2 -- Heavy Duty Dump Truck (12-01)

**Town of Westwood
Fiscal Years 2016- 2020
Capital Budget Request**

1. Department	DPW	5. Project Cost	\$250,000
2. Prepared By	Todd Korchin	6. Project Reference No.	17-DPW-02
3. Date	August 4, 2014	7. FY17 Priority # 2 out of 2 Requests	
4. Project Title	Winter Street/Clapboardtree Street Intersection Construction	8. Previously Requested? Yes No If so, what year?	

9. Capital Request Description and Justification

The intersection of Clapboardtree Street and Winter Street needs to be looked at carefully and a new design for promoting vehicular and pedestrian safety should strongly be considered. Altering the intersection and reconfiguring the design will allow for a sidewalk connector allowing pedestrians the ability to walk from the corner of Pond/Clapboardtree Street through to Winter Street.

This project will not only enhance safety from a traffic standpoint but it will also enhance the towns sidewalk infrastructure.

10. Funding Source (i.e., grants, state programs, trade-in, etc.)
Capital improvement funding

11. Impact on Annual Operating Budget

12. Capital Cost Summary

Category	FY2016	FY2017	FY2018	FY2019	FY2020	Total
Building and Improvements						\$0
Vehicles						\$0
Machinery and Equipment						\$0
Furniture and Fixtures						\$0
Infrastructure/Land		250,000				\$250,000
Totals	\$0	\$250,000	\$0	\$0	\$0	\$250,000

**Town of Westwood
Fiscal Years 2016 - 2020
Capital Budget Request**

1. Department	Recreation	5. Project Cost	\$160,000
2. Prepared By	Mike Griffin	6. Project Reference No.	REC 1
3. Date	8/22/14	7. FY16 Priority #	2 out of 5 Requests
4. Project Title	High School Tennis Courts -- Refurbish & Lighting	8. Previously Requested? Yes <input checked="" type="checkbox"/> No <input type="checkbox"/>	If so, what year? FY15

9. Capital Request Description and Justification

This project proposes adding light towers to the 6 tennis courts at the High School. There are currently 9 courts in town, only 1 of which has lighting. (A second lighted court was eliminated during the refurbishment of Morrison Baseball Field.)

The Westwood High School tennis courts are a community asset. The 6 courts are used extensively. They are used:

- For tennis lessons run by the Recreation Department
- For open community use
- By the WHS tennis team
- By the WHS Health and Wellness department for gym classes

Adding lighting to the 6 high school courts will enable increased Recreation Dept. tennis programming and allows for more public use throughout the evening. This enhancement will also align itself with one of the Town Administrator's goals for this fiscal period.

These courts are approaching their 10th year. Small cracks occasionally form, some of them in a pattern. The Recreation Department contracts with an outside vendor to seal cracks as needed. Industry standards call for re-surfacing and relining tennis courts every 7 years. Completing the scheduled maintenance as recommended will rejuvenate the courts and protect against damage to the foundation which would require serious refurbishment work.

The Recreation Department will have the courts evaluated this fall, and will develop an appropriate maintenance and repair program based on the report findings.

10. Funding Source (i.e., grants, state programs, trade-in, etc.)

Town appropriation, exiting renovation accounts, Morrison park tennis court displacement

11. Impact on Annual Operating Budget

No impact.

12. Capital Cost Summary

Category	FY2016	FY2017	FY2018	FY2019	FY2020	Total
Building and Improvements						\$0
Vehicles						\$0
Machinery and Equipment						\$0
Furniture and Fixtures	100,000					\$100,000
Infrastructure/Land	60000					\$60,000
Totals	\$160,000	\$0	\$0	\$0	\$0	\$160,000

**Town of Westwood
Fiscal Years 2016- 2020
Capital Budget Request**

1. Department	DPW	5. Project Cost	\$500,000
2. Prepared By	Todd Korchin	6. Project Reference No.	17-DPW-01
3. Date	August 4, 2014	7. FY17 Priority # 1 out of 2 Requests	
4. Project Title	Turf Field - Replacement	8. Previously Requested? Yes X No	If so, what year? 2013

9. Capital Request Description and Justification

The DPW estimates \$500,000 for the varsity turf field replacement.

10. Funding Source (i.e., grants, state programs, trade-in, etc.)
Capital improvement funding

11. Impact on Annual Operating Budget

12. Capital Cost Summary

Category	FY2016	FY2017	FY2018	FY2019	FY2020	Total
Building and Improvements						\$0
Vehicles						\$0
Machinery and Equipment						\$0
Furniture and Fixtures						\$0
Infrastructure/Land		500,000				\$500,000
Totals	\$0	\$500,000		\$0	\$0	\$500,000

**Town of Westwood
Fiscal Years 2016- 2020
Capital Budget Request**

1.	Department	DPW	5.	Project Cost	\$500,000
2.	Prepared By	Todd Korchin	6.	Project Reference No.	18-DPW-01
3.	Date	August 4, 2014	7.	FY18 Priority # 1 out of 1 Requests	
4.	Project Title	Turf Field - Replacement	8.	Previously Requested? Yes X No If so, what year? 2013	

9. Capital Request Description and Justification

The DPW estimates \$500,000 for the practice turf field replacement.

10. Funding Source (i.e., grants, state programs, trade-in, etc.)
Capital improvement funding

11. Impact on Annual Operating Budget

12. Capital Cost Summary

Category	FY2015	FY2016	FY2017	FY2018	FY2019	Total
Building and Improvements						\$0
Vehicles						\$0
Machinery and Equipment						\$0
Furniture and Fixtures						\$0
Infrastructure/Land				500,000		\$500,000
Totals	\$0	\$0		\$500,000	\$0	\$500,000

**Town of Westwood
Fiscal Years 2016 - 2020
Capital Budget Request**

1. Department	DPW	5. Project Cost	\$250,000
2. Prepared By	Todd Korchin	6. Project Reference No.	17-FAC-02
3. Date	August 5, 2014	7. FY15 Priority #	2 out of 3 Requests
4. Project Title	Carby St DPW Facilities	8. Previously Requested? Yes <input type="checkbox"/> No <input checked="" type="checkbox"/>	If so, what year?

9. Capital Request Description and Justification

There is currently a retaining wall behind 50 Carby Street that is starting to deteriorate and fail. Animals have dug into the earth and have undermined several sections of the wall creating several structural deficiencies and concerns.

10. Funding Source (i.e., grants, state programs, trade-in, etc.)

Capital Funding

11. Impact on Annual Operating Budget

Potential Insurance/Liability impacts

12. Capital Cost Summary

Category	FY2016	FY2017	FY2018	FY2019	FY2020	Total
Planning & Design						
Building and Improvements		250,000				\$250,000
Vehicles						\$0
Machinery and Equipment						\$0
Furniture and Fixtures						\$0
Infrastructure/Land						\$0
Totals		#####	\$0	\$0	\$0	\$250,000

**Town of Westwood
Fiscal Years 2016 - 2020
Capital Budget Request**

1. Department	Recreation	5. Project Cost	\$150,000
2. Prepared By	Nicole Banks	6. Project Reference No.	REC 3
3. Date	8/22/14	7. FY17 Priority #	1 out of 4 Requests
4. Project Title	Sheehan Tennis Court Repurposing	8. Previously Requested? Yes <input type="checkbox"/> No <input checked="" type="checkbox"/>	If so, what year?

9. Capital Request Description and Justification

The Tennis Courts located next to the Sheehan school are beyond the point of refurbishment and repair. The community is interested in seeing the space repurposed as an area for recreation use. Two main ideas have surfaced for this area:

1. Splash pad-or spray pool with interactive water features for water play that has little or no standing water. Refurbishment would include site deconstruction & development work, ground surfacing, spray feature layout, underground recirculating filtration system with UV, fencing.
2. Outdoor ice rink with refrigeration-permanent outdoor rink system with refrigeration for open skate, lessons and hockey. Refurbishment would include site deconstruction & development work, refrigeration unit, ice rink system, bench area for spectators and changing skates, landscaping for aesthetics and shade for ice area, and maintenance equipment for rink surface.

The Recreation Department will lead community input sessions to select the appropriate use for this site.

10. Funding Source (i.e., grants, state programs, trade-in, etc.)

Town appropriation and outside funding

11. Impact on Annual Operating Budget

This project should have no impact on the municipal operating budget. Maintenance and staffing costs will assumed by the Recreation department revolving fund with the option of offsetting costs through user fees and rentals.

12. Capital Cost Summary

Category	FY2016	FY2017	FY2018	FY2019	FY2020	Total
Building and Improvements		120,000				\$120,000
Vehicles						\$0
Machinery and Equipment		20,000				\$20,000
Furniture and Fixtures						\$0
Infrastructure/Land		10,000				\$10,000
Totals	\$0	\$150,000	\$0	\$0	\$0	\$150,000

**Town of Westwood
Fiscal Years 2016 - 2020
Capital Budget Request**

1. Department	DPW	5. Project Cost	\$110,000
2. Prepared By	Todd Korchin	6. Project Reference No.	19-DPW-01
3. Date	August 4, 2014	7. FY19 Priority # 1 out of 1 Requests	
4. Project Title	Brookfield Road Drainage Improvements	8. Previously Requested? Yes <input checked="" type="checkbox"/> No If so, what year? 2013	

9. Capital Request Description and Justification

The Town has received reports of periodic localized flooding from Purgatory Brook at its culverts crossing Brookfield Road. The town retained BETA Group Inc. to evaluate possible improvements to the culverts and local drainage system. Their evaluation gathered existing data, field observations, calculated existing conditions flows and identified three options for improvements. The options were presented in a report form and are at the conceptual level of design. The report included a cost estimate for the options. Minor operation and maintenance activities appear to have reduced the problem during more frequent storm events.

The project is estimated to cost \$529,000 for construction, with an estimated design fee of \$110,000.

10. Funding Source (i.e., grants, state programs, trade-in, etc.)

Capital improvement funding

11. Impact on Annual Operating Budget

12. Capital Cost Summary

Category	FY2016	FY2017	FY2018	FY2019	FY2020	Total
Design/Permitting						
Building and Improvements						
Vehicles						
Machinery and Equipment						
Furniture and Fixtures						
Infrastructure/Land				110,000		
Totals				\$110,000		\$110,000

**Town of Westwood
Fiscal Years 2016 - 2020
Capital Budget Request**

1. Department	DPW	5. Project Cost	\$540,000
2. Prepared By	Todd Korchin	6. Project Reference No.	20-DPW-01
3. Date	August 4, 2014	7. FY20 Priority # 1 out of 1 Requests	
4. Project Title	Brookfield Road Drainage Improvements	8. Previously Requested? Yes <input checked="" type="checkbox"/> No	If so, what year? 2013

9. Capital Request Description and Justification

The Town has received reports of periodic localized flooding from Purgatory Brook at its culverts crossing Brookfield Road. The town retained BETA Group Inc. to evaluate possible improvements to the culverts and local drainage system. Their evaluation gathered existing data, field observations, calculated existing conditions flows and identified three options for improvements. The options were presented in a report form and are at the conceptual level of design. The report included a cost estimate for the options. Minor operation and maintenance activities appear to have reduced the problem during more frequent storm events.

The project is estimated to cost \$540,000 for construction.

10. Funding Source (i.e., grants, state programs, trade-in, etc.)

Capital improvement funding

11. Impact on Annual Operating Budget

12. Capital Cost Summary

Category	FY2016	FY2017	FY2018	FY2019	FY2020	Total
Design/Permitting						
Building and Improvements						
Vehicles						
Machinery and Equipment						
Furniture and Fixtures						
Infrastructure/Land					540,000	\$540,000
Totals					\$540,000	\$540,000

**Town of Westwood
Fiscal Years 2016 – 2020
Capital Budget Request**

1.	Department	Board of Selectmen	5.	Project Cost	\$ 2,485,000
2.	Prepared By	Mike Jaillet	6.	Project Reference No.	122-0116
3.	Date	August 28, 2014	7.	FY15 Priority #	1 out of 4 Requests
4.	Project Title	Renovation of Town Hall	8.	Previously Requested? Yes If so, how many years?	12 years

9. Capital Request Description and Justification

The renovations of Town Hall were projected to be completed once the Municipal office building was constructed on Carby Street and the land use staff was moved from town hall. The purpose of the renovations were to use this opportunity to reconfigure the way services are provided, by relocating all the public service centers (Town Clerk, Collection, Assessing, Treasurer, and Purchasing) to the first floor and all of the support services to the second floor (administration) and basement (information systems).

Given that the heating, electrical, handicapped access and air conditioning systems have not been addressed comprehensively in many years and fail periodically, the proposal is to use the renovation project as an opportunity to address these important issues. For instance, the chairlifts to provide handicapped access to the second floor and basement floors is completed inadequate in the central municipal building.

One possible additional consideration would be to acquire the Girl Scout house in the back of town hall and find an alternative location for that purpose. This could provide additional land to provide for parking and rear additions, including an elevator.

Town Hall landscaping improvements have been contemplated for a number of years. The projects has been put on hold until the road reconstruction project is completed, so the plan can be fit into the larger redesign of the town center. With the High Street reconstruction now complete, the intention is to proceed with a design, landscaping and parking lot reconfiguration.

10. Funding Source (i.e., grants, state programs, trade-in, etc.)

The town will continue to pursue state and federal historic restoration grants to reimburse the town for any appropriation and for and/or consider a funding plan using the Community Preservation Act.

11. Impact on Annual Operating Budget

The investment should reduce the annual appropriation required for the building. Improvements to the heating, electrical and air conditioning systems should increase their efficiency and reduce the annual funding.

12. Capital Cost Summary

Category	FY2016	FY2017	FY2018	FY2019	FY2020	Total
Design and Plans	\$ 250,000					\$250,000
Building and Improvements		1,650,000				\$1,650,000
Landscaping		25,000				\$25,000
Machinery and Equipment		500,000				\$500,000
Furniture and Fixtures		30,000				\$30,000
Infrastructure/Land		30,000				\$30,000
Totals	\$250,000	\$2,235,000	\$0	\$0	\$0	\$2,485,000

**Town of Westwood
Fiscal Years 2016- 2020
Capital Budget Request**

1.	Department	Board of Selectmen	5.	Project Cost	\$110,000
2.	Prepared By	Mike Jaillet	6.	Project Reference No.	122-0216
3.	Date	August 28, 2014	7.	FY015 Priority # 2 out of 4 Request	
4.	Project Title	Kitchen Renovation at Islington Community Center	8.	Previously Requested? Yes If so, how many years? 9 Years	

9. Capital Request Description and Justification

- The proposal is complete the renovation of a kitchen at the Islington Community Center. The Recreation Department relocated kitchen equipment from the old high School cafeteria to the Islington Community Center so that the kitchen could be upgraded to code and rented out for functions and events including the service of food. Plans are being developed for the uses as part of the facility plan.

10. Funding Source (i.e., grants, state programs, trade-in, etc.)

The town should consider using some of the rental income to renovate the kitchen or to use any funds that might flow from a proposed antenna in the steeple.

11. Impact on Annual Operating Budget

The operating cost to maintain and service the building will increase, but depending on the annual debt service these cost could be minimal.

12. Capital Cost Summary

Category	FY2016	FY2017	FY2018	FY2019	FY2020	Total
Building and Improvements	\$95,000					\$95,000
Plans	15,000					\$15,000
Machinery and Equipment						\$0
Furniture and Fixtures						\$0
Infrastructure/Land						\$0
Totals	\$110,000	\$0	\$0	\$0	\$0	\$110,000

**Town of Westwood
Fiscal Years 2016- 2020
Capital Budget Request**

1.	Department	Board of Selectmen	5.	Project Cost	\$190,000
2.	Prepared By	Mike Jaillet	6.	Project Reference No.	122-0316
3.	Date	August 28, 2014	7.	FY015 Priority # 3 out of 4 Request	
4.	Project Title	Lift at Islington Community Center	8.	Previously Requested? Yes If so, how many years? 9 Years	

9. Capital Request Description and Justification

The proposal is complete the handicap access by installing a lift, which can be put off until there is a need to reuse the building for some other purpose.

➤ FY2016 - Installation of a Lift \$165,000

10. Funding Source (i.e., grants, state programs, trade-in, etc.)

The town should consider using some of the rental income to install the lift.

11. Impact on Annual Operating Budget

The operating cost to maintain and service the building will increase, but depending on the annual debt service these cost could be minimal.

12. Capital Cost Summary

Category	FY2016	FY2017	FY2018	FY2019	FY2020	Total
Building and Improvements	\$ 165,000					\$165,000
Plans						\$0
Machinery and Equipment	\$ 25,000					\$25,000
Furniture and Fixtures						\$0
Infrastructure/Land						\$0
Totals	\$190,000	\$0	\$0	\$0	\$0	\$190,000

**Town of Westwood
Fiscal Years 2016- 2020
Capital Budget Request**

1.	Department	Board of Selectmen	5.	Project Cost	\$850,000
2.	Prepared By	Mike Jaillet	6.	Project Reference No.	122-0416
3.	Date	August 28, 2014	7.	FY015 Priority # 4 out of 4 Request	
4.	Project Title	Renovation of Islington Community Center	8.	Previously Requested? No If so, how many years? 3 Years	

9. Capital Request Description and Justification

➤ The proposal is complete the repair of the Islington Community Center. An assessment of the Center determined that in addition to the new kitchen and chairlift budget separately, the Islington Community Center is in need of certain updates and safety codes items. Specifically,

- Roof \$77,500
- Windows \$125,000
- Doors \$25,000
- Siding \$200,000
- Ramp \$75,000
- Electric Panel \$15,000
- 2nd Floor Restroom \$50,000
- Sprinklers \$200,000
- Alarm System \$82,500
- Total \$850,000

10. Funding Source (i.e., grants, state programs, trade-in, etc.)

The town should consider avoiding this renovation expense by selling the property along with adjacent parcels for private use.

11. Impact on Annual Operating Budget

The operating cost to maintain and service the building would decrease as a result of most of these investments.

12. Capital Cost Summary

Category	FY2016	FY2017	FY2018	FY2019	FY2020	Total
Building and Improvements	\$850,000					\$850,000
Plans						\$0
Machinery and Equipment						\$0
Furniture and Fixtures						\$0
Infrastructure/Land						\$0
Totals	\$850,000	\$0	\$0	\$0	\$0	\$850,000

**Town of Westwood
Fiscal Years 2016 - 2020
Capital Budget Request**

1. Department	DPW/SEWER	5. Project Cost	\$35,000
2. Prepared By	Todd Korchin	6. Project Reference No.	16-FAC-03
3. Date	August 5, 2014	7. FY16 Priority #	3 out of 3 Requests
4. Project Title	Senior Center addition Design	8. Previously Requested? Yes <input checked="" type="checkbox"/> No <input type="checkbox"/>	If so, what year? 2013/2014

9. Capital Request Description and Justification

The Council on Aging respectfully requests funding to desing an addition onto the existing Senior Center.

10. Funding Source (i.e., grants, state programs, trade-in, etc.)

Possible cost sharing DPW and Sewer.

11. Impact on Annual Operating Budget

Reduction in Vehicle repairs, increase in residual value. Energy efficient savings along with staff efficiency savings.

12. Capital Cost Summary

Category	FY2016	FY2017	FY2018	FY2019	FY2020	Total
Planning & Design		35,000				\$35,000.00
Building and Improvements						\$0
Vehicles						\$0
Machinery and Equipment						\$0
Furniture and Fixtures						\$0
Infrastructure/Land						\$0
Totals		\$35,000	\$0	\$0	\$0	\$35,000

**Town of Westwood
Fiscal Years 2016 - 2020
Capital Budget Request**

1. Department	DPW	5. Project Cost	\$600,000
2. Prepared By	Todd Korchin	6. Project Reference No.	17-FAC-04
3. Date	August 5, 2014	7. FY15 Priority #	4 out of 4 Requests
4. Project Title	Senior Center Addition	8. Previously Requested? Yes <input checked="" type="checkbox"/> No <input type="checkbox"/>	If so, what year? 2013

9. Capital Request Description and Justification

The Council on Aging respectfully requests funding to construct an addition onto the existing Senior Center.

10. Funding Source (i.e., grants, state programs, trade-in, etc.)

Capital Funding

11. Impact on Annual Operating Budget

12. Capital Cost Summary

Category	FY2016	FY2017	FY2018	FY2019	FY2020	Total
Planning & Design						
Building and Improvements		600,000				\$600,000
Vehicles						\$0
Machinery and Equipment						\$0
Furniture and Fixtures						\$0
Infrastructure/Land						\$0
Totals		#####	\$0	\$0	\$0	\$600,000

**Town of Westwood
Fiscal Years 2016 - 2020
Capital Budget Request**

1. Department	DPW	5. Project Cost	\$200,000
2. Prepared By	Todd Korchin	6. Project Reference No.	16-FAC-01
3. Date	August 5, 2014	7. FY16 Priority #	1 out of 3 Requests
4. Project Title	Counsel on Aging Siding/Roofing	8. Previously Requested? Yes X No	If so, what year? 2013

9. Capital Request Description and Justification

The Public Works facility department has discovered a problem with the current siding and roofing located at the Counsel on Aging. The existing siding is weathering at a rapid pace and if it is not addressed will develop mold, water, and other issues. It has been recommended that vinyl siding would be the preferred method of replacement and would provide for a life expectancy of at least 30-40 years.

Along with the siding, the roofing has shown early signs of deterioration. It would be beneficial to tie both projects (vinyl siding and new roof) into one and address them at the same time.

If this issue is not addressed the building is in jeopardy of suffering severe infrastructural damage.

10. Funding Source (i.e., grants, state programs, trade-in, etc.)

Capital Improvement funding.

11. Impact on Annual Operating Budget

12. Capital Cost Summary

Category	FY2016	FY2017	FY2018	FY2019	FY2020	Total
Planning & Design						
Building and Improvements	\$200,000.00					\$200,000
Vehicles						\$0
Machinery and Equipment						\$0
Furniture and Fixtures						\$0
Infrastructure/Land						\$0
Totals	\$200,000		\$0	\$0	\$0	\$200,000

**Town of Westwood
Fiscal Years 2016 - 2020
Capital Budget Request**

1. Department	DPW	5. Project Cost	\$50,000
2. Prepared By	Todd Korchin	6. Project Reference No.	17-FAC-02
3. Date	August 5, 2014	7. FY15 Priority #	2 out of 4 Requests
4. Project Title	Kitchen Upgrade COA	8. Previously Requested? Yes <input type="checkbox"/> No <input checked="" type="checkbox"/>	If so, what year?

9. Capital Request Description and Justification

The Senior Center would like to update and upgrade the kitchen area within the center. The appliances and overall appearance need to be addressed as this area is utilized full-time by the residents and the employees.

10. Funding Source (i.e., grants, state programs, trade-in, etc.)

Capital Funding

11. Impact on Annual Operating Budget

12. Capital Cost Summary

Category	FY2016	FY2017	FY2018	FY2019	FY2020	Total
Planning & Design						
Building and Improvements		50,000				\$50,000
Vehicles						\$0
Machinery and Equipment						\$0
Furniture and Fixtures						\$0
Infrastructure/Land						\$0
Totals		#####	\$0	\$0	\$0	\$50,000

**Town of Westwood
Fiscal Years 2016 - 2020
Capital Budget Request**

1. Department	DPW/SEWER	5. Project Cost	\$200,000.00
2. Prepared By	Todd Korchin	6. Project Reference No.	16-FAC-02
3. Date	August 5, 2014	7. FY16 Priority #	2 out of 3 Requests
4. Project Title	Carby St DPW/Sewer Operations Facilities	8. Previously Requested? Yes <input checked="" type="checkbox"/> No <input type="checkbox"/>	If so, what year? 2013/2014

9. Capital Request Description and Justification

Public Works Department staff currently works in buildings built in 1950-1970. The mechanics garage was built for a fleet of half the size both in number of equipment and size. The current buildings are not capable of storing the equipment necessary to maintain the town's roads, fields, and facilities; including 10 sewer pump stations.

The Sewer Division of Public Works is in need of office space for their critical SCADA operations system and operators, as well as garage space.

This project request for FY16 is for \$200,000 to begin the design phase.

10. Funding Source (i.e., grants, state programs, trade-in, etc.)

Possible cost sharing DPW and Sewer.

11. Impact on Annual Operating Budget

Reduction in Vehicle repairs, increase in residual value. Energy efficient savings along with staff efficiency savings.

12. Capital Cost Summary

Category	FY2016	FY2017	FY2018	FY2019	FY2020	Total
Planning & Design	200,000					\$200,000.00
Building and Improvements						\$0
Vehicles						\$0
Machinery and Equipment						\$0
Furniture and Fixtures						\$0
Infrastructure/Land						\$0
Totals			\$0	\$0	\$0	\$200,000

**Town of Westwood
Fiscal Years 2016 - 2020
Capital Budget Request**

1. Department	DPW/SEWER	5. Project Cost	\$18,000,000.00
2. Prepared By	Todd Korchin	6. Project Reference No.	17-FAC-01
3. Date	August 5, 2014	7. FY15 Priority #	1 out of 3 Requests
4. Project Title	Carby St DPW/Sewer Operations Facilitites	8. Previously Requested? Yes <input checked="" type="checkbox"/> No <input type="checkbox"/>	If so, what year? 2013/2014

9. Capital Request Description and Justification

Public Works Department staff currently works in buildings built in 1950-1970. The mechanics garage was built for a fleet of half the size both in number of equipment and size. The current buildings are not capable of storing the equipment necessary to maintain the town's roads, fields, and facilities; including 10 sewer pump stations.

The Sewer Division of Public Works is in need of office space for their critical SCADA operations system and operators, as well as garage space.

This project request for FY15 is for \$18,000,000 to begin the construction phase.

10. Funding Source (i.e., grants, state programs, trade-in, etc.)

Possible cost sharing DPW and Sewer.

11. Impact on Annual Operating Budget

Reduction in Vehicle repairs, increase in residual value. Energy efficient savings along with staff efficiency savings.

12. Capital Cost Summary

Category	FY2016	FY2017	FY2018	FY2019	FY2020	Total
Planning & Design						
Building and Improvements		18,000,000				\$18,000,000
Vehicles						\$0
Machinery and Equipment						\$0
Furniture and Fixtures						\$0
Infrastructure/Land						\$0
Totals		#####	\$0	\$0	\$0	\$18,000,000

**Town of Westwood
Fiscal Years 2016 - 2020
Capital Budget Request**

1. Department	Library	5. Project Cost	\$23,000
2. Prepared By	Thomas Viti, Library Director	6. Project Reference No.	LIB-1
3. Date	August 12, 2014	7. FY16 Priority #1	out of 1 Requests
4. Project Title	Branch Library, Rear and Front Stairs Repair	8. Previously Requested? Yes <input checked="" type="checkbox"/> No <input type="checkbox"/>	If so, what year? 2012 & 2013

9. Capital Request Description and Justification

The Branch Library's front and rear entrances are 18 year old wooden structures that need constant repairs and painting. The rear entrance is used by the great majority of patrons because of the convenient parking. Sections of the floorboards and rails need annual repair and/or replacement due constant their age, deterioration from the sun and heavy use. The current condition of the rear stairs and rails is unsafe for the use it receives. The smaller front entrance rails also need repair. This proposal requests replacement of both structures with new, non-wood materials. Library and DPW staff spends a good deal of time trying to keep up with repairs.

10. Funding Source (i.e., grants, state programs, trade-in, etc.)

There are no known sources of funding outside the town budget.

11. Impact on Annual Operating Budget

This repair project will not result in any operating increases and will remedy an unsafe condition at the Branch Library. It will also eliminate the time and money spent in each year in repairs.

12. Capital Cost Summary

Category	FY2016	FY2017	FY2018	FY2019	FY2020	Total
Building and Improvements	23,000					\$23,000
Vehicles						\$0
Machinery and Equipment						\$0
Furniture and Fixtures						\$0
Infrastructure/Land						\$0
Totals	\$23,000	\$0	\$0	\$0	\$0	\$23,000

**Town of Westwood
Fiscal Years 2016 - 2020
Capital Budget Request**

1.	Department	Facility Maintenance	5.	Project Cost	\$50,000
2.	Prepared By	Todd Korchin	6.	Project Reference No.	17-FAC-06
3.	Date	August 5, 2014	7.	FY16 Priority # 4 out of 6 Requests	
4.	Project Title	Facility Maintenance	8.	Previously Requested? Yes <input checked="" type="checkbox"/> No <input type="checkbox"/> If so, what year? 2013/2014	

9. Capital Request Description and Justification

The facility maintenance division needs to setup a separate funding source to allow for the flexibility in the event something major fails in one of the municipal buildings. This \$50,000 allotment would allow for this and would be able to provide the Department adequate funding for the necessary repairs.

10. Funding Source (i.e., grants, state programs, trade-in, etc.)

Capital

11. Impact on Annual Operating Budget

Continue to maintain and improve the Town's municipal infrastructure.

12. Capital Cost Summary

Category	FY2016	FY2017	FY2018	FY2019	FY2020	Total
Planning & Design						\$0.00
Building and Improvements	\$50,000	50,000				\$100,000
Vehicles						\$0
Machinery and Equipment						\$0
Furniture and Fixtures						\$0
Infrastructure/Land						\$0
Totals	\$50,000	\$50,000	\$0	\$0	\$0	\$100,000

**Town of Westwood
Fiscal Years 2016 - 2020
Capital Budget Request**

1. Department	Recreation	5. Project Cost	\$1,150,000
2. Prepared By	Nicole Banks	6. Project Reference No.	REC 7
3. Date	8/22/14	7. FY17 Priority #	2 out of 4 Requests
4. Project Title	Construct Community/Recreation Center	8. Previously Requested? Yes <input checked="" type="checkbox"/> No <input type="checkbox"/>	If so, what year? FY15

9. Capital Request Description and Justification

The Recreation Department does not have any space of its own to program for community recreation, cultural, and similar programs. The Town and the Recreation Department have an extraordinarily good relationship with the School Department, and the School Department is very gracious in allowing use of many of its facilities. There are many times, however, when the School facilities are not available to the Recreation Department, and therefore programs are not able to be offered.

A Community/Recreation Center consisting of Recreation offices, a regulation size gymnasium, kitchen, and multipurpose classroom facilities would address these needs, and would allow the Recreation Department to offer a fuller menu of recreation, cultural and adult education activities.

There may be a number of options for addressing these needs including:

- Adding space adjacent to the Westwood Pool, so that all recreation activities and administrative functions can be together in a single location;
- Adding space to the Senior Center in order for there to be a sharing of facilities by residents of all ages, and making the best use of administrative staff and expenses across Department lines.
- Building a stand-alone facility or repurposing a current facility in Town.

10. Funding Source (i.e., grants, state programs, trade-in, etc.)

Municipal debt;
Recreation revolving fund

11. Impact on Annual Operating Budget

Increase for operating cost of the center – may be partially offset by additional revenue that can be generated by additional programs

12. Capital Cost Summary

Category	FY2016	FY2017	FY2018	FY2019	FY2020	Total
Building and Improvements		100,000	1,000,000			\$1,100,000
Vehicles						\$0
Machinery and Equipment						\$0
Furniture and Fixtures			50,000			\$50,000
Infrastructure/Land						\$0
Totals	\$0	\$100,000	\$1,050,000	\$0	\$0	\$1,150,000

**Town of Westwood
Fiscal Years 2016 - 2020
Capital Budget Request**

1. Department	Recreation	5. Project Cost	\$100,000
2. Prepared By	Susan M. Perry	6. Project Reference No.	AQUA 3
3. Date	August 25, 2014	7. FY18 Priority #	1 out of 3 Requests
4. Project Title	Pool Pak Replacement/Refurbishment	8. Previously Requested? Yes <input type="checkbox"/> No <input checked="" type="checkbox"/>	If so, what year?

9. Capital Request Description and Justification

The Pool Pak is currently the heat, ventilation, and dehumidification system for the pool area. The original unit was installed in November, 2006. At this time, 2014, the Pool Pak is in good condition. It has been maintained since 2006 with a service contract held by R.P. O'Connell. Monthly maintenance and inspection, in addition to proper maintenance of water chemistry supports the life expectancy of the unit, 12 to 15 years.

Additionally, the existing unit has been roughed out for the addition of air conditioning. During the months of June, July, August, the average temperature in the pool area runs between 85 and 95 degrees with relative humidity between 60 and 80 percent. These conditions are at best undesirable. The addition of the air conditioning component of the Pool Pak unit would provide a more stable and enjoyable recreation environment.

10. Funding Source (i.e., grants, state programs, trade-in, etc.)

Town appropriation, grants/incentive programs

11. Impact on Annual Operating Budget

No impact.

12. Capital Cost Summary

Category	FY2016	FY2017	FY2018	FY2019	FY2020	Total
Building and Improvements						\$0
Vehicles						\$0
Machinery and Equipment			100,000			\$100,000
Furniture and Fixtures						\$0
Infrastructure/Land						\$0
Totals	\$0	\$0	\$100,000	\$0	\$0	\$100,000

**Town of Westwood
Fiscal Years 2016 - 2020
Capital Budget Request**

1.	Department	Council on Aging		Project Cost	\$75,000
2.	Prepared By	Sherry Norman, Interim Director	6.	Project Reference No.	
3.	Date	August 14, 2014	7.	FY16 Priority # 1 out of 1 Requests	
4.	Project Title	14 Passenger Wheelchair Accessible Van	8.	Previously Requested? Yes <input type="checkbox"/> No <input checked="" type="checkbox"/>	If so, what year?

9. Capital Request Description and Justification

The Council on Aging respectfully requests funding to purchase a new wheelchair-accessible van. Our current van is six years old and is starting to require expensive repairs (\$2500 for transmission last year). The DOT recommends replacement after five years.

Demographic trends have increased demand for transportation services and will continue. Due to this we are requesting a 14 passenger vs. our current 8 passenger. (This is the maximum size before a driver would require a CDL license.)

The COA recently hired a per diem driver which allows us greater flexibility and customer service. For example, we can run one van for shopping or field trips while the other stays local for medical appointments and errands.

10. Funding Source (i.e., grants, state programs, trade-in, etc.)

Grant money is potentially available.

11. Impact on Annual Operating Budget

Having a larger van will result in fewer trips and should save on fuel costs. Maintenance costs will also be reduced.

12. Capital Cost Summary

Category	FY2016	FY2017	FY2018	FY2019	FY2020	Total
Building and Improvements						\$0
Vehicles	75000					\$75,000
Machinery and Equipment						\$0
Furniture and Fixtures						\$0
Infrastructure/Land						\$0
Totals	\$75,000	\$0	\$0	\$0	\$0	\$75,000

**Town of Westwood
Fiscal Years 2016 - 2020
Capital Budget Request**

1. Department	DPW – Highway/Grounds/Fleet	5. Project Cost	\$55,000.00
2. Prepared By	Todd Korchin	6. Project Reference No.	16-fleet-01
3. Date	August 4, 2014	7. FY16 Priority #	1 out of 3 Requests
4. Project Title	One 1/2 Ton Pick-up Truck (Truck 31)	8. Previously Requested? Yes <input checked="" type="checkbox"/> No <input type="checkbox"/>	If so, what year? 2013

9. Capital Request Description and Justification

One 1/2 Ton Pick-up Truck with a Plow. This vehicle would be used by our Fields and Grounds Department and assist with daily operations. This vehicle will also serve as a plow truck during the winter season. The current vehicle is a 2007 Model that is overdue for replacement as its repair costs are increasing while the residual value is decreasing.

10. Funding Source (i.e., grants, state programs, trade-in, etc.)

Trade F350 Pick-up Truck 31

11. Impact on Annual Operating Budget

Reduces maintenance costs

12. Capital Cost Summary

Category	FY2016	FY2017	FY2018	FY2019	FY2020	Total
Design						\$0.00
Building and Improvements						\$0
Vehicles	55000					\$55,000
Machinery and Equipment						\$0
Furniture and Fixtures						\$0
Infrastructure/Land						\$0
Totals	\$55,000		\$0	\$0	\$0	\$55,000

**Town of Westwood
Fiscal Years 2016 - 2020
Capital Budget Request**

1. Department	DPW – Highway/Grounds/Fleet	5. Project Cost	\$165,000.00
2. Prepared By	Todd Korchin	6. Project Reference No.	16Fleet-02
3. Date	August 4, 2014	7. FY16 Priority #	2 out of 3 Requests
4. Project Title	One Heavy Duty Dump Truck, Sander, and Plow (Truck 12)	8. Previously Requested? Yes X No	If so, what year? 2013

9. Capital Request Description and Justification

Heavy Duty Dump Truck, Sander, and Plow. Used during the winter for plowing and sanding operations. Used throughout the year as part of the day to day operations for hauling sand, sweepings, loam, stone, gravel, etc. The current vehicle is a 2005 Model and is not reliable, safe, efficient, or cost effective. This vehicle is overdue for replacement.

10. Funding Source (i.e., grants, state programs, trade-in, etc.)

Trade 2005 International Dump Truck – Truck 12

11. Impact on Annual Operating Budget

Reduces maintenance costs

12. Capital Cost Summary

Category	FY2016	FY2017	FY2018	FY2019	FY2020	Total
Design						\$0.00
Building and Improvements						\$0
Vehicles	165000					\$165,000
Machinery and Equipment						\$0
Furniture and Fixtures						\$0
Infrastructure/Land						\$0
Totals	\$165,000	\$0	\$0	\$0	\$0	\$165,000

**Town of Westwood
Fiscal Years 2016 - 2020
Capital Budget Request**

1.	Department	DPW – Highway/Grounds/Fleet	5.	Project Cost	\$40,000.00
2.	Prepared By	Todd Korchin	6.	Project Reference No.	16Fleet-03
3.	Date	August 4, 2014	7.	FY16 Priority # 3 out of 3 Requests	
4.	Project Title	Asphalt Hot Box Trailer	8.	Previously Requested? Yes No xxx If so, what year?	

9. Capital Request Description and Justification

Asphalt Hot Box Trailer Unit. This unit can be utilized 365 days a year. Each day crews can pick-up asphalt and have it loaded into this heated unit. This is critical in that the asphalt will maintain proper adhering temperatures prior to application. This is extremely beneficial in the cooler months when dealing with potholes or patches.

10. Funding Source (i.e., grants, state programs, trade-in, etc.)

11. Impact on Annual Operating Budget

Reduces maintenance costs

12. Capital Cost Summary

Category	FY2016	FY2017	FY2018	FY2019	FY2020	Total
Design						\$0.00
Building and Improvements						\$0
Vehicles	\$40,000					\$40,000
Machinery and Equipment						\$0
Furniture and Fixtures						\$0
Infrastructure/Land						\$0
Totals	\$40,000	\$0	\$0	\$0	\$0	\$40,000

**Town of Westwood
Fiscal Years 2016 - 2020
Capital Budget Request**

1. Department	DPW – Highway/Grounds/Fleet	5. Project Cost	\$200,000.00
2. Prepared By	Todd Korchin	6. Project Reference No.	17Fleet-01
3. Date	August 4, 2014	7. FY17 Priority #	1 out of 2 Requests
4. Project Title	1-3 Yard Loader (L2)	8. Previously Requested? Yes X No	If so, what year? 2013

9. Capital Request Description and Justification

Replacement of a 3 Yard Loader used in all functions of Public Works. The current loader is a 2006 Model that is not cost effective with repair costs rising and the residual value decreasing. This vehicle is overdue for replacement.

10. Funding Source (i.e., grants, state programs, trade-in, etc.)

Trade 2006 John Deere 624 Loader

11. Impact on Annual Operating Budget

Reduces maintenance costs

12. Capital Cost Summary

Category	FY2016	FY2017	FY2018	FY2019	FY2020	Total
Design						\$0.00
Building and Improvements						\$0
Vehicles		200000				\$200,000
Machinery and Equipment						\$0
Furniture and Fixtures						\$0
Infrastructure/Land						\$0
Totals	\$0	\$200,000		\$0	\$0	\$200,000

**Town of Westwood
Fiscal Years 2016 - 2020
Capital Budget Request**

1. Department	DPW – Highway/Grounds/Fleet	5. Project Cost	\$65,000.00
2. Prepared By	Todd Korchin	6. Project Reference No.	17Fleet-02
3. Date	August 4, 2014	7. FY17 Priority #	2 out of 2 Requests
4. Project Title	1 One Ton Dump Truck (Truck 15)	8. Previously Requested? Yes X No	If so, what year? 2013

9. Capital Request Description and Justification

One Ton Dump Truck. Used during the winter season for plowing and throughout the year as part of the day to day operations for hauling sand, sweepings, loam, stone, gravel, etc. The current vehicle is a 2006 Model and is not safe, reliable, efficient or cost effective to keep in the current fleet. Each year the repair costs are rising while the residual value is decreasing. This truck is overdue for replacement.

10. Funding Source (i.e., grants, state programs, trade-in, etc.)

Trade One ton Dump Truck – Truck #15

11. Impact on Annual Operating Budget

Reduces maintenance costs

12. Capital Cost Summary

Category	FY2016	FY2017	FY2018	FY2019	FY2020	Total
Design						\$0.00
Building and Improvements						\$0
Vehicles		65000				\$65,000
Machinery and Equipment						\$0
Furniture and Fixtures						\$0
Infrastructure/Land						\$0
Totals	\$0	\$65,000	\$0	\$0	\$0	\$65,000

**Town of Westwood
Fiscal Years 2016 - 2020
Capital Budget Request**

1. Department	DPW –Highway/Grounds/Fleet	5. Project Cost	\$165,000.00
2. Prepared By	Todd Korchin	6. Project Reference No.	18Fleet-01
3. Date	August 4, 2014	7. FY18 Priority #	1 out of 3 Requests
4. Project Title	One Heavy Duty Dump Truck, Sander, and Plow (Truck 14)	8. Previously Requested? Yes X No	If so, what year? 2013

9. Capital Request Description and Justification

Heavy Duty Dump Truck, Sander and Plow. Used during the winter for plowing and sanding operations. Used throughout the year as part of the day to day operations for hauling sand, sweepings, loam, stone, gravel, etc. The current vehicle is a 2009 Model and is no longer reliable, safe, efficient, or cost effective. The body and cab area are developing rot and rust and the repair costs are increasing while the residual value is rapidly decreasing. This truck is overdue for replacement.

10. Funding Source (i.e., grants, state programs, trade-in, etc.)

Trade 2009 Truck & Plow – Truck 14

11. Impact on Annual Operating Budget

Reduces maintenance costs

12. Capital Cost Summary

Category	FY2016	FY2017	FY2018	FY2019	FY2020	Total
Design						\$0.00
Building and Improvements						\$0
Vehicles			165000			\$165,000
Machinery and Equipment						\$0
Furniture and Fixtures						\$0
Infrastructure/Land						\$0
Totals	\$0	\$0	\$165,000		\$0	\$165,000

**Town of Westwood
Fiscal Years 2016 - 2020
Capital Budget Request**

1. Department	DPW – Highway Division	5. Project Cost	\$135,000
2. Prepared By	Todd Korchin	6. Project Reference No.	18Fleet-02
3. Date	August 4, 2014	7. FY18 Priority #	2 out of 3 Requests
4. Project Title	Bombardier – Sidewalk Plow	8. Previously Requested? Yes X No	If so, what year? 2013

9. Capital Request Description and Justification

Bombardier Sidewalk Plow.

10. Funding Source (i.e., grants, state programs, trade-in, etc.)

Trade in 2004 Bombardier Unit

11. Impact on Annual Operating Budget

12. Capital Cost Summary

Category	FY2016	FY2017	FY2018	FY2019	FY2020	Total
Building and Improvements						\$0
Vehicles			135000			\$135,000
Machinery and Equipment						\$0
Furniture and Fixtures						\$0
Infrastructure/Land						\$0
Totals	\$0	\$0	\$135,000		\$0	\$135,000

**Town of Westwood
Fiscal Years 2016 - 2020
Capital Budget Request**

1. Department	DPW – Highway/Grounds/Fleet	5. Project Cost	\$65,000
2. Prepared By	Todd Korchin	6. Project Reference No.	18Fleet-03
3. Date	August 4, 2014	7. FY18 Priority #	3 out of 3 Requests
4. Project Title	Pickup Truck with Plow(Truck 7)	8. Previously Requested? Yes X No	If so, what year? 2013

9. Capital Request Description and Justification

One Pick-up Truck & Plow – Used year round in daily operation of Public works and during snow operation.

10. Funding Source (i.e., grants, state programs, trade-in, etc.)

Trade One 2007 Ford F-350 Pickup Truck

11. Impact on Annual Operating Budget

Reduction in repair/maintenance costs.

DPW FLEET

12. Capital Cost Summary

Category	FY2016	FY2017	FY2018	FY2019	FY2020	Total
Building and Improvements						\$0
Vehicles			65000			\$65,000
Machinery and Equipment						\$0
Furniture and Fixtures						\$0
Infrastructure/Land						\$0
Totals	\$0	\$0	\$65,000	\$0	\$0	\$65,000

**Town of Westwood
Fiscal Years 2016 - 2020
Capital Budget Request**

1. Department	DPW – Highway/Grounds/Fleet	5. Project Cost	\$65,000.00
2. Prepared By	Todd Korchin	6. Project Reference No.	19Fleet-01
3. Date	August 4, 2014	7. FY17 Priority #	1 out of 4 Requests
4. Project Title	(1) One Ton Dump Truck (Truck 9)	8. Previously Requested? Yes <input checked="" type="checkbox"/> No <input type="checkbox"/>	If so, what year? 2013

9. Capital Request Description and Justification

One Ton Dump Truck. Used during the winter season for plowing and throughout the year as part of the day to day operations for hauling sand, sweepings, loam, stone, gravel, etc. The current vehicle is a 2008 Model and is not safe, reliable, efficient or cost effective to keep in the current fleet. Each year the repair costs are rising while the residual value is decreasing. This truck is overdue for replacement.

10. Funding Source (i.e., grants, state programs, trade-in, etc.)

Trade One ton Dump Truck – Truck #9

11. Impact on Annual Operating Budget

Reduces maintenance costs

12. Capital Cost Summary

Category	FY2016	FY2017	FY2018	FY2019	FY2020	Total
Design						\$0.00
Building and Improvements						\$0
Vehicles				65000		\$65,000
Machinery and Equipment						\$0
Furniture and Fixtures						\$0
Infrastructure/Land						\$0
Totals	\$0	\$0	\$0	\$65,000	\$0	\$65,000

**Town of Westwood
Fiscal Years 2016 - 2020
Capital Budget Request**

1. Department	DPW – Highway/Grounds/Fleet	5. Project Cost	\$65,000.00
2. Prepared By	Todd Korchin	6. Project Reference No.	19Fleet-02
3. Date	August 4, 2014	7. FY17 Priority #	2 out of 4 Requests
4. Project Title	(1) One Ton Dump Truck (Truck 16)	8. Previously Requested? Yes <input checked="" type="checkbox"/> No <input type="checkbox"/>	If so, what year? 2013

9. Capital Request Description and Justification

One Ton Dump Truck. Used during the winter season for plowing and throughout the year as part of the day to day operations for hauling sand, sweepings, loam, stone, gravel, etc. The current vehicle is a 2008 Model and is not safe, reliable, efficient or cost effective to keep in the current fleet. Each year the repair costs are rising while the residual value is decreasing. This truck is overdue for replacement.

10. Funding Source (i.e., grants, state programs, trade-in, etc.)

Trade One ton Dump Truck – Truck #16

11. Impact on Annual Operating Budget

Reduces maintenance costs

12. Capital Cost Summary

Category	FY2016	FY2017	FY2018	FY2019	FY2020	Total
Design						\$0.00
Building and Improvements						\$0
Vehicles				65000		\$65,000
Machinery and Equipment						\$0
Furniture and Fixtures						\$0
Infrastructure/Land						\$0
Totals	\$0	\$0	\$0	\$65,000	\$0	\$65,000

**Town of Westwood
Fiscal Years 2016 - 2020
Capital Budget Request**

1. Department	DPW – Highway/Grounds/Fleet	5. Project Cost	\$65,000.00
2. Prepared By	Todd Korchin	6. Project Reference No.	19Fleet-03
3. Date	August 4, 2014	7. FY17 Priority #	3 out of 4 Requests
4. Project Title	(1) One Ton Dump Truck (Truck 32)	8. Previously Requested? Yes <input checked="" type="checkbox"/> No <input type="checkbox"/>	If so, what year? 2013

9. Capital Request Description and Justification

One Ton Dump Truck. Used during the winter season for plowing and throughout the year as part of the day to day operations for hauling sand, sweepings, loam, stone, gravel, etc. The current vehicle is a 2008 Model and is not safe, reliable, efficient or cost effective to keep in the current fleet. Each year the repair costs are rising while the residual value is decreasing. This truck is overdue for replacement.

10. Funding Source (i.e., grants, state programs, trade-in, etc.)

Trade One ton Dump Truck – Truck #32

11. Impact on Annual Operating Budget

Reduces maintenance costs

12. Capital Cost Summary

Category	FY2016	FY2017	FY2018	FY2019	FY2020	Total
Design						\$0.00
Building and Improvements						\$0
Vehicles				65000		\$65,000
Machinery and Equipment						\$0
Furniture and Fixtures						\$0
Infrastructure/Land						\$0
Totals	\$0	\$0	\$0	\$65,000	\$0	\$65,000

**Town of Westwood
Fiscal Years 2016 - 2020
Capital Budget Request**

1. Department	DPW – Highway/Grounds/Fleet	5. Project Cost	\$125,000.00
2. Prepared By	Todd Korchin	6. Project Reference No.	19Fleet-04
3. Date	August 4, 2014	7. FY15 Priority #	4 out of 4 Requests
4. Project Title	Front End Loader Backhoe (JCB2)	8. Previously Requested? Yes No If so, what year? 2013	

9. Capital Request Description and Justification

Replacement of Backhoe/Front End Loader used in all functions of Public Works operation. A newer machine would be for more versatile than the current piece of machinery. This vehicle would assist the department in complying with regulations for off-street drainage, brooks and culvert maintenance. This vehicle would also participate in snow plowing/removal. The current machine has metal and body rot and increasing mechanical issues.

10. Funding Source (i.e., grants, state programs, trade-in, etc.)

Trade 2009 JCB (JCB 2)

11. Impact on Annual Operating Budget

Reduces Maintenance costs

12. Capital Cost Summary

Category	FY2016	FY2017	FY2018	FY2019	FY2020	Total
Design						\$0.00
Building and Improvements						\$0
Vehicles						\$0
Machinery and Equipment				125000		\$125,000
Furniture and Fixtures						\$0
Infrastructure/Land						\$0
Totals	\$0	\$0	\$0	\$125,000	\$0	\$125,000

**Town of Westwood
Fiscal Years 2016 - 2020
Capital Budget Request**

1. Department	DPW – Highway/Grounds/Fleet	5. Project Cost	\$60,000.00
2. Prepared By	Todd Korchin	6. Project Reference No.	20Fleet-01
3. Date	August 4, 2014	7. FY17 Priority #	1 out of 3 Requests
4. Project Title	(1) Utility Maintenance Van	8. Previously Requested? Yes <input type="checkbox"/> No <input checked="" type="checkbox"/>	If so, what year?

9. Capital Request Description and Justification

Utility Maintenance Van. This vehicle is utilized 365 days per year and function as a mobile maintenance unit for our fleet maintenance division.

10. Funding Source (i.e., grants, state programs, trade-in, etc.)

Trade One ton Dump Truck – Truck #55

11. Impact on Annual Operating Budget

Reduces maintenance costs

12. Capital Cost Summary

Category	FY2016	FY2017	FY2018	FY2019	FY2020	Total
Design						\$0.00
Building and Improvements						\$0
Vehicles					60000	\$60,000
Machinery and Equipment						\$0
Furniture and Fixtures						\$0
Infrastructure/Land						\$0
Totals	\$0	\$0	\$0	\$0	\$60,000	\$60,000

**Town of Westwood
Fiscal Years 2016 - 2020
Capital Budget Request**

1. Department	DPW – Highway Division	5. Project Cost	\$135,000
2. Prepared By	Todd Korchin	6. Project Reference No.	20Fleet-02
3. Date	August 4, 2014	7. FY20 Priority #	2 out of 3 Requests
4. Project Title	Bombardier – Sidewalk Plow	8. Previously Requested? Yes No X If so, what year?	

9. Capital Request Description and Justification

Bombardier Sidewalk Plow (B2).

10. Funding Source (i.e., grants, state programs, trade-in, etc.)

Trade in 2011 Bombardier Unit (B2)

11. Impact on Annual Operating Budget

12. Capital Cost Summary

Category	FY2016	FY2017	FY2018	FY2019	FY2020	Total
Building and Improvements						\$0
Vehicles					135000	\$135,000
Machinery and Equipment						\$0
Furniture and Fixtures						\$0
Infrastructure/Land						\$0
Totals	\$0	\$0	\$0		\$135,000	\$135,000

**Town of Westwood
Fiscal Years 2016 - 2020
Capital Budget Request**

1. Department	DPW – Highway/Grounds/Fleet	5. Project Cost	\$65,000.00
2. Prepared By	Todd Korchin	6. Project Reference No.	20Fleet-03
3. Date	August 4, 2014	7. FY17 Priority #	3 out of 3 Requests
4. Project Title	(1) One Ton Dump Truck (Truck 29)	8. Previously Requested? Yes <input type="checkbox"/> No <input checked="" type="checkbox"/>	If so, what year?

9. Capital Request Description and Justification

One Ton Dump Truck. Used during the winter season for plowing and throughout the year as part of the day to day operations for hauling sand, sweepings, loam, stone, gravel, etc. The current vehicle is a 2008 Model and is not safe, reliable, efficient or cost effective to keep in the current fleet. Each year the repair costs are rising while the residual value is decreasing. This truck is overdue for replacement.

10. Funding Source (i.e., grants, state programs, trade-in, etc.)

Trade Truck 29

11. Impact on Annual Operating Budget

Reduces maintenance costs

12. Capital Cost Summary

Category	FY2016	FY2017	FY2018	FY2019	FY2020	Total
Design						\$0.00
Building and Improvements						\$0
Vehicles					65000	\$65,000
Machinery and Equipment						\$0
Furniture and Fixtures						\$0
Infrastructure/Land						\$0
Totals	\$0	\$0	\$0	\$0	\$65,000	\$65,000

**Town of Westwood
Fiscal Years 2016 - 2020
Capital Budget Request**

1. Department	Fire	5. Project Cost	\$151,050
2. Prepared By	Chief Scoble	6. Project Reference No.	Fire-1
3. Date	8/22/14	7. FY16 Priority #	1 out of 8 Requests
4. Project Title	Ladder Truck	8. Previously Requested?	Yes <input checked="" type="checkbox"/> No <input type="checkbox"/> If so, what year? FY13, FY14

9. Capital Request Description and Justification

This will be the third of five payments to complete the purchase of the "quint" ladder truck.

10. Funding Source (i.e., grants, state programs, trade-in, etc.)

11. Impact on Annual Operating Budget

12. Capital Cost Summary

Category	FY2016	FY2017	FY2018	FY2019	FY2020	Total
Building and Improvements						\$0
Vehicles	151,050	151,050	151,050			\$453,150
Machinery and Equipment						\$0
Furniture and Fixtures						\$0
Infrastructure/Land						\$0
Totals	\$151,050	\$151,050	\$151,050	\$0		\$453,150

**Town of Westwood
Fiscal Years 2016-2020
Capital Budget Request**

1. Department	Fire	5. Project Cost	\$1,000,000
2. Prepared By	Chief Scoble	6. Project Reference No.	Fire-2
3. Date	08/22/14	7. FY16 Priority #	2 out of 8 Requests
4. Project Title	Replace Engines (2)	8. Previously Requested? Yes <input type="checkbox"/> No <input checked="" type="checkbox"/>	If so, what year?

In 2016 the two front line engines will have reached the end of their service lives. The funding is for \$500,000 for each engine. At this time, Engine 2 has 98,830 road miles, and will become increasingly active with the completion of University Station. Engine 5 will be retained as a reserve/backup vehicle. The current reserve/backup Engine 1, a 1991 model year, will be traded in.

10. Funding Source (i.e., grants, state programs, trade-in, etc.)
Lease/Purchase arrangement
11. Impact on Annual Operating Budget
Reduces costly major repairs

12. Capital Cost Summary

Category	FY2016	FY2017	FY2018	FY2019	FY2020	Total
Building and Improvements						\$0
Vehicles	1,000,000					\$1,000,000
Machinery and Equipment						\$0
Furniture and Fixtures						\$0
Infrastructure/Land						\$0
Totals	\$1,000,000	\$0	\$0	\$0	\$0	\$1,000,000

**Town of Westwood
Fiscal Years 2016 - 2020
Capital Budget Request**

1. Department	Fire	5. Project Cost	\$45,000.
2. Prepared By	Chief Scoble	6. Project Reference No.	Fire-3
3. Date	08/22/14	7. FY16 Priority #	3 out of 8 Requests
4. Project Title	Shift Command Vehicle	8. Previously Requested? Yes <input type="checkbox"/> No <input checked="" type="checkbox"/>	If so, what year? Annual Request

9. Capital Request Description and Justification

Funds are requested for the regular replacement of the Shift Commanders Vehicle. This vehicle is a full size SUV that is used by the on duty Captain for emergency response, inspections and all other daily duties. It is also used as a mobile command post. A large amount of equipment for emergency response and incident command is carried in the vehicle. This vehicle is normally cycled out after 5 years of use. The current vehicle is a 2010 model year placed in service in 2009. The funds requested include warning lights, radio transfers and other required equipment.

10. Funding Source (i.e., grants, state programs, trade-in, etc.)

11. Impact on Annual Operating Budget
Will reduce future costs.

12. Capital Cost Summary

Category	FY2016	FY2017	FY2018	FY2019	FY2020	Total
Building and Improvements						\$0
Vehicles						\$0
Machinery and Equipment	45,000					\$45,000
Furniture and Fixtures						\$0
Infrastructure/Land						\$0
Totals	\$45,000	\$0	\$0	\$0	\$0	\$45,000

**Town of Westwood
Fiscal Years 2016 - 2020
Capital Budget Request**

1. Department	Fire	5. Project Cost	\$325,000
2. Prepared By	Chief Scoble	6. Project Reference No.	Fire-8
3. Date	08/22/14	7. FY16 Priority #	N/A out of 8 Requests
4. Project Title	Replace Ambulance	8. Previously Requested?	Yes <input type="checkbox"/> No <input checked="" type="checkbox"/>
		If so, what year?	

Funding for the regularly scheduled replacement of the front line ambulance. The current front line ambulance will have reached its five year mark, and will be moved back to secondary status.

10. Funding Source (i.e., grants, state programs, trade-in, etc.)
Ambulance Account

11. Impact on Annual Operating Budget
Reduces maintenance costs and down time

12. Capital Cost Summary

Category	FY2016	FY2017	FY2018	FY2019	FY2020	Total
Building and Improvements						\$0
Vehicles					325,000	\$325,000
Machinery and Equipment						\$0
Furniture and Fixtures						\$0
Infrastructure/Land						\$0
Totals	\$0	\$0	\$0	\$0	\$325,000	\$325,000

**Town of Westwood
Fiscal Years 2016 - 2020
Capital Budget Request**

1. Department	Fire	5. Project Cost	\$20,000
2. Prepared By	Chief Scoble	6. Project Reference No.	Fire-4
3. Date	08/22/14	7. FY16 Priority #	4 out of 8 Requests
4. Project Title	Turnout Gear Replacement	8. Previously Requested? Yes <input type="checkbox"/> No <input checked="" type="checkbox"/>	If so, what year?

9. Capital Request Description and Justification

Compliance with OSHA and NFPA regulations requires constant upgrading of equipment. Recent changes to the standards now require turnout gear more than 10 years old must be removed from service. Standards also require that each firefighter must have 2 sets of turnout gear – this allows a firefighter to have a spare set if the primary set is contaminated, wet, or out of service for cleaning or repair. The more senior firefighters are now in the position of having turnout gear in excess of 10 years old, and some newer members have spare gear in excess of the age limit. By replacing a portion of the gear each year for the next few years, a staggering of future replacements can be instituted, a large, one time capital purchase can be avoided, and the Department can be in compliance with national standards.

The proposal is to purchase 10 new units at the cost of \$2000/ set.

10. Funding Source (i.e., grants, state programs, trade-in, etc.)

11. Impact on Annual Operating Budget

Eliminates large one time capital outlays and staggers replacement dates.

12. Capital Cost Summary

Category	FY2016	FY2017	FY2018	FY2019	FY2020	Total
Building and Improvements						\$0
Vehicles						\$0
Machinery and Equipment	20,000	21,000	22,000	11,500	12,000	\$86,500
Furniture and Fixtures						\$0
Infrastructure/Land						\$0
Totals	\$20,000	\$21,000	\$22,000	\$11,500	\$12,000	\$86,500

**Town of Westwood
Fiscal Years 2016 - 2020
Capital Budget Request**

1. Department	Fire	5. Project Cost	\$34,000
2. Prepared By	Chief Scoble	6. Project Reference No.	Fire-5
3. Date	08/22/14	7. FY16 Priority #	5 out of 8 Requests
4. Project Title	Rescue Equipment	8. Previously Requested? Yes <input checked="" type="checkbox"/> No <input type="checkbox"/>	If so, what year? Annually

This request is to purchase specialized rescue equipment as part of an ongoing program for the department to be properly equipped to safely and efficiently rescue entrapped or endangered persons from vehicles, confined spaces, trenches, high angle, ice or water. This is normally an annual request to maintain and expand the Department's specialized equipment, however this year additional funds are requested to make major purchases to keep pace with changing technologies. Most important in this request are the funds requested to replace the department's automobile extrication equipment. The new, lighter, higher strength steel being used in today's automobiles exceeds the abilities of our current cutters and spreaders. Also, the Departments Thermal Imaging Cameras are becoming dated, and a systematic replacement needs to be started. Funds are also requested to replace other outdated equipment.

Extrication Tool System	\$17,000
Misc. Rescue Equipment	\$ 3,500
Thermal Imaging Camera	<u>\$11,500</u>
	\$32,000

10. Funding Source (i.e., grants, state programs, trade-in, etc.)
Ambulance Account

11. Impact on Annual Operating Budget

12. Capital Cost Summary

Category	FY2016	FY2017	FY2018	FY2019	FY2020	Total
Building and Improvements						\$0
Vehicles	32,000	32,000	18,000	18,000	18,000	\$118,000
Machinery and Equipment						\$0
Furniture and Fixtures						\$0
Infrastructure/Land						\$0
Totals	\$32,000	\$32,000	\$18,000	\$18,000	\$18,000	\$118,000

**Town of Westwood
Fiscal Years 2016 - 2020
Capital Budget Request**

1. Department	Fire	5. Project Cost	\$24,150
2. Prepared By	Chief Scoble	6. Project Reference No.	Fire-6
3. Date	08/22/14	7. FY16 Priority #	6 out of 8 Requests
4. Project Title	SCBA Upgrade and Replacement	8. Previously Requested? Yes <input checked="" type="checkbox"/> No <input type="checkbox"/>	If so, what year? Annually

9. Capital Request Description and Justification

Compliance with OSHA and NFPA regulations requires constant upgrading of S.C.B.A (Self Contained Breathing Apparatus). This regular replacement program is enabling the Fire Department to spread the cost over a number of years with a total end dollar cost less than a required one-time purchase. It also allows the purchase of upgrades as technology improves. Due to a new standard effective 7/1/13, the technological upgrades have significantly increased the per unit cost.

The Department has completed the upgrade of the SCBA units that are able to be upgraded, it is now appropriate to begin the replacement of the units that are more than 20 years old and can not be upgraded to current technology. The new units have added features including the ability to be electronically tracked and located inside structures, compatibility with the requirements for Chemical, Biological, Radiological, and Etiological hazards, and Rapid Intervention connectors to facilitate firefighter rescue. The units purchased this year will be placed on the first due engine.

The proposal is to purchase 5 new units at the cost of \$6230/ unit.

10. Funding Source (i.e., grants, state programs, trade-in, etc.)

11. Impact on Annual Operating Budget

Reduces maintenance costs and eliminates large one time capital outlays

12. Capital Cost Summary

Category	FY2016	FY2017	FY2018	FY2019	FY2020	Total
Building and Improvements						\$0
Vehicles						\$0
Machinery and Equipment	31,250	31,500	31,500	31,750	25,500	\$151,500
Furniture and Fixtures						\$0
Infrastructure/Land						\$0
Totals	\$31,250	\$31,500	\$31,500	\$31,750	\$25,500	\$151,500

**Town of Westwood
Fiscal Years 2016 - 2020
Capital Budget Request**

1. Department	Fire	5. Project Cost	\$8,200.
2. Prepared By	Chief Scoble	6. Project Reference No.	Fire-7
3. Date	08/22/14	7. FY16 Priority #	7 out of 8 Requests
4. Project Title	Radio Upgrade and Replacement	8. Previously Requested? Yes <input checked="" type="checkbox"/> No <input type="checkbox"/>	If so, what year? Annual Request

9. Capital Request Description and Justification

1. Fourteenth year of multi-year project-purchase of portable radios to continue normal rotation "out of service" of more costly, maintenance problem radios. By establishing a perpetual radio replacement program, costs can be better controlled and radios will always be state of the art technology.

In FY07, a federal grant was awarded to the Fire Department to replace outdated radio equipment. The grant for \$101,415, coupled with a town match amount of \$5,337, allowed for the replacement of most of the department's radio infrastructure.

2. Funds are requested this year to place older portable radios on the new ladder truck.

10. Funding Source (i.e., grants, state programs, trade-in, etc.)

11. Impact on Annual Operating Budget
Will reduce future costs.

12. Capital Cost Summary

Category	FY2016	FY2017	FY2018	FY2019	FY2020	Total
Building and Improvements						\$0
Vehicles						\$0
Machinery and Equipment	8200	8400	8600	8800	9000	\$43,000
Furniture and Fixtures						\$0
Infrastructure/Land						\$0
Totals	\$8,200	\$8,400	\$8,600	\$8,800	\$9,000	\$43,000

**Town of Westwood
Fiscal Years 2016 - 2020
Capital Budget Request**

1.	Department	Information Technology	5.	Project Cost	75,000
2.	Prepared By	Donna McClellan	6.	Project Reference No.	IT-1
3.	Date	August 22, 2014	7.	FY15 Priority #	1 out of 1 Requests
4.	Project Title		8.	Previously Requested? Yes <input checked="" type="checkbox"/> No <input type="checkbox"/>	If so, what year? recurring

9. Capital Request Description and Justification

This is a recurring capital request which includes the replacement of existing computer equipment, the purchase of new equipment, and the introduction of new technological resources for end users. The IT department currently supports over 250 users with over 200 computers, 17 servers (9 in a virtualized environment) and over 100 networked and local printers. A summary of the current inventory is attached. The following is a justification for the request including descriptions of new and/or upgrades to technology:

- The IT Department replaces approximately 25% of the computer inventory each year. We target the 45 – 50 oldest and most vulnerable hardware devices for replacement. We have found this replacement schedule to be appropriate so that the equipment is replaced before a failure occurs. The cost for these replacements are estimated to be \$30,000
- The advances in software functionality and the increased use of technology have created a continuous need for improved hardware. This increased need as well as equipment failures require the unscheduled replacement of hardware.
- The network infrastructure is crucial to the continuation of the Town operations. A schedule of regular replacements and enhancements to network infrastructure will ensure upgraded performance, reduced maintenance and increased reliability, The following work is planned for in FY 2015:
 - Replace aging server which contains 6 virtual servers
 - Migrate email to a hosted exchange environment
 - Migrate all existing Windows 2003 servers to Windows 2012 architecture

This work is estimated to be \$30,000

- A document management solution is planned for implementation in FY 2015. This solution will provide a way to centrally manage documents, provide data security, control data access and provide disaster recovery protection. All active documents will be entered into the document management program as they are prepared new and/or modified. However we plan to implement a phased program to scan older documents into the program. We anticipate that each year a cost of \$10,000 will be needed to support this phased scanning program.

- Upgrade existing fire department ambulance software, servers and Panasonic toughbooks for use in ambulances. The existing hardware and software is over 8 years old and should be replaced. Based on discussions and estimates provided by the software vendor, it is expected that the cost will be \$15,000 for this upgrade including purchase and setup of 2 new servers, purchase of necessary server and client licenses, and configuration of our firewall to allow for remote access to software.

This upgrade also includes the setup of a web server which will allow our Medical Director as well as our AQ/QI form access to our EMS calls any time they have a question. This will provide the ability to follow-up on the patient's condition, treatment and prognosis. In addition, the web server will allow our billing agent the ability to directly retrieve updated calls which will speed up the billing process. Additionally, it will provide emergency room personnel quicker access to a patient run sheet remotely as well. All of the access is controlled via usernames, passwords and permissions controlled by the Fire Department personnel

10. Funding Source (i.e., grants, state programs, trade-in, etc.) None

11. Impact on Annual Operating Budget None

12. Capital Cost Summary

Category	FY2016	FY2017	FY2018	FY2019	FY2020	Total
Building and Improvements						\$0
Vehicles						\$0
Machinery and Equipment						\$0
Furniture and Fixtures						\$0
Infrastructure/Land	75000	75000	75000	75000	75000	\$375,000
Totals	\$75,000	\$75,000	\$75,000	\$75,000	\$75,000	\$375,000

**Town of Westwood
Fiscal Years 2016 - 2020
Capital Budget Request**

1.	Department	Police Department	5.	Project Cost	\$147,250
2.	Prepared By	Chief Jeffrey P. Silva	6.	Project Reference No.	Police 1
3.	Date	August 19, 2014	7.	FY14 Priority # 1 out of 4 Requests	
4.	Project Title	Replacement of Police Vehicles	8.	Previously Requested? Yes <input checked="" type="checkbox"/> No <input type="checkbox"/> If so, what year?	

9. Capital Request Description and Justification

The Police Department has been involved with a rotational program for its police cruisers for more than 15 years. Prior to going into the rotational program, the department would purchase nine cruisers every other year. The rotational program has served to keep the police cruisers for a longer period of time, and has resulted in a net reduction in the number of cruisers that had to be purchased prior to the institution of the rotational program.

Aging police vehicles no longer adequate for emergency use may be transferred to other town departments if they are eligible vehicles or through trade-in/sale the residual value may be used to offset other related costs.

10. Funding Source (i.e., grants, state programs, trade-in, etc.)

Trade-in of older vehicles

11. Impact on Annual Operating Budget

Reduce maintenance and fuel costs

12. Capital Cost Summary

Category	FY2016	FY2017	FY2018	FY2019	FY2020	Total
Building and Improvements						\$0
Vehicles	147,250	154,050	162,250	169,500	177,500	\$810,550
Machinery and Equipment						\$0
Furniture and Fixtures						\$0
Infrastructure/Land						\$0
Totals	\$147,250	\$154,050	\$162,250	\$169,500	\$177,500	\$810,550

**Town of Westwood
Fiscal Years 2016 - 2020
Capital Budget Request**

1. Department	Police Department	5. Project Cost	\$10,000
2. Prepared By	Chief Jeffrey P. Silva	6. Project Reference No.	Police 2
3. Date	August 19, 2014	7. FY14 Priority # 2 out of 4 Requests	
4. Project Title	Bulletproof Vest Replacement	8. Previously Requested? Yes <input type="checkbox"/> No <input checked="" type="checkbox"/>	If so, what year?

9. Capital Request Description and Justification

The Police Department has a contractual and moral obligation to outfit its officers with bulletproof vests. Bulletproof vests have a useable life of 5 years, but in the past they were purchased lump sum with Homeland Security Grant money in 2011. The Police Department has never had a rotational program for the replacement of its bulletproof vest as it has had with police vehicles. Now that there is no grant money available, the Police Department should be on a rotational replacement program to minimize cost to the Town. This will allow the Town to budget and distribute the costs over a 5 year period than being forced to make a costly single purchase.

10. Funding Source (i.e., grants, state programs, trade-in, etc.)

Partial. No guaranteed grant funding is available, however the federal government MAY at its discretion depending on available funding, reimburse the Town for 50% of the cost AFTER the Town shows proof of purchase.

11. Impact on Annual Operating Budget

Allows for means to fulfill contractual obligations under CBA while maintaining budget for general operating expenses.

12. Capital Cost Summary

Category	FY2016	FY2017	FY2018	FY2019	FY2020	Total
Building and Improvements						\$0
Vehicles						\$0
Machinery and Equipment	10000	10000	10000	10000	10000	\$50,000
Furniture and Fixtures						\$0
Infrastructure/Land						\$0
Totals	\$10,000	\$10,000	\$10,000	\$10,000	\$10,000	\$50,000

**Town of Westwood
Fiscal Years 2016 - 2020
Capital Budget Request**

1.	Department	Police Department	5.	Project Cost	\$7,500
2.	Prepared By	Chief Jeffrey P. Silva	6.	Project Reference No.	Police 3
3.	Date	August 19, 2014	7.	FY14 Priority # 3 out of 4 Requests	
4.	Project Title	Booking Camera/DVR Replacement	8.	Previously Requested? Yes <input type="checkbox"/> No <input checked="" type="checkbox"/> If so, what year?	

9. Capital Request Description and Justification

The Police is required to audio and video record all questioning that takes place in custody by Massachusetts law. In addition, the Police Department conforms with best practices for risk management by recording all subjects in police custody to attempt to minimize false allegations of mistreatment and thereby avoid frivolous litigation. Lastly, booking prisoners is a high risk activity that can be monitored via camera to help ensure officer safety. The current system is not properly functioning and has resulted in dismissal of charges based on its failure to perform. While some of the camera equipment can be reused to save money, the recording component of the system is not working properly and cannot be repaired. It must be replaced.

10. Funding Source (i.e., grants, state programs, trade-in, etc.)

None. In the past, there was federal homeland security money available for this purpose. Such has not been the case for the last several years.

11. Impact on Annual Operating Budget

None.

12. Capital Cost Summary

Category	FY2016	FY2017	FY2018	FY2019	FY2020	Total
Building and Improvements	7500					\$7,500
Vehicles						\$0
Machinery and Equipment						\$0
Furniture and Fixtures						\$0
Infrastructure/Land						\$0
Totals	\$7,500	\$0	\$0	\$0	\$0	\$7,500

**Town of Westwood
Fiscal Years 2016 - 2020
Capital Budget Request**

1.	Department	Police Department	5.	Project Cost	\$10,000
2.	Prepared By	Chief Jeffrey P. Silva	6.	Project Reference No.	Police 4
3.	Date	August 19, 2014	7.	FY14 Priority # 4 out of 4 Requests	
4.	Project Title	Traffic Cameras	8.	Previously Requested? Yes <input type="checkbox"/> No <input checked="" type="checkbox"/> If so, what year?	

9. Capital Request Description and Justification

The Police Department only two traffic safety and security cameras in the town. This number is dramatically lower to many comparable communities and contrary to the recommendations and best-practices of the law enforcement industry. Cameras installed in critical areas spread across multiple years will allow for the more efficient monitoring of the significantly high traffic flow in town and allow the Police Department to deploy resources accordingly in a more efficient manner based on real-time data.

Cameras will also provide enhanced security, evidence gathering and act as a force multiplier to allow officers and dispatchers to monitor the town in a more comprehensive manner with minimal manpower rather than requiring multiple more officers to cover the same territory.

10. Funding Source (i.e., grants, state programs, trade-in, etc.)

None. In the past, there was federal homeland security money available for this purpose. Such has not been the case for the last several years.

11. Impact on Annual Operating Budget

After the initial purchase, software and maintenance costs run approximately \$1,500 per year.

12. Capital Cost Summary

Category	FY2016	FY2017	FY2018	FY2019	FY2020	Total
Building and Improvements	10000					\$10,000
Vehicles						\$0
Machinery and Equipment						\$0
Furniture and Fixtures						\$0
Infrastructure/Land						\$0
Totals	\$10,000	\$0	\$0	\$0	\$0	\$10,000

**Town of Westwood
Fiscal Years 2016 - 2020
Capital Budget Request**

1. Department	Recreation - Aquatics	5. Project Cost	\$172,000
2. Prepared By	Susan M. Perry	6. Project Reference No.	AQUA
3. Date	August 25, 2014	7. FY16 Priority # out of Requests	
4. Project Title	Aquatics Summary	8. Previously Requested? Yes <input type="checkbox"/> No <input type="checkbox"/> If so, what year?	

9. Capital Request Description and Justification

1. 1 of 4 Ultraviolet Sanitation System
2. 2 of 4 Bench Project
3. 3 of 4 Pool Pak Heat, Ventilation, Dehumidification System Replacement
4. 4 of 4 Acoustic Panels for Pool Walls/Ceiling

10. Funding Source (i.e., grants, state programs, trade-in, etc.)

Town budget, Recreation revolving account, charitable contributions.

11. Impact on Annual Operating Budget

12. Capital Cost Summary

Category	FY2016	FY2017	FY2018	FY2019	FY2020	Total
Building and Improvements				50,000		\$50,000
Vehicles						\$0
Machinery and Equipment	35,000		100,000			\$135,000
Furniture and Fixtures	12,000					\$12,000
Infrastructure/Land						\$0
Totals	\$47,000	\$0	\$100,000	\$50,000	\$0	\$197,000

**Town of Westwood
Fiscal Years 2016 - 2020
Capital Budget Request**

1. Department	Recreation	5. Project Cost	\$35,000
2. Prepared By	Susan M. Perry	6. Project Reference No.	AQUA 1
3. Date	August 25, 2014	7. FY16 Priority #	4 out of 5 Requests
4. Project Title	Ultraviolet Sanitation System	8. Previously Requested?	Yes <input checked="" type="checkbox"/> No
			If so, what year? FY15

9. Capital Request Description and Justification

UV sanitation systems eliminate chlorine-resistant microorganisms, which are common causes of pool closures. These systems reproduce UV radiation inside light chambers via powerful lamps, which emit germicidal UV-C light that is used to disinfect pool. Facilities equipped with these systems consume fewer chemicals and allow sanitizers to be more effective. The reduction of the chemicals will reduce the corrosion in the pool area, including the rusting of the steel beams, and all other metal objects and structures in the area: ladders, lifeguard stand, door frames, doors, computers, sound system, dehumidification system, etc. The addition of the UV system will also significantly improve the air quality in the area. There will be a reduced incidence of swimming induced asthma.

10. Funding Source (i.e., grants, state programs, trade-in, etc.)

Recreation Revolving Fund

11. Impact on Annual Operating Budget

No impact.

12. Capital Cost Summary

Category	FY2016	FY2017	FY2018	FY2019	FY2020	Total
Building and Improvements						\$0
Vehicles						\$0
Machinery and Equipment	35,000					\$35,000
Furniture and Fixtures						\$0
Infrastructure/Land						\$0
Totals	\$35,000	\$0	\$0	\$0	\$0	\$35,000

**Town of Westwood
Fiscal Years 2016- 2020
Capital Budget Request**

1. Department	Recreation	5. Project Cost	\$12,000
2. Prepared By	Susan M. Perry	6. Project Reference No.	AQUA 2
3. Date	August 25, 2014	7. FY16 Priority #	1 out of 5 Requests
4. Project Title	Bench Project	8. Previously Requested?	Yes <input checked="" type="checkbox"/> No
			If so, what year? FY15

9. Capital Request Description and Justification

Currently, the pool deck benches are unused/discarded aluminum benches from the pool spectator area. These benches were originally discarded from the pool spectator area because they did not meet the code specific to handicapped companion seating. At the time of renovation, 2006, deck benches were not in the plans. The use of these benches was a quick fix for an unplanned need. The benches were designed to be bolted to the floor of the spectator area. At this time, the pool deck benches are anchored with sand bags. The goal is to purchase multipurpose storage benches made of recycled plastic. The current aluminum benches would then be cut down to meet the ADA standards from companion seating and bolted down in the spectator area.

10. Funding Source (i.e., grants, state programs, trade-in, etc.)

Recreation revolving account and dedicated donation from the parents of the Winter Swim Team.

11. Impact on Annual Operating Budget

No impact.

12. Capital Cost Summary

Category	FY2016	FY2017	FY2018	FY2019	FY2020	Total
Building and Improvements						\$0
Vehicles						\$0
Machinery and Equipment						\$0
Furniture and Fixtures	12,000					\$12,000
Infrastructure/Land						\$0
Totals	\$12,000	\$0	\$0	\$0	\$0	\$12,000

**Town of Westwood
Fiscal Years 2016 - 2020
Capital Budget Request**

1. Department	Recreation	5. Project Cost	\$30,000
2. Prepared By	Nicole Banks	6. Project Reference No.	REC 2
3. Date	8/22/14	7. FY16 Priority #	3 out of 5 Requests
4. Project Title	Construct Storage Facility	8. Previously Requested? Yes <input type="checkbox"/> No <input checked="" type="checkbox"/>	If so, what year?

9. Capital Request Description and Justification

The Recreation Department has several storage areas throughout sites where programming is conducted. The storage ranges from outside storage containers to borrowed space graciously provided by the school. The total amount of storage space is inadequate for the level of programming and event options offered to the community. Additionally the storage space is scattered in locations that are not always ideal and some of the outdoor storage can't be reached during the winter months. Westwood Day has emerged as a premier event for the Town and as we enter the third year of event organization the storage needs of this event put a strain on the other storage areas currently being used. The majority of storage need is at the WHS where the recreation office is located. In order to minimize the aesthetic and logistic impact to the school operation the recommended storage solution for this site (with school approval) is to add a bay to the existing storage garage at the school.

10. Funding Source (i.e., grants, state programs, trade-in, etc.)

Recreation revolving fund, Westwood day fund

11. Impact on Annual Operating Budget

No impact

12. Capital Cost Summary

Category	FY2016	FY2017	FY2018	FY2019	FY2020	Total
Building and Improvements	30000					\$30,000
Vehicles						\$0
Machinery and Equipment						\$0
Furniture and Fixtures						\$0
Infrastructure/Land						\$0
Totals	\$30,000	\$0	\$0	\$0	\$0	\$30,000

**Town of Westwood
Fiscal Years 2016 - 2020
Capital Budget Request**

1. Department	Recreation	5. Project Cost	\$55,000
2. Prepared By	Nicole Banks	6. Project Reference No.	REC 4
3. Date	8/28/14	7. FY17 Priority #	3 out of 4 Requests
4. Project Title	Refurbish Morrison Park (Islington) Basketball Court	8. Previously Requested? Yes <input checked="" type="checkbox"/> No <input type="checkbox"/>	If so, what year? FY15

9. Capital Request Description and Justification

Renovation of existing court. Court is very heavily used year round by the community, Westwood Youth Basketball & Westwood Recreation for community programs. The remainder of the park has been upgraded – this is the only remaining element for the park (other than the LL work on the reconstruction of the snack shack)

The current state of the court is deteriorating with a growing number of cracks, and deterioration (buckling) of the fence. The court is becoming unsafe, and not in keeping with the overall condition of this park, which has mostly been refurbished over the past couple of years.

The Public Safety Task Force is considering options for Fire Department facility rebuild at the site next to Morrison. There are potential impacts to the recreation facilities at this site so this project timeline is being moved back.

10. Funding Source (i.e., grants, state programs, trade-in, etc.)

Recreation revolving fund and outside funding

11. Impact on Annual Operating Budget

No anticipated effect on the operating budget, although lack of work will result in disuse and therefore reduction in revenue from programs run at the site.

12. Capital Cost Summary

Category	FY2016	FY2017	FY2018	FY2019	FY2020	Total
Building and Improvements						\$0
Vehicles						\$0
Machinery and Equipment						\$0
Furniture and Fixtures						\$0
Infrastructure/Land		\$55,000				\$55,000
Totals	\$0	\$55,000	\$0	\$0	\$0	\$55,000

**Town of Westwood
Fiscal Years 2016 - 2020
Capital Budget Request**

1. Department	Recreation	5. Project Cost	\$50,000
2. Prepared By	Susan M. Perry	6. Project Reference No.	AQUA 4
3. Date	August 25, 2014	7. FY19 Priority # 2 out of 3 Requests	
4. Project Title	Acoustic Panels for Pool	8. Previously Requested? Yes <input type="checkbox"/> No <input checked="" type="checkbox"/>	
		If so, what year?	

9. Capital Request Description and Justification

Upon completion of the pool renovation in November, 2006, the dropped ceiling had been removed and the roof deck and steel beams were exposed to accommodate the new ventilation system. As a result, the pool and the four cinder block walls create a drum-like affect. Hard surfaces give no place for sound waves to dissipate. The acoustics are very poor in the pool area. Beyond three feet, most vocal communication is unintelligible and most staff relies upon lip reading or hand signals. When teaching or coaching voice strain is quite common. Upon review of other local pool, some type of acoustical equipment: baffles, clouds, banners, panels, are in place. The acoustical equipment reduces the reverberation of sounds, thus providing a more tolerable and safe environment.

10. Funding Source (i.e., grants, state programs, trade-in, etc.)

Recreation revolving account

11. Impact on Annual Operating Budget

No impact.

12. Capital Cost Summary

Category	2016	2017	2018	2019	2020	Total
Building and Improvements				50,000		\$50,000
Vehicles						\$0
Machinery and Equipment						\$0
Furniture and Fixtures						\$0
Infrastructure/Land						\$0
Totals	\$0	\$0	\$0	\$50,000	\$0	\$50,000

**Town of Westwood
Fiscal Years 2016 - 2020
Capital Budget Request**

1. Department	Recreation	5. Project Cost	\$35,000
2. Prepared By	Nicole Banks	6. Project Reference No.	REC 6
3. Date	8/22/14	7. FY19 Priority #	1 out of 3 Requests
4. Project Title	Replace van	8. Previously Requested?	Yes <input checked="" type="checkbox"/> No <input type="checkbox"/> If so, what year? FY15

9. Capital Request Description and Justification

Replace the 2003 model 15-passenger van which currently has 40,100 miles.

The van is used by the Recreation Department to transport staff and participants to programs and events outside of Westwood and to move equipment/supplies to and from program/event locations. The van is also used regularly by the School Department for transporting small teams to events outside of Westwood (golf team), and by other Town Departments when they need to transport large numbers of employees or program participants outside of the community. During emergencies in the community the van is made available to the Emergency Management Director for his use or assignment.

The van is maintained by the Department of Public Works, and they do an excellent job. The safety and reliability of this vehicle is of paramount importance due to the fact that we are transporting youth from the community. The van is now 11 years old will need to be replaced within the next few years.

10. Funding Source (i.e., grants, state programs, trade-in, etc.)

Recreation revolving fund

11. Impact on Annual Operating Budget

Decrease in vehicle maintenance expense and probably in fuel costs because of having a newer vehicle.

12. Capital Cost Summary

Category	FY2016	FY2017	FY2018	FY2019	FY2020	Total
Building and Improvements						\$0
Vehicles				\$35,000		\$35,000
Machinery and Equipment						\$0
Furniture and Fixtures						\$0
Infrastructure/Land						\$0
Totals	\$0	\$0	\$0	\$35,000	\$0	\$35,000

**Town of Westwood
Fiscal Years 2016 - 2020
Capital Budget Request**

1.	Department	Town Clerk	5.	Project Cost	#34,975.00
2.	Prepared By	Dorothy A. Powers	6.	Project Reference No.	Town Clerk-1
3.	Date	8/22/2014	7.	FY16 Priority # 1	out of 1 Requests
4.	Project Title	Upgrading/Replacing existing election Equipment-Voting Tabulators	8.	Previously Requested? Yes <input type="checkbox"/> No <input checked="" type="checkbox"/>	If so, what year?

9. Capital Request Description and Justification

We have four voting precincts in Westwood. Each has its own Voting Tabulator, the Accu Vote. This equipment was purchased in 2001 and a spare unit was purchased in 2008. The parts will become obsolete within the next few years and any maintenance in the near future will be costly.

A new voting system, Image Cast Precinct (ICP) Tabulator has been approved in Massachusetts by William F. Galvin, Secretary of the Commonwealth on May 7, 2014. The advantages for purchasing this new equipment are as follows:

- ✓ The ICP is the latest in optical scan technology; the Accu Vote is based on 1980's technology.
- ✓ The ICP meets the highest level of state and federal voting standards, the AccuVote does not.
- ✓ When a new system is purchased it comes with a 2 year warranty included, saving the Town \$1000 annually for two years on maintenance.
- ✓ The memory cards will cost 30pct less than we currently pay
- ✓ Ongoing coding and ballot costs will remain the same as the Accu Vote
- ✓ The ICP is a proven system; there are over 100,000 units in use around the world.
- ✓ The ICP has a faster processing time than its competitors
- ✓ This system is designed to maximize accuracy and prevent fraud with new keys for entry, programmed in conjunction with new memory cards for each election.

Our Elections are administered efficiently and error free. This is possible through hardworking, dedicated staff and also reliable equipment. In order to continue to maintain this excellence, we need to assure our voters that we have the most up to date equipment that leaves no room for error. I believe it is time for an upgrade to stay current in the Election field.

10. Funding Source (i.e., grants, state programs, trade-in, etc.) Possible trade in credits depending on which company we choose to go with once we put the project out to bid. Poll receipts from the State may also be utilized for some of the expense

11. Impact on Annual Operating Budget: With new voting equipment we should see a significant savings for ongoing election expenses such as ballot printing, equipment maintenance and election programming.

12. Capital Cost Summary

Category	FY2016	FY2017	FY2018	FY2019	FY2020	Total
Building and Improvements						\$0
Vehicles						\$0
Machinery and Equipment						\$0
Furniture and Fixtures	34,975.00					\$34,975
Infrastructure/Land						\$0
Totals	\$34,975	\$0	\$0	\$0	\$0	\$34,975

**Town of Westwood
Fiscal Years 2016 - 2020
Capital Budget Request**

1.	Department	Westwood Public Schools	5.	Project Cost	\$500,000
2.	Prepared By	Heath A. Petracca	6.	Project Reference No.	SCH - 1
3.	Date	August 21, 2014	7.	FY16 Priority # 2 out of 7 Requests	
4.	Project Title	Technology – District wide	8.	Previously Requested? Yes <input checked="" type="checkbox"/> No <input type="checkbox"/>	

9. Capital Request Description and Justification

Funds for the School Department Instructional Technology Capital Plan are based on the current plan.

10. Funding Source (i.e., grants, state programs, trade-in, etc.)

11. Impact on Annual Operating Budget

12. Capital Cost Summary

Category	FY2011	FY2012	FY2013	FY2014	FY2015	Total
Other	800000	800000	800000	500000	500000	\$3,400,000
Building and Improvements						\$0
Vehicles						\$0
Machinery and Equipment						\$0
Furniture and Fixtures						\$0
Infrastructure/Land						\$0
Totals	\$800,000	\$800,000	\$800,000	\$500,000	\$500,000	\$3,400,000

**Town of Westwood
Fiscal Years 2016 - 2020
Capital Budget Request**

1. Department	Westwood Public Schools	5. Project Cost	\$325,000
2. Prepared By	Heath A. Petracca	6. Project Reference No.	SCH - 2
3. Date	August 21, 2014	7. FY16 Priority #	6 out of 7 Requests
4. Project Title	Furniture, Fixtures, Equipment	8. Previously Requested?	Yes <input checked="" type="checkbox"/> No <input type="checkbox"/>

9. Capital Request Description and Justification

Funds are required for the replacement of furnishings or for additional furnishings which result from enrollment increases, additional classroom set-ups, damage, or obsolescence.

The value of these non-fixed assets is estimated at \$6.5 million. Given a twenty year life cycle, this would require \$325,000 per year is needed just for replacement.

Should Westwood not begin the process of properly funding this item annually, extraordinary funding will be required to insure we have the FF&E to appropriately support the educational process.

10. Funding Source (i.e., grants, state programs, trade-in, etc.)

11. Impact on Annual Operating Budget

12. Capital Cost Summary

Category	FY2011	FY2012	FY2013	FY2014	FY2015	Total
Other	325000	325000	325000	325000	325000	\$1,625,000
Building and Improvements						\$0
Vehicles						\$0
Machinery and Equipment						\$0
Furniture and Fixtures						\$0
Infrastructure/Land						\$0
Totals	\$325,000	\$325,000	\$325,000	\$325,000	\$325,000	\$1,625,000

**Town of Westwood
Fiscal Years 2016 – 2020
Capital Budget Request**

1.	Department	Westwood Public Schools	5.	Project Cost	\$100,000
2.	Prepared By	Heath A. Petracca	6.	Project Reference No.	SCH – 3
3.	Date	August 21, 2014	7.	FY16 Priority # 4 out of 7 Requests	
4.	Project Title	HVAC and Controls	8.	Previously Requested? Yes <input checked="" type="checkbox"/> No <input type="checkbox"/>	

9. Capital Request Description and Justification

Funds for the School Department Capital Plan under the category of HVAC equipment upgrades and/or replacements and controls.

There are multiple projects that need to be completed throughout the elementary schools. The older buildings, Deerfield, Hanlon and the Sheehan need the most attention. Univents that need to be replaced, heating pipes that periodically leak and have to be replaced all impact the building environment and therefore the educational process.

Equipment failures cause us to rely on emergency repairs from our maintenance budget which therefore negatively impacts ordinary maintenance and our preventative maintenance programs.

10. Funding Source (i.e., grants, state programs, trade-in, etc.)

11. Impact on Annual Operating Budget

Annual maintenance costs rise significantly when trying to maintain the older equipment. Even with preventative maintenance, units fail and have to be replaced out of the maintenance budget which impacts the funding for preventative maintenance on other equipment.

12. Capital Cost Summary

Category	FY2011	FY2012	FY2013	FY2014	FY2015	Total
Other						
Building and Improvements	100000	100000	100000	100000	100000	\$500,000
Vehicles						\$0
Machinery and Equipment						\$0
Furniture and Fixtures						\$0
Infrastructure/Land						\$0
Totals	\$100,000	\$100,000	\$100,000	\$100,000	\$100,000	\$500,000

**Town of Westwood
Fiscal Years 2016 – 2020
Capital Budget Request**

1.	Department	Westwood Public Schools	5.	Project Cost	\$400,000
2.	Prepared By	Heath A. Petracca	6.	Project Reference No.	SCH – 4
3.	Date	August 21, 2014	7.	FY16 Priority # 1 out of 7 Requests	
4.	Project Title	Roofing	8.	Previously Requested? Yes <input checked="" type="checkbox"/> No <input type="checkbox"/>	

9. Capital Request Description and Justification

Funds for roof repair and/or replacement are based on School Department's prioritizing of the results of annually updated roof condition assessment. We were fortunate to receive capital monies to complete the replacement of the remaining roofs at the Middle School a few years ago. At Sheehan 5 out of the 9 roofs need to be replaced 18,000 sq ft at a cost of \$360,000. Both roofs at the Hanlon need to be replaced at a cost of \$750,000. The average life expectancy for a roof is 20 years, since there are approximately 400,000 square feet of roof for all seven school buildings that would mean at a replacement cost of \$20 per sq ft it, we would need to fund \$400,000 per year to keep up with roof replacements.

10. Funding Source (i.e., grants, state programs, trade-in, etc.)

11. Impact on Annual Operating Budget

Failure to maintain roofs impacts monies available for annual maintenance if it is needed to be directed to addressing leaks or other deterioration which may result in mold and indoor air quality issues. In addition, poorly maintained roofs waste energy.

12. Capital Cost Summary

Category	FY2011	FY2012	FY2013	FY2014	FY2015	Total
Other						\$0
Building and Improvements	378400	378400	378400	378400	378400	\$1,892,000
Vehicles						\$0
Machinery and Equipment						\$0
Furniture and Fixtures						\$0
Infrastructure/Land						\$0
Totals	\$378,400	\$378,400	\$378,400	\$378,400	\$378,400	\$1,892,000

**Town of Westwood
Fiscal Years 2016 - 2020
Capital Budget Request**

1. Department	Westwood Public Schools	5. Project Cost	\$350,000
2. Prepared By	Heath A. Petracca	6. Project Reference No.	SCH - 5
3. Date	August 21, 2014	7. FY16 Priority #	5 out of 7 Requests
4. Project Title	Repair and Maintenance Items	8. Previously Requested?	Yes <input checked="" type="checkbox"/> No <input type="checkbox"/>

9. Capital Request Description and Justification

Interior and exterior painting, floor covering replacement, heating and air conditioning equipment upgrades, door and hardware replacements, toilet partition and fixture replacement, paving, minor building interior modifications.

10. Funding Source (i.e., grants, state programs, trade-in, etc.)

11. Impact on Annual Operating Budget

12. Capital Cost Summary

Category	FY2011	FY2012	FY2013	FY2014	FY2015	Total
Other						\$0
Building and Improvements	350000	350000	350000	350000	350000	\$1,750,000
Vehicles						\$0
Machinery and Equipment						\$0
Furniture and Fixtures						\$0
Infrastructure/Land						\$0
Totals	\$350,000	\$350,000	\$350,000	\$350,000	\$350,000	\$1,750,000

**Town of Westwood
Fiscal Years 2016 - 2020
Capital Budget Request**

1.	Department	Westwood Public Schools	5.	Project Cost	\$ 95,000
2.	Prepared By	Heath A. Petracca	6.	Project Reference No.	SCH - 6
3.	Date	August 21, 2014	7.	FY16 Priority # 3 out of 7 Requests	
4.	Project Title	Copiers	8.	Previously Requested? Yes <input checked="" type="checkbox"/> No <input type="checkbox"/>	

9. Capital Request Description and Justification

Replacement of copiers and/or leases for copier equipment. The Westwood Public Schools utilize copiers across all classes in lieu of workbooks and the like. This insures not only customized materials but timely materials. The current inventory, age of equipment, and copies made and using a four year useful life for copiers we have determined our needs. Again, the building renovation projects have helped over the past few years to address this item in the Capital Budget. Based on this analysis, we replace approximately \$95,000 in copiers annually.

10. Funding Source (i.e., grants, state programs, trade-in, etc.)

11. Impact on Annual Operating Budget

12. Capital Cost Summary

Category	FY2011	FY2012	FY2013	FY2014	FY2015	Total
Other	95000	95000	95000	95000	95000	\$475,000
Building and Improvements						\$0
Vehicles						\$0
Machinery and Equipment						\$0
Furniture and Fixtures						\$0
Infrastructure/Land						\$0
Totals	\$95,000	\$95,000	\$95,000	\$95,000	\$95,000	\$475,000

**Town of Westwood
Fiscal Years 2016 – 2020
Capital Budget Request**

1. Department	Westwood Public Schools	5. Project Cost	\$ 40,000
2. Prepared By	Heath A. Petracca	6. Project Reference No.	SCH - 7
3. Date	August 21, 2014	7. FY16 Priority #	7 out of 7 Requests
4. Project Title	Vehicles	8. Previously Requested?	Yes <input checked="" type="checkbox"/> No <input type="checkbox"/>

9. Capital Request Description and Justification

Funds are required for vehicle replacement. Custodial and maintenance vehicles are required to efficiently support staff in their efforts to maintain and prolong the useful life of our educational facilities. One of our trucks is now 11 years old and our boxed truck is 9 years old. By 2015 one or both will need to be replaced as these are used on a daily basis.

10. Funding Source (i.e., grants, state programs, trade-in, etc.)

11. Impact on Annual Operating Budget

12. Capital Cost Summary

Category	FY2011	FY2012	FY2013	FY2014	FY2015	Total
Other						\$0
Building and Improvements						\$0
Vehicles		24000			30000	\$54,000
Machinery and Equipment						\$0
Furniture and Fixtures						\$0
Infrastructure/Land						\$0
Totals	\$0	\$24,000	\$0	\$0	\$30,000	\$54,000

**Town of Westwood
Fiscal Years 2016 - 2020
Capital Budget Request**

1. Department	DPW-Sewer	5. Project Cost	1,250,000
2. Prepared By	Jeffrey Bina	6. Project Reference No.	16-SEW-01
3. Date	August 11, 2014	7. FY16 Priority #	1 out of 4 Requests
4. Project Title	Infiltration and Inflow Reduction	8. Previously Requested? Yes <input checked="" type="checkbox"/> No <input type="checkbox"/>	If so, what year? 2015

9. Capital Request Description and Justification

The Town's Existing Sewer infrastructure of pipes and manholes constructed over the past 50 years has reached a point where degradation of some of those original facilities are physically failing. One of the results of failing pipes and manholes is that groundwater infiltrates through cracks and separated joints. This increases sewage flow from Westwood's collection system into the MWRA's treatment system, increasing treatment costs and Westwood sewer rates.

The DPW Sewer Division continues to investigate the Town's sewer system with regards to Inflow/Infiltration Reduction and recommend improvements. Our consultant has prioritized the work with regards to reducing the highest levels of inflow/infiltration. The project costs presented could change as investigation is continued.

The DPW Sewer Division is requesting \$1,250,000 in total for the next five year CIP period. This request will rehabilitate a portion of the Town's sewer infrastructure to a like-new condition decreasing infiltration and inflow and decreasing Westwood's sewer treatment costs. Annual treatment costs are approximately \$2.3M.

10. Funding Source (i.e., grants, state programs, trade-in, etc.)

Capital funding

11. Impact on Annual Operating Budget

The reduction in flow to pump stations could help reduce the DPW Sewer Division's annual operating budget. The reduction in infiltration and inflow will help decrease Westwood sewer treatment costs during rain events.

12. Capital Cost Summary

Category	FY2016	FY2017	FY2018	FY2019	FY2020	Total
Design						
Building and Improvements						\$0
Vehicles						\$0
Machinery and Equipment						\$0
Furniture and Fixtures						\$0
Infrastructure/Land	250,000	250,000	250,000	250,000	250,000	\$1,250,000
Totals	\$250,000	\$250,000	\$250,000	\$250,000	\$250,000	\$1,250,000

**Town of Westwood
Fiscal Years 2016 - 2020
Capital Budget Request**

1. Department	DPW-Sewer	5. Project Cost	\$288,650
2. Prepared By	Jeffrey Bina	6. Project Reference No.	16-SEW-02
3. Date	August 11, 2013	7. FY16 Priority #	2 out of 4 Requests
4. Project Title	Immediate Upgrades to All Pump Stations	8. Previously Requested? Yes <input type="checkbox"/> No <input checked="" type="checkbox"/>	If so, what year

9. Capital Request Description and Justification

Upon assessment of our 10 sewer pumping stations, upgrades related to safety and equipment reliability were identified and prioritized to be immediately done.

Pumping facility failure could lead to sanitary sewer overflows that can pollute the environment, cause detrimental health issues, and expose the Town of Westwood to significant fines.

The DPW Sewer Division is requesting \$288,650 to perform the work.

10. Funding Source (i.e., grants, state programs, trade-in, etc.)

11. Impact on Annual Operating Budget

Safety and reliability upgrades will prevent emergency expenditures

12. Capital Cost Summary

Category	FY2015	FY2016	FY2017	FY2018	FY2019	Total
Building and Improvements		288650				\$288,650
Vehicles						\$0
Machinery and Equipment						\$0
Furniture and Fixtures						\$0
Infrastructure/Land						\$0
Totals	\$0	\$288,650	\$0	\$0	\$0	\$288,650

**Town of Westwood
Fiscal Years 2016 - 2020
Capital Budget Request**

1. Department	DPW-Sewer	5. Project Cost	\$177,000
2. Prepared By	Jeffrey Bina	6. Project Reference No.	16-SEW-03
3. Date	August 11, 2014	7. FY16 Priority #	3 out of 4 Requests
4. Project Title	Brook Street Pumping Station Upgrades	8. Previously Requested? Yes <input type="checkbox"/> No <input checked="" type="checkbox"/>	If so, what year? 2012/13/14

9. Capital Request Description and Justification

Upon assessment of the Brook Street pumping station major items that required replacement in the 0 to 5 year timeframe included pump, pump motors, check valves, gate valves, and HVAC equipment.

The Brook Street pumping station is one of our three major pumping station and has a high priority.

Pumping facility failure could lead to sanitary sewer overflows that can pollute the environment, cause detrimental health issues, and expose the Town of Westwood to significant fines.

The DPW Sewer Division is requesting \$177,000 to perform the work.

10. Funding Source (i.e., grants, state programs, trade-in, etc.)

11. Impact on Annual Operating Budget

Safety and reliability upgrades will prevent emergency expenditures

12. Capital Cost Summary

Category	FY2015	FY2016	FY2017	FY2018	FY2019	Total
Building and Improvements		177000				\$177,000
Vehicles						\$0
Machinery and Equipment						\$0
Furniture and Fixtures						\$0
Infrastructure/Land						\$0
Totals	\$0	\$177,000	\$0	\$0	\$0	\$177,000

**Town of Westwood
Fiscal Years 2016 - 2020
Capital Budget Request**

1. Department	DPW-Sewer	5. Project Cost	\$1,200,000
2. Prepared By	Jeffrey Bina	6. Project Reference No.	16-SEW-04
3. Date	August 11, 2014	7. FY16 Priority #	4 out of 4 Requests
4. Project Title	Grove Street Sewer Extension Design and Construction	8. Previously Requested?	Yes <input type="checkbox"/> No <input checked="" type="checkbox"/> If so, what year?

9. Capital Request Description and Justification

The majority of the length of Grove Street does not have access to public sewer. Due to resident requests, the DPW Sewer Division has done a preliminary study of the feasibility of installing sewer pipe in the road. The project is technically feasible and would like to move forward with design and construction.

The DPW Sewer Division is requesting \$1,200,000 to perform the work.

10. Funding Source (i.e., grants, state programs, trade-in, etc.)

11. Impact on Annual Operating Budget

Safety and reliability upgrades will prevent emergency expenditures

12. Capital Cost Summary

Category	FY2016	FY2017	FY2018	FY2019	FY2020	Total
Building and Improvements						\$0
Vehicles						\$0
Machinery and Equipment						\$0
Furniture and Fixtures						\$0
Infrastructure/Land					1200000	#####
Totals	\$0	\$0	\$0	\$0	#####	#####

**Town of Westwood
Fiscal Years 2016 - 2020
Capital Budget Request**

1. Department	DPW-Sewer	5. Project Cost	\$450,000
2. Prepared By	Jeffrey Bina	6. Project Reference No.	17-SEW-01
3. Date	August 11, 2014	7. FY17 Priority # 1 out of 1 Requests	
4. Project Title	Arcadia Road Pumping Station Upgrades	8. Previously Requested? Yes <input checked="" type="checkbox"/> No <input type="checkbox"/>	If so, what year? 2012/13/14

9. Capital Request Description and Justification

Upon assessment of the Arcadia Rd. pumping station major items that required replacement in the 0 to 5 year timeframe included pump, pump motors, check valves, gate valves, electrical controls, generator enclosure and HVAC equipment.

The Arcadia Road pumping station is one of our three major pumping station and has a high priority.

Pumping facility failure could lead to sanitary sewer overflows that can pollute the environment, cause detrimental health issues, and expose the Town of Westwood to significant fines.

The DPW Sewer Division is requesting \$450,000 to perform the work.

10. Funding Source (i.e., grants, state programs, trade-in, etc.)

11. Impact on Annual Operating Budget

Safety and reliability upgrades will prevent emergency expenditures

12. Capital Cost Summary

Category	FY2016	FY2017	FY2018	FY2019	FY2020	Total
Building and Improvements		450000				\$450,000
Vehicles						\$0
Machinery and Equipment						\$0
Furniture and Fixtures						\$0
Infrastructure/Land						\$0
Totals	\$0	\$450,000	\$0	\$0	\$0	\$450,000

**Town of Westwood
Fiscal Years 2016 - 2020
Capital Budget Request**

1. Department	DPW-Sewer	5. Project Cost	\$165,000
2. Prepared By	Jeffrey Bina	6. Project Reference No.	18-SEW-01
3. Date	August 11, 2014	7. FY18 Priority #	1 out of 2 Requests
4. Project Title	Conant Road Pumping Station Upgrades	8. Previously Requested? Yes <input type="checkbox"/> No <input checked="" type="checkbox"/>	If so, what year?

9. Capital Request Description and Justification

Upon assessment of the Conant Rd. pumping station major items that required replacement in the 0 to 5 year timeframe included pump, pump motors, check valves, gate valves, electrical controls, and HVAC equipment.

The Conant Road pumping station is one of our three major pumping station and has a high priority.

Pumping facility failure could lead to sanitary sewer overflows that can pollute the environment, cause detrimental health issues, and expose the Town of Westwood to significant fines.

The DPW Sewer Division is requesting \$165,000 to perform the work.

10. Funding Source (i.e., grants, state programs, trade-in, etc.)

11. Impact on Annual Operating Budget

Safety and reliability upgrades will prevent emergency expenditures

12. Capital Cost Summary

Category	FY2016	FY2017	FY2018	FY2019	FY2020	Total
Building and Improvements			165000			\$165,000
Vehicles						\$0
Machinery and Equipment						\$0
Furniture and Fixtures						\$0
Infrastructure/Land						\$0
Totals	\$0	\$0	\$165,000	\$0	\$0	\$165,000

**Town of Westwood
Fiscal Years 2016 - 2020
Capital Budget Request**

1.	Department	DPW-Sewer	5.	Project Cost	\$171,600
2.	Prepared By	Jeffrey Bina	6.	Project Reference No.	18-SEW-02
3.	Date	August 11, 2014	7.	FY18 Priority # 2 out of 2 Requests	
4.	Project Title	Farm Lane Pumping Station Upgrades	8.	Previously Requested? Yes <input type="checkbox"/> No <input checked="" type="checkbox"/> If so, what year?	

9. Capital Request Description and Justification

Upon assessment of the Farm Lane pumping station it was determined that within the 0 to 5 year timeframe the submersible pumps 1 and 2 would be due for replacement and would give us the opportunity to upgrade to a suction lift pumping system.

Pumping facility failure could lead to sanitary sewer overflows that can pollute the environment, cause detrimental health issues, and expose the Town of Westwood to significant fines.

The DPW Sewer Division is requesting \$171,000 to perform the work.

10. Funding Source (i.e., grants, state programs, trade-in, etc.)

11. Impact on Annual Operating Budget

Safety and reliability upgrades will prevent emergency expenditures

12. Capital Cost Summary

Category	FY2016	FY2017	FY2018	FY2019	FY2020	Total
Building and Improvements			171600			\$171,600
Vehicles						\$0
Machinery and Equipment						\$0
Furniture and Fixtures						\$0
Infrastructure/Land						\$0
Totals	\$0	\$0	\$171,600	\$0	\$0	\$171,600

**Town of Westwood
Fiscal Years 2016 - 2020
Capital Budget Request**

1. Department	DPW-Sewer	5. Project Cost	\$80,000
2. Prepared By	Jeffrey Bina	6. Project Reference No.	19-SEW-01
3. Date	August 11, 2014	7. FY19 Priority #	1 out of 3 Requests
4. Project Title	Summer Street Pumping Station Upgrades	8. Previously Requested? Yes <input type="checkbox"/> No <input checked="" type="checkbox"/>	If so, what year?

9. Capital Request Description and Justification

Upon assessment of the Summer Street pumping station it was determined that within the 0 to 5 year timeframe the replacement of pump motors, check valves, gate valves and associated items. Replacement of access hatches to include fall protection is also warranted.

Pumping facility failure could lead to sanitary sewer overflows that can pollute the environment, cause detrimental health issues, and expose the Town of Westwood to significant fines.

The DPW Sewer Division is requesting \$80,000 to perform the work.

10. Funding Source (i.e., grants, state programs, trade-in, etc.)

11. Impact on Annual Operating Budget

Safety and reliability upgrades will prevent emergency expenditures

12. Capital Cost Summary

Category	FY2016	FY2017	FY2018	FY2019	FY2020	Total
Building and Improvements				80000		\$80,000
Vehicles						\$0
Machinery and Equipment						\$0
Furniture and Fixtures						\$0
Infrastructure/Land						\$0
Totals	\$0	\$0	\$0	\$80,000	\$0	\$80,000

**Town of Westwood
Fiscal Years 2016 - 2020
Capital Budget Request**

1. Department	DPW-Sewer	5. Project Cost	\$235,750
2. Prepared By	Jeffrey Bina	6. Project Reference No.	19-SEW-02
3. Date	August 11, 2014	7. FY19 Priority # 2 out of 3 Requests	
4. Project Title	Far Reach Pumping Station Upgrades	8. Previously Requested? Yes <input type="checkbox"/> No <input checked="" type="checkbox"/>	If so, what year?

9. Capital Request Description and Justification

Upon assessment of the Far Reach pumping station it was determined that within the 0 to 5 year timeframe the replacement of pump motors, check valves, gate valves and associated items. Replacement and repair of building structure is also planned to be done.

Pumping facility failure could lead to sanitary sewer overflows that can pollute the environment, cause detrimental health issues, and expose the Town of Westwood to significant fines.

The DPW Sewer Division is requesting \$235,750 to perform the work.

10. Funding Source (i.e., grants, state programs, trade-in, etc.)

11. Impact on Annual Operating Budget

Safety and reliability upgrades will prevent emergency expenditures

12. Capital Cost Summary

Category	FY2016	FY2017	FY2018	FY2019	FY2020	Total
Building and Improvements				235750		\$235,750
Vehicles						\$0
Machinery and Equipment						\$0
Furniture and Fixtures						\$0
Infrastructure/Land						\$0
Totals	\$0	\$0	\$0	\$235,750	\$0	\$235,750

**Town of Westwood
Fiscal Years 2016 - 2020
Capital Budget Request**

1.	Department	DPW-Sewer	5.	Project Cost	\$19,800
2.	Prepared By	Jeffrey Bina	6.	Project Reference No.	19-SEW-03
3.	Date	August 11, 2014	7.	FY19 Priority # 3 out of 3 Requests	
4.	Project Title	Della Park Pumping Station Upgrades	8.	Previously Requested? Yes <input type="checkbox"/> No <input checked="" type="checkbox"/> If so, what year?	

9. Capital Request Description and Justification

Upon assessment of the Della Park pumping station it was determined that within the 0 to 5 year timeframe the replacement of access hatches, wet well level sensors, and exterior fencing would be required.

Pumping facility failure could lead to sanitary sewer overflows that can pollute the environment, cause detrimental health issues, and expose the Town of Westwood to significant fines.

The DPW Sewer Division is requesting \$19,800 to perform the work.

10. Funding Source (i.e., grants, state programs, trade-in, etc.)

11. Impact on Annual Operating Budget

Safety and reliability upgrades will prevent emergency expenditures

12. Capital Cost Summary

Category	FY2016	FY2017	FY2018	FY2019	FY2020	Total
Building and Improvements				19800		\$19,800
Vehicles						\$0
Machinery and Equipment						\$0
Furniture and Fixtures						\$0
Infrastructure/Land						\$0
Totals	\$0	\$0	\$0	\$19,800	\$0	\$19,800

**Town of Westwood
Fiscal Years 2016 - 2020
Capital Budget Request**

1. Department	DPW-Sewer	5. Project Cost	\$155,000
2. Prepared By	Jeffrey Bina	6. Project Reference No.	20-SEW-01
3. Date	August 11, 2014	7. FY19 Priority # 1 out of 3 Requests	
4. Project Title	Stevens Farm Pumping Station Upgrades	8. Previously Requested? Yes <input type="checkbox"/> No <input checked="" type="checkbox"/>	If so, what year?

9. Capital Request Description and Justification

Upon assessment of the Stevens Farm pumping station it was determined that within the 0 to 5 year timeframe the replacement of pumps, motors, and interior and exterior building maintenance would be required.

Pumping facility failure could lead to sanitary sewer overflows that can pollute the environment, cause detrimental health issues, and expose the Town of Westwood to significant fines.

The DPW Sewer Division is requesting \$155,000 to perform the work.

10. Funding Source (i.e., grants, state programs, trade-in, etc.)

11. Impact on Annual Operating Budget

Safety and reliability upgrades will prevent emergency expenditures

12. Capital Cost Summary

Category	FY2016	FY2017	FY2018	FY2019	FY2020	Total
Building and Improvements				155000		\$155,000
Vehicles						\$0
Machinery and Equipment						\$0
Furniture and Fixtures						\$0
Infrastructure/Land						\$0
Totals	\$0	\$0	\$0	\$155,000	\$0	\$155,000

**Town of Westwood
Fiscal Years 2016 - 2020
Capital Budget Request**

1. Department	DPW-Sewer	5. Project Cost	\$111,100
2. Prepared By	Jeffrey Bina	6. Project Reference No.	20-SEW-02
3. Date	August 11, 2014	7. FY20 Priority # 2 out of 3 Requests	
4. Project Title	Clapboardtree St. Pumping Station Upgrades	8. Previously Requested? Yes <input type="checkbox"/> No <input checked="" type="checkbox"/>	If so, what year?

9. Capital Request Description and Justification

Upon assessment of the Clapboardtree St. pumping station it was determined that within the 0 to 5 year timeframe the replacement of the existing system with a suction-lift system, wet well level sensors, and exterior fencing would be required.

Pumping facility failure could lead to sanitary sewer overflows that can pollute the environment, cause detrimental health issues, and expose the Town of Westwood to significant fines.

The DPW Sewer Division is requesting \$111,100 to perform the work.

10. Funding Source (i.e., grants, state programs, trade-in, etc.)

11. Impact on Annual Operating Budget

Safety and reliability upgrades will prevent emergency expenditures

12. Capital Cost Summary

Category	FY2016	FY2017	FY2018	FY2019	FY2020	Total
Building and Improvements				111100		\$111,100
Vehicles						\$0
Machinery and Equipment						\$0
Furniture and Fixtures						\$0
Infrastructure/Land						\$0
Totals	\$0	\$0	\$0	\$111,100	\$0	\$111,100

**Town of Westwood
Fiscal Years 2016 - 2020
Capital Budget Request**

1.	Department	DPW-Sewer	5.	Project Cost	\$9,900
2.	Prepared By	Jeffrey Bina	6.	Project Reference No.	20-SEW-03
3.	Date	August 11, 2014	7.	FY20 Priority # 3 out of 3 Requests	
4.	Project Title	Sycamore Rd. Pumping Station Upgrades	8.	Previously Requested? Yes <input type="checkbox"/> No <input checked="" type="checkbox"/> If so, what year?	

9. Capital Request Description and Justification

Upon assessment of the Sycamore Road pumping station it was determined that within the 0 to 5 year timeframe the replacement of wet well level sensors and associated work would be required.

Pumping facility failure could lead to sanitary sewer overflows that can pollute the environment, cause detrimental health issues, and expose the Town of Westwood to significant fines.

The DPW Sewer Division is requesting \$9,900 to perform the work.

10. Funding Source (i.e., grants, state programs, trade-in, etc.)

11. Impact on Annual Operating Budget

Safety and reliability upgrades will prevent emergency expenditures

12. Capital Cost Summary

Category	FY2016	FY2017	FY2018	FY2019	FY2020	Total
Building and Improvements					9900	\$9,900
Vehicles						\$0
Machinery and Equipment						\$0
Furniture and Fixtures						\$0
Infrastructure/Land						\$0
Totals	\$0	\$0	\$0	\$0	\$9,900	\$9,900

Deferred Capital

Approved Capital

- ❖ *Borrowing Projects*
- ❖ *Summary by Department*
- ❖ *Capital Approved at Prior Town Meetings*

FY2015 Capital - What Projects Were Funded?

Red Text Designates Funded.


Capital Project Requests	FY2015 Request	Comment
--------------------------	----------------	---------

Municipal Infrastructure

Sheehan Tennis Court	\$50,000	
Morrison Park Basketball Court Refurbishment	\$55,000	
Sheehan School Basketball Courts Refurbishment	\$25,000	

Category Subtotal	\$130,000	
--------------------------	------------------	--

Municipal Buildings

Design Plans for Senior Center Addition	\$40,000	Municipal buildings - study to be updated - to be part of comprehensive plan. Need to consider University Station development impact. 	
Senior Center Exterior Siding	\$100,000		
Public Works Facility Design	\$200,000		
Fire Station 1 Renovations	\$2,000,000		
Fire Station 2 Rebuild	\$3,000,000		
Town Hall Renovation	\$225,000		
Islington Community Center Lift	\$175,000		
Islington Community Center Kitchen	\$100,000		
Renovation of Islington Community Center	\$850,000		
Library Branch Roof Repair	\$25,000		
Library Branch Rear Stairs Repair	\$22,000		
Pool-Major Maintenance and Improvements	\$44,000		
Municipal Building Maintenance	\$100,000		Funded
Carby Street Generator	\$75,000		Funded.

Category Subtotal	\$6,956,000	
--------------------------	--------------------	--

DPW

Public Works - Fleet

One Ton Dump Truck w/Plow (Truck 46)	\$65,000	Funded.
Tree Chipper	\$70,000	Funded.
Front End Loader Backhoe (JCB 1)	\$125,000	Funded - balance of previous bond.
Skid Steere Loader w/Attachments	\$55,000	

Department Total	\$315,000	
-------------------------	------------------	--

Fire

Ladder Truck	\$145,000	Funded 2nd year lease purchase.
Rescue Equipment	\$39,000	Funded - ambulance funds.
Vehicle Lifts	\$52,000	Funded.
S.C.B.A. Upgrade & Replacement	\$24,150	Funded.
Radio Upgrades	\$8,000	Funded.
Replace Ambulance	\$300,000	Funded - ambulance funds.

Department Total	\$568,150	
-------------------------	------------------	--

Information Technology

End User Technology	\$50,000	Funded.
Permitting Software	\$90,000	
Document Scanning	\$15,000	

Department Total	\$155,000	
-------------------------	------------------	--

FY2015 Capital - What Projects Were Funded?
Red Text Designates Funded.

Capital Project Requests	FY2015 Request	Comment
--------------------------	----------------	---------

Police

Replacement of Police Vehicles	\$140,750	Funded.
Electronic Control Devices	\$42,500	Funded.
Traffic Safety/Security Cameras	\$10,000	Funded.
Automated License Plate Reader	\$20,000	Funded.

Department Total	\$213,250	
-------------------------	------------------	--

Total Municipal Capital Requests	\$8,337,400	
---	--------------------	--

School

Technology	\$800,000	Funded \$100K.
Furniture, Fixtures, Equipment	\$325,000	
HVAC and Controls	\$100,000	
Roofing	\$400,000	Funded \$306K.
Repair Items	\$350,000	Funded \$200K.
Copiers/Duplicators	\$95,000	
Vehicles	\$40,000	

Total School Capital Requests	\$2,110,000	\$0
--------------------------------------	--------------------	------------

Sewer

Infiltration and Inflow Reduction Multi-Year Project	\$265,463	Sewer Commission decision not to pursue FY15 capital requests.
Pump Station Upgrade	\$75,000	
Pump Station Study - Townwide	\$150,000	
Sewer Utility Truck Replacement	\$75,000	

Total Sewer Capital Requests	\$565,463	
-------------------------------------	------------------	--

FY15 Capital

Proposed Other Capital Article- With Available Funding

Replace Ambulance - Fire	\$300,000	Ambulance funds.
Rescue Equipment - Fire	<u>\$39,000</u>	↓
Total	\$339,000	

FY14 Capital Proposed

Proposed Municipal Capital - Within Municipal Budget - \$42,534 - At Target

S.C.B.A. Fire Upgrade & Replacement	\$24,534	Annual need.
Fire Radio Upgrade & Replacement	\$8,000	Annual need.
Traffic Safety/Security Cameras - Police	<u>\$10,000</u>	New request.
Total	\$42,534	

Sewer Capital

Per Sewer Commission, no warrant article needed for FY15 - work continues on projects funded with the \$1.5M bond approved at the 2013 Annual Town Meeting.

**Summary of Approved Capital by Department
FY2010 - FY2015**

Department	Total Capital Appropriated By Department							Total
	FY2010	FY2011	FY2012	FY2013	FY2014	FY2015		
Municipal Infrastructure					\$70,000		\$70,000	
Municipal Buildings	\$60,000	\$86,686	\$80,000	\$214,000	\$285,000	\$100,000	\$825,686	
COA		\$35,000	\$50,000				\$85,000	
DPW	\$210,000	\$95,000	\$0			\$210,000	\$515,000	
Fire (including ambulance funds)	\$627,000	\$30,000	\$68,000	\$18,000	\$205,000	\$536,000	\$1,484,000	
Information Technology	\$25,000	\$25,000	\$50,000	\$50,000	\$50,000	\$50,000	\$250,000	
Library							\$0	
Police	\$108,000	\$145,314	\$169,000	\$135,000	\$172,000	\$203,250	\$932,564	
Total Municipal Departments	\$1,030,000	\$417,000	\$417,000	\$417,000	\$782,000	\$1,099,250	\$4,162,250	
School Department	\$406,000	\$406,000	\$406,000	\$406,000	\$406,000	\$606,000	\$2,636,000	
Sewer	\$265,000	\$245,000	\$160,495	\$415,000	\$100,000		\$1,185,495	
Total Capital Appropriated	\$1,701,000	\$1,068,000	\$983,495	\$1,238,000	\$1,288,000	\$1,705,250	\$7,983,745	

Major capital purchases - borrowings/other:

Cemetery Barn	\$300,000					
New Library Construction		\$9,300,000				
DPW Equipment			\$460,000			
Brook Street Culvert Flood Prevention Project			\$240,000			
Road Improvement				\$2,400,000		
DPW Capital Equipment				\$2,000,000		
Deerfield School Roof				\$935,000		
Sewer Inflow and Infiltration Design Bond					\$1,570,000	

**Projects Approved for Borrowing Within Proposition 2 1/2
Fiscal Years 2000 - 2015**

Item/Project	Cost	Date Approved
Municipal Office Building/DPW Facility	\$2,600,000	ATM 2001
Municipal Office Space Relocation/Construction	\$240,700	ATM 2001
High Street Land Purchase	\$300,000	STM 2000
Purchase of Lowell Property	\$1,700,000	ATM 2000
Sewer Construction	1,500,000	ATM 2000
Elementary School Expansion Design (Martha Jones)	\$400,000	ATM 1999
Sewer Design	\$100,000	ATM 1999
Sewer Engineering & Construction	\$750,000	ATM 2004
Purchase of Islington Community Church	\$600,000	ATM 2004
High Street Road Improvement	\$1,000,000	ATM 2005
High Street Lights	\$195,000	ATM 2006
High School - Supplemental	\$1,950,000	ATM 2006
High School Fields	\$475,000	STM 2007
Purchase & Construct Thurston School Modular Addition	\$3,500,000	ATM 2008
Construction of Cemetery Barn	\$150,000	ATM 2009
DPW Equipment	\$460,000	ATM 2011
Brook Street Culvert Flood Prevention Project	\$240,000	ATM 2011
Road Improvement	\$2,400,000	ATM 2012
DPW Capital Equipment	\$2,000,000	ATM 2012
Deerfield School Roof	\$935,000	ATM 2012
Sewer Design	\$1,570,000	ATM 2013

Capital Approved Outside Proposition 2 1/2

Currently Being Financed		
Item/Project	Cost	Date Approved
New Library Construction	\$9,300,000	2010
New High School/Add'l Appropriation	\$44,295,640	2000/2002

Debt/Capital Exemption Overrides Completed		
Item/Project	Cost	Date Completed
Capital Equipment 1989 Annual Town Election	\$298,000	FY1990
Vote to Exempt Sewer Construction Bonds 1982 Annual Town Election	\$4,000,000	FY1993
Road Improvement Program 1990 Special Town Election	\$1,703,000	FY2001
Reconstruction of Middle School 1990 Special Town Election	\$2,282,000	FY2002
Road Improvement Program 1994 Annual Town Election	\$2,200,000	FY2005
Middle School/Fields 1997 Annual Town Election	\$2,373,430	FY2009
Middle School/Gymnasium 1997 Annual Town Election	\$550,000	FY2009
Downey School Expansion 1999 Annual Town Election	\$6,500,000	FY2012
Martha Jones School Expansion 2000 Special Town Election	\$7,200,000	FY2012

Capital Outlay Requests - FY2015
Approved at 2014 Annual Town Meeting

Item/Project	Department	Cost	Funding Source
Municipal Building Maintenance	DPW	\$100,000	\$29,050 Taxation/\$70,950 Free Cash
Carby Street Generator	DPW	\$75,000	Free Cash
One Ton Dump Truck w/Plow	DPW	\$65,000	Free Cash
Tree Chipper	DPW	\$70,000	Free Cash
Ladder Truck (2nd lease/purchase payment)	Fire	\$145,000	Free Cash
Vehicle Lifts	Fire	\$52,000	Free Cash
Information Technology Dept. - End User Technology	IT	\$50,000	Free Cash
Replacement of Police Vehicles	Police	\$140,750	Free Cash
Electronic Control Devices	Police	\$42,500	Free Cash
Automated License Plate Reader	Police	\$20,000	\$61,500 Taxation/\$38,500 Free Cash
	Total	\$760,250	
Technology	School	\$100,000	\$29,050 Taxation/\$70,950 Free Cash
Roofing	School	\$306,000	Free Cash
Repairs and Maintenance	School	\$200,000	Free Cash
	Total	\$606,000	
Ambulance and Rescue Equipment	Fire	\$339,000	Ambulance Receipts
	Total	\$339,000	

Capital Outlay Requests - FY2014
Approved at 2013 Annual Town Meeting

Item/Project	Department	Cost	Funding Source
Municipal Building Maintenance/Energy Upgrade	DPW	\$60,000	Free Cash
Information Systems Dept. - End User Technology	IS	\$50,000	Free Cash
Replacement of Police Vehicles	Police	\$132,000	Free Cash
Police Speed Trailers	Police	\$40,000	Free Cash
Fire Station 1 Renovations	Fire	\$100,000	\$61,500 Taxation/\$38,500 Free Cash
Fire Alarm Truck	Fire	\$35,000	Free Cash
	Total	\$417,000	
Pool Family/Handicapped Accessible Changing Area	Recreation	\$125,000	\$25,000 Taxation/\$100,000 Free Cash
Cemetery Expansion - Design	DPW	\$70,000	Cemetery Lot Sales
Fire Ladder Truck (\$750,000 Total)	Fire	\$170,000	2010 ATM, Article 2 Fire Capital
	Total	\$365,000	
Generators	Sewer	\$100,000	Sewer Retained Earnings
	Total	\$100,000	
Technology	School	\$242,000	\$61,500 Taxation/\$180,500 Free Cash
HVAC	School	\$41,000	Free Cash
Repairs and Maintenance	School	\$93,000	Free Cash
Copiers	School	\$30,000	Free Cash
	Total	\$406,000	
Ambulance and Rescue Equipment	Fire	\$131,950	Ambulance Receipts
	Total	\$131,950	
Additional Capital Borrowing Articles:			
Sewer Design	Sewer	\$1,750,000	Borrowing

Capital Outlay Requests - FY2013
Approved at 2012 Annual Town Meeting

Item/Project	Department	Cost	Funding Source
Replacement of Police Vehicles	Police	\$135,000	\$61,500 Taxation/\$73,500 Free Cash
Information Technology Dept. - End User Technology	IT	\$50,000	Free Cash
IT Office Renovations	Municipal Buildings	\$49,000	Free Cash
Municipal Building Maintenance/Energy Upgrades/Fire Station	Municipal Buildings	\$100,000	Free Cash
Fire Turnout Gear	Fire	\$18,000	Free Cash
Municipal Building Facilities Study	Municipal Buildings	\$65,000	Free Cash
	Total	\$417,000	
Sedan	Sewer	\$35,000	Sewer User Fees
Pump Station Generator Replacement	Sewer	\$80,000	Sewer User Fees
Infiltration and Inflow Reduction Design/Bid	Sewer	\$300,000	Sewer User Fees
	Total	\$415,000	
Technology	School	\$100,000	\$61,500 Taxation/\$38,500 Free Cash
Repairs and Maintenance	School	\$274,000	Free Cash
Copiers	School	\$32,000	Free Cash
	Total	\$406,000	
Storm Water Compliance Regulation	DPW	Total \$30,000	Free Cash
Additional Capital Borrowing Articles:			
Road Improvement	DPW	\$2,400,000	Borrowing
DPW Capital Equipment	DPW	\$2,000,000	↓
Deerfield School Roof	School	\$935,000	
	Total	\$5,335,000	

Capital Outlay Requests - FY2012
Approved at 2011 Annual Town Meeting

Item/Project	Department	Cost	Funding Source
Animal Control Officer Van	Police	\$30,000	Free Cash
Information Systems Dept. - End User Technology	IS	\$50,000	Free Cash
Replacement of Police Vehicles	Police	\$124,000	\$61,500 Taxation/\$62,500 Free Cash
Fire Chief Vehicle	Fire	\$34,000	Free Cash
Deputy Fire Chief Vehicle	Fire	\$34,000	Free Cash
Municipal Building Maintenance/Energy Upgrade	Municipal Buildings	\$50,000	Free Cash
Cell Audio Monitoring System	Police	\$15,000	Free Cash
Drainage Infrastructure/Storm Water Quality	Municipal Infrastructure	\$80,000	Free Cash
	Total	\$417,000	
Inflow/Infiltration Repair/Lining	Sewer	\$55,495	Sewer User Fees
Inflow/Infiltration Town Wide Study Phase II	Sewer	\$105,000	Sewer User Fees
	Total	\$160,495	
Technology	School	\$100,000	\$61,500 Taxation/\$38,500 Free Cash
Roofing	School	\$274,000	Free Cash
Vehicles	School	\$32,000	Free Cash
	Total	\$406,000	
Additional Capital Borrowing Articles:			
Dump Truck Sander & Plow	DPW	\$175,000	Borrowing
Dump Truck Sander & Plow	DPW	\$160,000	↓
Sidewalk Tractor	DPW	\$125,000	
	Total	\$460,000	
Brook Street Culvert Flood Prevention Project	DPW	Total \$450,000	↓

Capital Outlay Requests - FY2011
Approved at 2010 Annual Town Meeting

Item/Project	Department	Cost	Funding Source
Repairs to Town Hall Cupola/Gutters	Selectmen	\$31,500	Free Cash
Medical Van	COA	\$35,000	Free Cash
End User Technology	IT	\$25,000	Free Cash
Police Vehicles	Police	\$120,314	\$61,500 Taxation/\$58,814 Free Cash
Fire Engine Overhaul	Fire	\$30,000	Free Cash
Communication Radio Console (With Grant)	Police	\$25,000	Free Cash
Municipal Building Maintenance	Selectmen	\$55,186	Free Cash
One Ton Dump & Plow	DPW	\$60,000	Free Cash
Nahatan Street Retaining Wall	DPW	\$35,000	Free Cash
	Total	\$417,000	
Pipe Lining	Sewer	\$200,000	Sewer User Fees
Service Truck	Sewer	\$45,000	Sewer User Fees
	Total	\$245,000	
Technology	School	\$308,000	\$61,500 Taxation/\$246,500 Free Cash
HVAC	School	\$18,000	Free Cash
Copiers	School	\$80,000	Free Cash
	Total	\$406,000	
Additional Article (March, 2010 STM):			
New Library Construction	Library	\$9,300,000	Borrowing

Capital Outlay Requests - FY2010
Approved at 2009 Annual Town Meeting

Item/Project	Department	Cost	Funding Source
3 Yard Loader (2nd of 2 payments)	DPW	\$52,500	Free Cash
Heavy Duty Dump Truck, Sander, & Plow (2nd of 2 payments)	DPW	\$75,000	Free Cash
Brook Street Bridge Repair	DPW	\$50,000	Free Cash
Service Truck	Fire	\$45,000	Free Cash
Command Vehicle	Fire	\$29,000	Free Cash
Vehicles (3)	Police	\$108,000	\$61,500 Taxation/\$46,500 Free Cash
Student Information Mgmt System Program	IT	\$25,000	Free Cash
Town Hall Heating System	DPW	\$32,500	Free Cash
	Total	\$417,000	
Flow Metering	Sewer	\$265,000	Sewer User Fees
	Total	\$265,000	
Technology	School	\$199,600	\$61,500 Taxation/\$138,100 Free Cash
HVAC	School	\$18,000	Free Cash
Copiers	School	\$80,000	Free Cash
Vehicles	School	\$30,000	Free Cash
Modulars - Hanlon (3rd of 3 payments)	School	\$78,400	Free Cash
	Total	\$406,000	
Additional Articles:			
Design Plan and Project Budget Estimate - New Library	Library	\$60,000	Free Cash
Cemetery Barn	DPW/Cemetery	\$150,000	Cemetery Funds
Quint Fire Truck	Fire	\$220,000	Borrowing
			Ambulance Receipts
Additional Article (March, 2010 STM):			
Ambulance Services	Fire	\$333,000	Ambulance Receipts

Capital Outlay Requests - FY2009
Approved at 2008 Annual Town Meeting

Item/Project	Department	Cost	Funding Source
Main Library Building Plans/Proj. Manager	Library	\$45,000	Free Cash
Replacement of Police Vehicles	Police	\$110,500	\$61,500 Taxation/\$49,000 Free Cash
IS Townwide Software Upgrade	Information Systems	\$135,000	Free Cash
Squad Truck Pumps	Fire	\$70,000	Free Cash
3 Yard Loader (1st of 2 payments)	DPW	\$92,500	\$36,000 WW Station Guaranteed Payment/\$56,500 Free Cash
Heavy Duty Dump Truck, Sander, & Plow (1st of 2 payments)	DPW	\$75,000	WW Station Guaranteed Payment
Vehicle Service Truck	DPW	\$26,000	
Backhoe	DPW	\$98,000	
One Ton Dump Truck & Plow	DPW	\$55,000	
One Heavy Duty Pickup Truck & Plow	DPW	\$50,000	
	Total	\$757,000	
Replace Pipe and Controls	Sewer	\$35,000	Sewer User Fees
Pump Replacements	Sewer	\$44,000	
Electrical Control System Upgrade	Sewer	\$25,000	
Generator Replacement - Phase 1	Sewer	\$80,000	
Vacuum Truck	Sewer	\$300,000	
		\$484,000	
Technology	School	\$185,000	\$61,500 Taxation/\$123,000 Free Cash
Furniture, Fixtures and Equipment	School	\$7,000	Free Cash
Repair and Maintenance	School	\$59,300	Free Cash
Copiers	School	\$76,300	Free Cash
Modulars - Hanlon (2nd of 3 payments)	School	\$78,400	Free Cash
Middle School Expansion Project	School	\$110,000	WW Station Guaranteed Payment
	Total	\$516,000	

Capital Outlay Requests - FY2008
Approved at 2007 Annual Town Meeting

Item/Project	Department	Cost	Funding Source
1500 GPM Engines (6th of 6 payments)	Fire	\$117,535	\$56,035 Free Cash/ \$61,500 Taxation
(2) Dump Truck & Plow & Sanders	DPW	\$124,000	Free Cash
End User Technology/Software Upgrades	Information Systems	\$75,000	Free Cash
Replacement of Police Vehicles	Police	\$100,465	Free Cash
	Total	\$417,000	
Service Vehicle	Sewer	\$55,000	Sewer User Fees
Pump Replacement	Sewer	\$70,000	Sewer User Fees
Sewer Utility Vehicle	Sewer	\$30,000	Sewer User Fees
		\$155,000	
Technology	School	\$183,500	\$122,000 Free Cash/ \$61,500 Taxation
Furniture, Fixtures and Equipment		\$16,500	Free Cash
Repair and Maintenance		\$50,000	Free Cash
Copiers		\$77,600	Free Cash
Modulars - Hanlon		\$78,400	Free Cash
	Total	\$406,000	

Capital Outlay Requests - FY2007
Approved at 2006 Annual Town Meeting

Item/Project	Department	Cost	Funding Source
1500 GPM Engines (5th of 6 payments)	Fire	\$117,535	\$56,035 Free Cash/ \$61,500 Taxation
(2) Heavy Duty Pickup & Plow	DPW	\$94,000	Free Cash
Medical Van - Town Share	COA	\$10,000	Free Cash
End User Technology/Application Upgrades	Information Systems	\$92,620	Free Cash
Replacement of Police Vehicles	Police	\$102,845	Free Cash
	Total	\$417,000	
Sedan	Sewer	\$30,000	Sewer User Fees
Line Rehabilitation and Manhole Sealing	Sewer	\$325,000	Sewer User Fees
		\$355,000	
Technology	School	\$100,000	\$38,500 Free Cash/ \$61,500 Taxation
Furniture, Fixtures and Equipment		\$70,800	Free Cash
HVAC		\$15,000	Free Cash
Repair and Maintenance		\$31,000	Free Cash
Copiers		\$51,000	Free Cash
Thurston School Portables-Yr. 5 of 5 Yr. Lease		\$138,200	Free Cash
	Total	\$406,000	
Sidewalk Plow	Municipal/School	\$110,000	Overlay Surplus
Middle School Roof	School	\$340,000	Overlay Surplus
		\$450,000	

Capital Outlay Requests - FY2006
Approved at 2005 Annual Town Meeting

Item/Project	Department	Cost	Funding Source
35,000 G.V.W. Hook-lift Water, Sander, & Plow Truck (2nd of 2 payments)	DPW	\$60,000	Free Cash
Fire 1500 GPM Engines (4th of 6 payments)	Fire	\$117,535	Free Cash
Ladder Truck (5th of 5 payments)	Fire	\$132,907	\$47,806 Free Cash/Taxation
End User Technology	Information Systems	\$40,669	Free Cash
Police Cruisers	Police	\$65,889	Free Cash
	Total	\$417,000	
Technology	School	\$100,000	Free Cash
Furniture, Fixtures and Equipment		\$22,300	Free Cash
HVAC		\$15,000	Free Cash
Repair and Modernization		\$64,000	Free Cash
Copiers		\$66,500	Free Cash
Thurston School Portables-Yr. 4 of 5 Yr. Lease		\$138,200	Free Cash
	Total	\$406,000	
Completion of Automated Assessing Property Records	Assessors	\$12,700	Taxation
DPW Storm Water Testing	DPW	\$7,000	Taxation
Fire Rescue Equipment	Fire	\$12,000	Ambulance Receipts
Library Minuteman System	Library	\$7,500	Taxation
Flood Study	Planning/Economic Development	\$14,000	Taxation
	Total	\$53,200	
Ambulance	Fire	\$190,000	Ambulance Receipts
High Street	Selectmen	\$1,000,000	Borrowing
Library Land Purchase	Library	\$180,000	Library Trust Funds

Debt Information

Summary

Debt Schedules

Unissued Debt

Rating Reviews

Debt Management

Major construction projects and land purchases are usually funded through the issuance of debt. The Town of Westwood is authorized to issue debt pursuant to Massachusetts General Law, Chapter 44, Sections 7 and 8. A two-thirds vote of Town Meeting is required for passage of a borrowing article.

All debt is issued as general obligation debt. That means the full faith and credit of the Town is pledged to the bondholder. Bonding of funds occurs through the sale of a long term bond, typically for a ten year term. A longer term may be considered depending on the project being financed. The annual principal and interest is included in the annual operating budget until the bond is paid.

Debt payments are funded by three categories:

- General Fund Tax Revenue – Bonds issued within the limits of Proposition 2 ½ are funded from general fund tax revenue.
- Exempt Tax Revenue – Bonds for projects approved as Proposition 2 ½ debt exemptions are funded through additional tax revenue raised outside the limits of Proposition 2 ½ (exempt debt).
- Sewer Enterprise Revenue – Debt issued on behalf of the Town's sewer enterprise operation is fully supported by sewer user revenue.

The Town may also issue Bond Anticipation Notes as a means of temporary financing prior to the permanent issuance of bonds.

Debt Limits

Massachusetts General Law limits the authorized indebtedness of the Town to 5% of the Town's equalized value. The most recent debt limit is calculated as follows:

Computation of Legal Debt Margin June 30, 2014	
Fiscal Year 2014 equalized valuation	\$3,698,071,400
Debt Limit – 5% of equalized valuation	\$184,903,570
Less:	
Total debt applicable to limitation	\$36,761,680
Authorized and unissued debt	\$
Legal debt margin	\$148,141,890

Credit Rating

In conjunction with the May, 2014 sale of a \$2.97M bond for new DPW equipment, road infrastructure and a Sewer infiltration project, the Town underwent an updated credit rating review with Standard & Poor's. The resulting rating of AAA was an upgrade from the previous AA+ rating. In July, 2013 the Town underwent a surveillance credit review with Moody's. The resulting rating of Aa1 was an upgrade from a previous Aa1, negative outlook.

The Town's current credit ratings:

- Standard & Poor's – AAA /Stable (April, 2014).
- Moody's – Aa1 (July, 2013).

The rating agencies cited positives about the Town itself, its financial condition, and the pending University Station commercial development. The agencies also expressed support for the improvement in financial reserves and addressing of the OPEB liability.

These are excellent credit ratings for a small community. As with a personal credit rating, the Town's credit rating is a statement of its overall fiscal health as a government and as a community. The benefit of a strong credit rating is realized in lower interest costs on the Town's long-term debt issues.

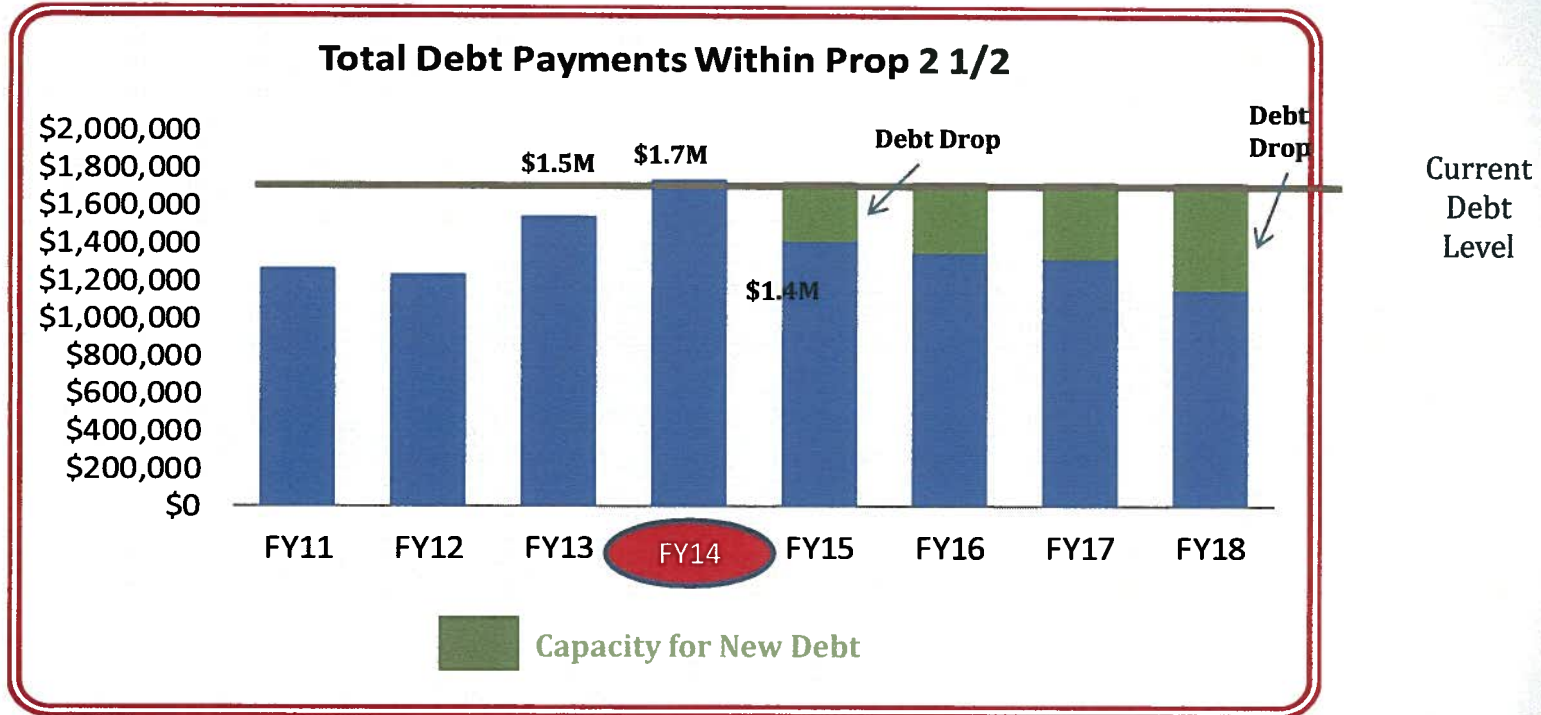
Debt Policies

Prudent use of debt financing is an important part of the Town's overall fiscal planning. The primary objective of any debt management approach is to borrow at the least cost over the term of repayment of the debt. Attainment of this objective requires clear positions regarding for what purposes to borrow, when to schedule debt-financed projects and how long to extend the repayment (generally, debt issued for longer periods bears a higher interest rate).

The Town has adopted specific debt management policies to ensure this goal. Briefly summarized, those policies include:

- Issuing debt only for capital projects or assets having a long useful life.
- Striving for a rapid repayment schedule of debt to limit costs and avoiding strapping future generations with debt.
- Issuing debt only after a specific revenue source is identified and an impact analysis is performed.
- Benchmarking specific debt to revenue ratios so as to balance debt with other ongoing services.
- Current analysis of future debt payments, including opportunity for debt replacement, is included on the following pages.

FY15 Debt Budget – Debt Capacity Review



- Debt drop off FY14:
 - \$2.8M 10-year municipal facility bond issued August 2003 – repayment completed FY14.
- Debt drop off – FY17:
 - \$1.2M 10-year High Street construction bond issued August 2008 – repayment completed FY17.

Long Term General Fund Debt Outstanding

Description	Rate of Interest	Date Issued	Maturity Date	Amount Issued	Total Outstanding 30-Jun-14
E = Exempt					
E High School Project	1.63	5/2012	06/01/2023	\$39,262,300	\$16,695,000
E Library Construction	3.37	3/10/11	03/10/2031	\$9,300,000	\$7,905,000
Within Prop 2 1/2					
Municipal DPW Building	4.25	8/01/03	06/81/2014	\$2,600,000	\$0
Public Building	4.25	8/01/03	06/08/2014	\$240,700	\$0
Land Acquisition	3.19	8/01/08	02/01/2015	\$210,000	\$30,000
High Street Reconstruction	3.40	8/01/08	02/01/2017	\$1,000,000	\$330,000
High Street Lights	3.39	8/01/08	02/01/2017	\$195,000	\$60,000
High School Fields	3.84	8/01/08	02/01/2018	\$475,000	\$180,000
High School Completion	3.48	8/01/08	02/01/2023	\$1,950,000	\$1,170,000
Middle Sch Modular Construction	3.79	6/15/09	06/15/2029	\$3,500,000	\$2,625,000
DPW Roads/Equip & School Roof	1.43	12/20/12	06/01/2022	\$4,635,000	\$3,705,000
DPW Roads/Equipment	1.62	05/15/14	05/15/2024	\$1,400,000	\$1,400,000
Total General Fund					\$34,100,000

General Fund Debt authorized - Not Yet Issued Long Term

\$0

All debt authorized through 5/14 ATM has been issued

Debt Budget....

FY15 approved debt budget:

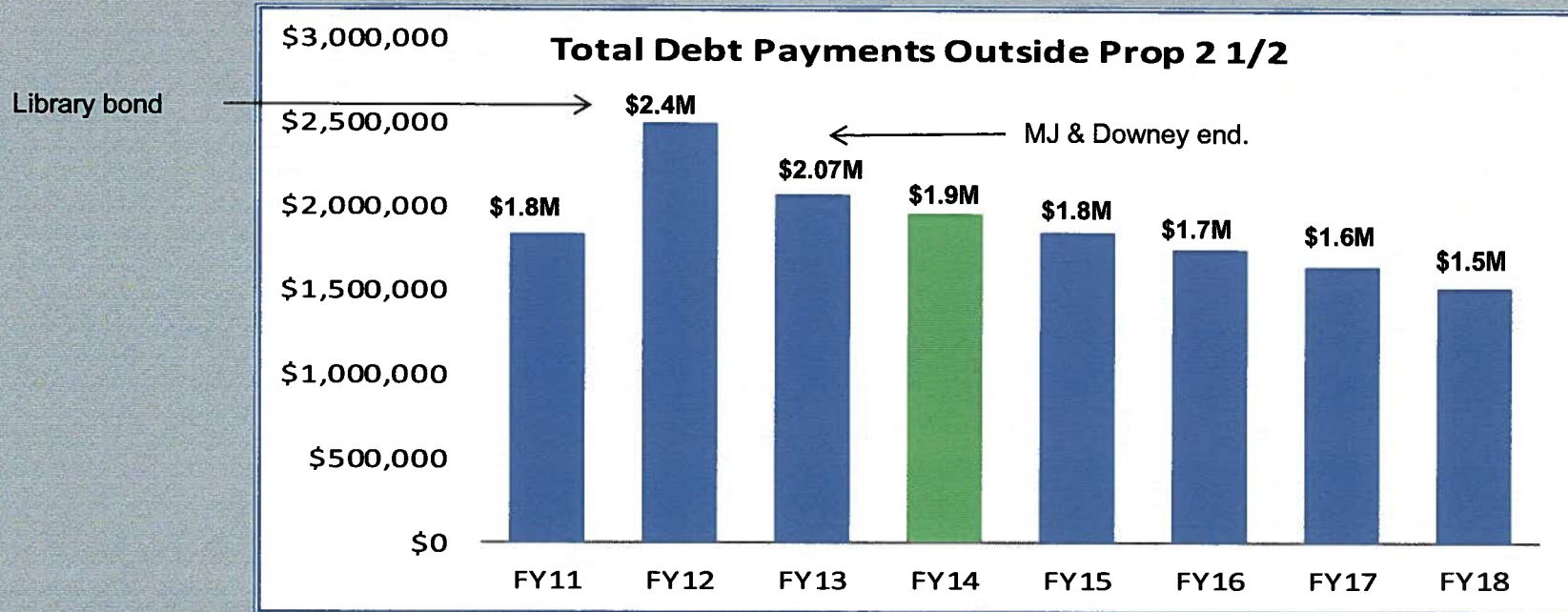
- New debt to replace drop off, debt capacity preserved.
- Outstanding 7/1/14 - \$34,100,000 (\$16.6M High School).
- All debt through 5/14 ATM has been issued.

	FY14	FY15	\$ Change
Exempt (Outside Prop 2 1/2)	\$3,409,516	\$3,290,775	(\$118,741)
Non Exempt (Within Prop 2 1/2)	\$1,566,821	\$1,242,334	(\$324,487)
Estimate for New Debt Already Voted	\$150,000	\$168,350	\$18,350
Debt capacity reserved in budget	\$0	\$306,138	\$306,138
Total Debt	\$5,126,337	\$5,007,597	(\$118,740)

- \$2.8M 10-year municipal facility bond issued August 2003 – repayment completed FY14.
- Current non exempt about 2.6% of general fund net revenue, well within financial policies - not to exceed 8%.
- It is important to maintain investment in municipal infrastructure.

Total Net Exempt Debt - Debt Outside of Proposition 2 1/2

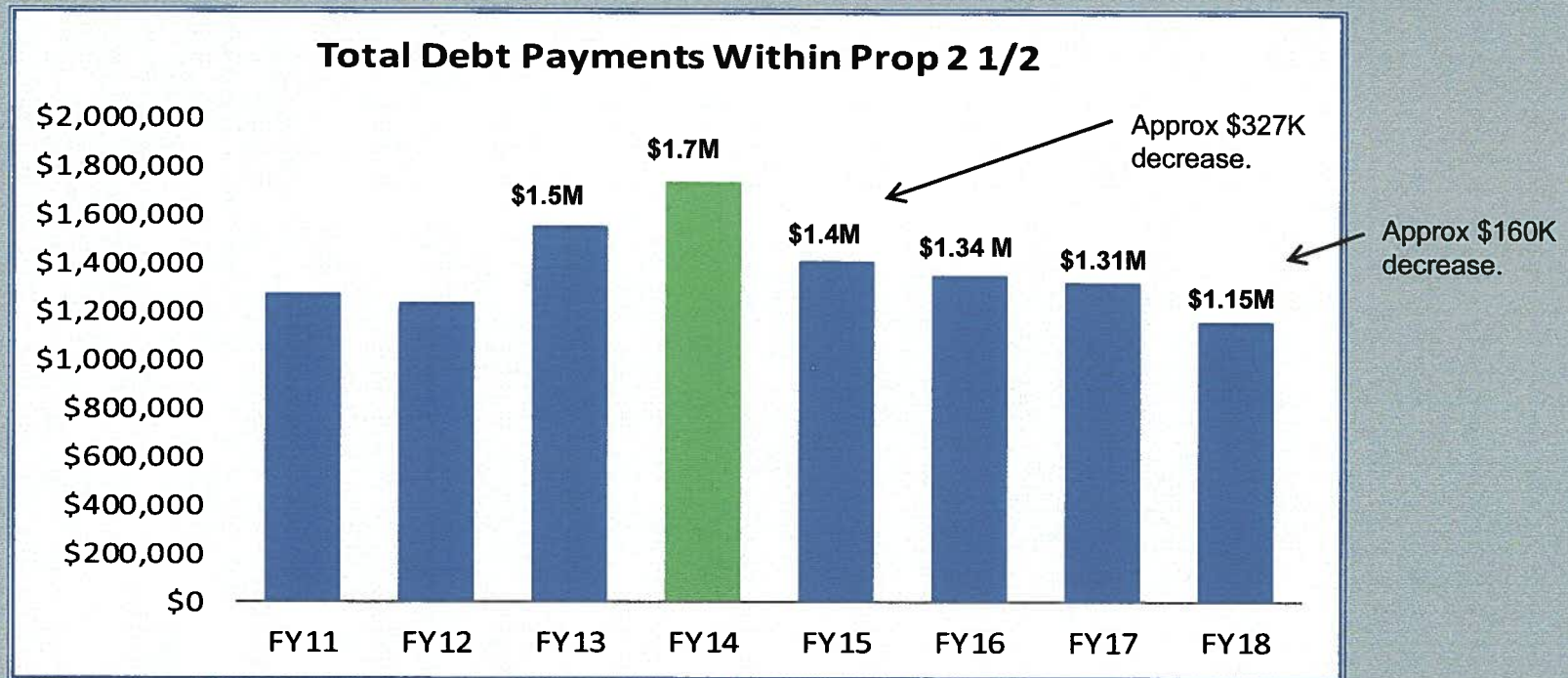
3



- Principal and interest payments for projects approved outside Proposition 2 1/2.
- Exact amount of debt cost, net of state school reimbursement, is raised in taxes.
- When bond ends, exempt taxes end.
- FY14: High School \$1.2M/Yr., Library - \$755K.
- High School bond ends FY2023; Library 2031.
- Payments decline approximately \$100K each year.
- FY23 – High School - \$406K.

Total Non-Exempt Debt – Debt Payments Within Proposition 2 1/2

4



- Carby Street municipal building bonds ends in FY14.
 - Approximate debt payment drop off \$270K.
- High Street project bond ends in FY17.
 - Approximate debt payment drop off \$135K.

**Total Principal and Interest Payments
For Current Outstanding Debt**

	Outstanding as of 30-Jun-14	FY12	FY13	FY14	FY15	FY16	FY17	FY18	FY19-31	Total FY14-FY31
Principal and Interest for Current Long term Debt Outstanding										
Downey Construct (Exempt)	0	657,563	0	0	0	0				\$0
MJ school Construct (exempt)	0	751,500	0	0	0	0				\$0
Strair Land Purchase	0	135,688	0	0	0	0				\$0
Cemetery Land Purchase	0	31,313	0	0	0	0				\$0
High School Construct (Exempt)	16,695,000	3,082,481	2,728,247	2,630,641	2,530,500	2,436,000	2,353,400	2,242,600	9,907,050	\$22,100,191
Municipal Building	0	299,000	286,000	273,000	0	0	0	0	0	\$273,000
Obed Baker	0	28,250	22,000	21,000	0	0	0	0	0	\$21,000
Eminnet domain	30,000	34,275	33,225	32,175	31,125	0	0	0	0	\$63,300
High Street Lights	60,000	24,450	23,750	23,050	22,350	21,600	20,800	0	0	\$87,800
High Street Construction	330,000	134,475	130,625	126,775	122,925	118,800	114,400	0	0	\$482,900
High School field	180,000	62,163	60,413	53,663	52,088	50,400	48,600	46,800	0	\$251,550
High School Completion	1,170,000	190,515	185,965	181,415	176,865	171,990	166,790	161,590	729,560	\$1,588,210
Middle Sch Modular Construct	2,625,000	292,556	288,619	284,244	279,431	274,400	269,150	263,463	2,410,406	\$3,781,094
Library Construct (Exempt)	7,905,000	793,697	792,825	778,875	760,275	741,675	723,075	711,450	7,674,825	\$11,390,175
Bond - 12/2012 DPW/Sch Roof	3,705,000	0	518,868	571,500	557,550	548,250	538,950	525,000	1,973,550	\$4,714,800
Bond - 5/2014 DPW	1,400,000	0	0	0	168,350	165,550	162,750	159,950	900,900	\$1,557,500
Total General Fund Debt	34,100,000	6,517,925	5,070,536	4,976,338	4,701,459	4,528,665	4,397,915	4,110,853	23,596,291	\$46,311,520
Total Exempt Debt		5,285,241	3,521,072	3,409,516	3,290,775	3,177,675	3,076,475	2,954,050	17,581,875	33,490,366
Change in Gross Exempt Debt		657,322	(1,764,169)	(111,556)	(118,741)	(113,100)	(101,200)	(122,425)		
Total Non - Exempt Debt		1,232,685	1,549,464	1,566,821	1,410,684	1,350,990	1,321,440	1,156,803	6,014,416	\$12,821,154
Change in non- Exempt Debt		(38,994)	316,780	17,357	(156,138)	(59,694)	(29,550)	(164,638)		
State Reimbursement Being Received - for School Projects - all project audits completed										
1997 Middle School - FY2001 - FY2010		0	0	0	0	0				
1999 Downey School -FY2005 - FY2012		620,168	0	0	0	0				
2000 Martha Jones School -FY2005 - FY2012		617,180	0	0	0	0				
High School Project - FY06 - FY23		1,522,815	1,401,276	1,401,276	1,401,276	1,401,276	1,401,276	1,401,276	7,006,380	
High School and Library Bond Premium		27,687	46,562	43,128	39,451	35,775	32,493	29,084	138,180	
Total State/Premiun annual payments		2,787,850	1,447,838	1,444,404	1,440,727	1,437,051	1,433,769	1,430,360	7,144,560	
Net annual Exempt Debt		2,497,391	2,073,234	1,965,112	1,850,048	1,740,624	1,642,706	1,523,690	10,437,315	
Change in annual Exempt Debt		659,297	(424,157)	(108,122)	(115,064)	(109,424)	(97,918)	(119,016)		

**Total Principal and Interest Payments
For Current Outstanding Debt**

Sewer Fund Debt

Outstanding as of June 30,2014		FY14	FY15	FY16	FY17	FY18	FY19	FY20	FY20-24	Total
Principal and Interest payments for current Sewer Debt Outstanding										
										Total FY15-24
Sewer - Abatement Trust 11/98	964,300	144,365	146,252	146,383	147,042	145,735	151,207	0	0	\$736,619
MWRA no interest loans - 2012	127,380	42,460	42,460	42,460	42,460	0	0	0	0	\$127,380
Sewer - \$1.5 m bond 4/02	1,570,000	0	191,788	188,588	185,388	182,188	173,988	170,888	652,550	\$1,745,378
Total Sewer Debt	2,661,680	186,825	380,500	377,431	374,890	327,923	325,195	170,888	652,550	2,609,377
All debt funded by sewer user fees										
The MWRA trust debt is supplemented by subsidies by the Massachusetts Water Pollution Trust (MWPAT) .FY15-FY19 total subsidy -\$341,590										
The principal and interest shown is Town portion only.										

RatingsDirect®

Summary:

Westwood, Massachusetts; General Obligation

Primary Credit Analyst:

Victor M Medeiros, Boston (1) 617-530-8305; victor.medeiros@standardandpoors.com

Secondary Contact:

Steve C Tencer, CPA, New York (1) 212-438-2104; steve.tencer@standardandpoors.com

Table Of Contents

Rationale

Outlook

Related Criteria And Research

Summary:

Westwood, Massachusetts; General Obligation

Credit Profile

US\$2.97 mil GO mun purp loan bnds ser 2014 due 05/15/2024

<i>Long Term Rating</i>	AAA/Stable	New
-------------------------	------------	-----

Westwood GO

<i>Long Term Rating</i>	AAA/Stable	Upgraded
-------------------------	------------	----------

Westwood GO sch bnds ser 2009

<i>Long Term Rating</i>	AAA/Stable	Upgraded
-------------------------	------------	----------

Rationale

Standard & Poor's Ratings Services raised its rating on Westwood, Mass.' general obligation (GO) bonds one notch to 'AAA' from 'AA+'. The outlook is stable.

The upgrade reflects our opinion of the town's stronger budgetary performance, which has enhanced budgetary flexibility, as reflected in Standard & Poor's local GO criteria, published Sept. 12, 2013, on RatingsDirect.

Standard & Poor's also assigned its 'AAA' rating and stable outlook to Westwood's series 2014 GO municipal purpose loan bonds.

The town's full-faith-and-credit pledge secures the GO debt. Officials plan to use series 2014 bond proceeds to finance roadway and sewer improvements and equipment purchases.

The rating reflects our opinion of the following factors for Westwood, specifically its:

- Very strong economy with access to the diverse Boston metropolitan statistical area (MSA);
- Very strong management environment due to its ability to maintain balanced operations consistently -- The town maintains "strong" financial management policies under our Financial Management Assessment (FMA) methodology;
- Strong budgetary flexibility with fiscal 2013 available reserves of 11.2% of general fund expenditures and no plans to draw them down materially;
- Recently strong budgetary performance and stable revenue profile that is largely independent of commonwealth and federal revenue;
- Very strong liquidity, providing very strong cash to cover debt service and operating expenditures; and
- Very strong debt and contingent liabilities position, bolstered by low debt-to-market-value ratios and aggressive amortization -- We believe the town's long-term liabilities are manageable.

Very strong economy

We consider Westwood's economy very strong. Westwood is an affluent residential community about 13 miles southwest of Boston. The town, which has about 14,200 residents, encompasses 11 square miles. The stable local economy centers on services. Westwood is near the high-tech corridors along interstates 95 and 495, and it

participates in the broad and diverse Boston MSA. In our opinion, this has made the town attractive to wealthy professionals and translated to very strong economic factors.

Projected per capita effective buying income is 224% of the national level. In our view, local unemployment is favorable; the U.S. Bureau of Labor Statistics' preliminary December 2013 estimates have unemployment at 4.5%. More broadly, Norfolk County unemployment averaged 6% in 2013, below the nation's rate. Based on our forecasts, we expect that employment growth will likely continue modestly through 2015 and that unemployment will likely remain steady.

As with many local and national communities, Westwood experienced a decrease in assessed value (AV) due to the recession; recent AV trends, however, suggest valuations are stable. AV is \$3.4 billion in fiscal 2014, essentially flat compared with fiscal 2013 AV. Market value is \$234,000 per capita. The property tax base is very diverse with the 10 leading taxpayers accounting for 10% of AV.

In our view, recovery in the broader New England residential real estate market has shown improvement; our data suggest median home prices regionwide have strengthened. We believe there are signs of local property value stabilizing and economic development gaining traction. We note ongoing development within the Route 128/University Park train station is also building momentum. In 2011, the former owner of the development parcel liquidated its assets and sold the property to a consortium of developers; the new owners paid all delinquent taxes, and they are current on tax payments. The new owners remain on track to begin phase 1 in 2014 of what we understand is a small-scale, mixed-use development known as the University Avenue project. We believe this project and other smaller development projects should underpin future tax levy growth, catering to a stable budgetary environment.

Very strong management conditions

In our opinion, Westwood's management conditions are very strong. Standard & Poor's considers Westwood's financial management practices "strong" under its FMA methodology, indicating practices are strong, well embedded, and likely sustainable. We believe that Westwood maintains best practices deemed critical to supporting credit quality and that these are well embedded in the government's daily operations and practices. Formal policies support many of these activities; this adds to the likelihood they will continue in the future and transcend changes in the operating environment or personnel.

Management presents year-to-date budget reports to the board of selectmen monthly; this ensures officials make timely budget adjustments. Westwood also prepares a five-year operating budget in conjunction with a long-range planning committee and maintains a five-year capital improvement plan that identifies funding sources for all projects. The town has basic debt management guidelines. In addition, management maintains a reserve policy that limits available reserves to 8% of revenue, net of debt service.

Strong budget flexibility

In our opinion, budget flexibility is strong. Budgetary flexibility has improved over the past several fiscal years. We calculate available reserves at \$8.3 million, or 11.2% of expenditures, at fiscal year-end 2013. Reserves are up from \$6.7 million, or 9.4% of expenditures, in fiscal 2012. We understand that town officials do not plan to spend down reserves over the next few fiscal years and that they expect available reserves to remain in-line with fiscal 2013 results. As previously noted, the town's policy is to maintain available reserves of more than 8% of revenue, net of debt

service.

Despite continued budget pressure due to higher fixed costs, we expect Westwood to continue to manage reserves to these levels over the next few fiscal years. We understand management does not currently plan to draw down reserves; in addition, officials expect budgetary performance to remain stable despite some challenges.

Strong budgetary performance

In our view, overall budgetary performance is strong. Despite a challenging revenue environment over the past several fiscal years, Westwood's finances have remained strong. We believe, what we regard as, conservative budgeting and an improving economy have contributed to overall financial performance. The town has generated a general fund surplus in each of the past three fiscal years, and it is projecting to do so again in fiscal 2014. In fiscal 2013, Westwood realized a general fund surplus of \$1.3 million, or 1.8% of operating expenditures. Across all governmental funds, after adjusting for capital outlay spent from bond proceeds, operations were, in our opinion, a strong 1.9% of expenditures in fiscal 2013.

We believe favorable budgetary performance stems from a recovery in local fees and taxes and proactive budget management. We also believe Westwood maintains a stable and predictable revenue profile that is largely independent of commonwealth and federal revenue. Property taxes generate 77% of revenue, and we consider collections strong and stable. State aid accounts for 17% of revenue, and we note commonwealth funding has been stable recently. For fiscal 2014, Westwood expects budgetary performance to remain stable.

Currently, we expect Westwood's operating performance to remain in-line with years past; we, however, acknowledge there will be budgeting challenges due to increasing costs that will test management. Based on our macroeconomic forecasts, (please see the article, titled "U.S. State And Local Government Credit Conditions Forecast," published April 7, 2014, on RatingsDirect), however, credit conditions in New England remain stable, which should translate to ancillary revenue and taxable levy growth coming in as expected. In our view, however, management will need to remain proactive to ensure spending remains in-line with revenue.

Very strong liquidity

Supporting Westwood's finances is, what we consider, very strong liquidity with total government available cash of 19.1% of total governmental fund expenditures and 311% of debt service. Further enhancing our view of Westwood's liquidity is, what we consider, its strong access to external liquidity. Westwood is a regular market participant, issuing GO bonds frequently over the past several years.

Very strong debt and contingent liabilities

In our opinion, Westwood's debt and contingent liabilities position is very strong. Following this bond issuance, Westwood has roughly \$36.6 million of total direct debt outstanding, roughly \$1 million of which is self-supporting enterprise debt. Total governmental funds debt service is 6.1% of total governmental funds expenditures, and net direct debt is 42.3% of total governmental funds revenue. Overall net debt is, in our view, a low 1% of market value, bolstering our view of the town's debt. Furthermore, we consider principal amortization rapid with officials planning to retire 86% over 10 years.

In our view, we believe Westwood's pension and other postemployment benefits (OPEB) liabilities are currently

manageable. Pension and OPEB costs account for 5.8% of total governmental funds expenditures. The town participates in the Norfolk County retirement system, and it contributes 100% of the required amount. In fiscal 2014, Westwood paid \$2.8 million, or about 3.5% of expenditures. As of Jan. 1, 2012, the system, as a whole, was 60% funded; Westwood's portion of the total unfunded actuarial accrued liability was \$34.7 million. While pension costs are manageable due to the county retirement system's below-average funded ratio, we believe this will likely remain a growing pressure over the next few years.

Westwood's OPEB liability was \$55 million as of July 1, 2013, based on a 5.25% discount rate and \$39.3 million based on a 7.25% discount rate, as well as the hypothetical full prefunding of a \$3 million annual required contribution. As of June 30, 2013, the town had \$612,433 of assets in a qualified OPEB trust fund. The annual OPEB cost was \$5.2 million in fiscal 2013, 36% of which the town contributed. We understand that Westwood plans to contribute \$503,000 in fiscal 2014 and that it intends to increase the contribution to \$550,000 for fiscal 2015.

Strong Institutional Framework

We consider the Institutional Framework score for Massachusetts towns strong.

Outlook

The stable outlook reflects Standard & Poor's expectation that Westwood's strong underlying economy, ongoing economic developments, strong management, and predictable operating profile will likely translate into strong budgetary performance and operating flexibility over the outlook period. In addition, we expect Westwood to maintain, what we consider, its very strong debt and liability profile because there are no sizable long-term capital needs. We believe debt service costs and pension and OPEB costs will likely remain manageable and not pose an immediate budgetary challenge over the two-year outlook period. For these reasons, we do not expect to change the rating over the next two years.

Related Criteria And Research

Related Criteria

USPF Criteria: Local Government GO Ratings Methodology And Assumptions, Sept. 12, 2013

Related Research

- U.S. State And Local Government Credit Conditions Forecast, April 7, 2014
- S&P Public Finance Local GO Criteria: How We Adjust Data For Analytic Consistency, Sept. 12, 2013
- Institutional Framework Overview: Massachusetts Local Governments

Complete ratings information is available to subscribers of RatingsDirect at www.globalcreditportal.com. All ratings affected by this rating action can be found on Standard & Poor's public Web site at www.standardandpoors.com. Use the Ratings search box located in the left column.

Copyright © 2014 Standard & Poor's Financial Services LLC, a part of McGraw Hill Financial. All rights reserved.

No content (including ratings, credit-related analyses and data, valuations, model, software or other application or output therefrom) or any part thereof (Content) may be modified, reverse engineered, reproduced or distributed in any form by any means, or stored in a database or retrieval system, without the prior written permission of Standard & Poor's Financial Services LLC or its affiliates (collectively, S&P). The Content shall not be used for any unlawful or unauthorized purposes. S&P and any third-party providers, as well as their directors, officers, shareholders, employees or agents (collectively S&P Parties) do not guarantee the accuracy, completeness, timeliness or availability of the Content. S&P Parties are not responsible for any errors or omissions (negligent or otherwise), regardless of the cause, for the results obtained from the use of the Content, or for the security or maintenance of any data input by the user. The Content is provided on an "as is" basis. S&P PARTIES DISCLAIM ANY AND ALL EXPRESS OR IMPLIED WARRANTIES, INCLUDING, BUT NOT LIMITED TO, ANY WARRANTIES OF MERCHANTABILITY OR FITNESS FOR A PARTICULAR PURPOSE OR USE, FREEDOM FROM BUGS, SOFTWARE ERRORS OR DEFECTS, THAT THE CONTENT'S FUNCTIONING WILL BE UNINTERRUPTED, OR THAT THE CONTENT WILL OPERATE WITH ANY SOFTWARE OR HARDWARE CONFIGURATION. In no event shall S&P Parties be liable to any party for any direct, indirect, incidental, exemplary, compensatory, punitive, special or consequential damages, costs, expenses, legal fees, or losses (including, without limitation, lost income or lost profits and opportunity costs or losses caused by negligence) in connection with any use of the Content even if advised of the possibility of such damages.

Credit-related and other analyses, including ratings, and statements in the Content are statements of opinion as of the date they are expressed and not statements of fact. S&P's opinions, analyses, and rating acknowledgment decisions (described below) are not recommendations to purchase, hold, or sell any securities or to make any investment decisions, and do not address the suitability of any security. S&P assumes no obligation to update the Content following publication in any form or format. The Content should not be relied on and is not a substitute for the skill, judgment and experience of the user, its management, employees, advisors and/or clients when making investment and other business decisions. S&P does not act as a fiduciary or an investment advisor except where registered as such. While S&P has obtained information from sources it believes to be reliable, S&P does not perform an audit and undertakes no duty of due diligence or independent verification of any information it receives.

To the extent that regulatory authorities allow a rating agency to acknowledge in one jurisdiction a rating issued in another jurisdiction for certain regulatory purposes, S&P reserves the right to assign, withdraw, or suspend such acknowledgement at any time and in its sole discretion. S&P Parties disclaim any duty whatsoever arising out of the assignment, withdrawal, or suspension of an acknowledgment as well as any liability for any damage alleged to have been suffered on account thereof.

S&P keeps certain activities of its business units separate from each other in order to preserve the independence and objectivity of their respective activities. As a result, certain business units of S&P may have information that is not available to other S&P business units. S&P has established policies and procedures to maintain the confidentiality of certain nonpublic information received in connection with each analytical process.

S&P may receive compensation for its ratings and certain analyses, normally from issuers or underwriters of securities or from obligors. S&P reserves the right to disseminate its opinions and analyses. S&P's public ratings and analyses are made available on its Web sites, www.standardandpoors.com (free of charge), and www.ratingsdirect.com and www.globalcreditportal.com (subscription) and www.spcapitaliq.com (subscription) and may be distributed through other means, including via S&P publications and third-party redistributors. Additional information about our ratings fees is available at www.standardandpoors.com/usratingsfees.

MOODY'S

INVESTORS SERVICE

Rating Update: Moody's affirms Westwood, MA's Aa1; removes negative outlook

Global Credit Research - 30 Jul 2013

WESTWOOD (TOWN OF) MA
Cities (including Towns, Villages and Townships)
MA

Opinion

NEW YORK, July 30, 2013 –Moody's Investors Service has affirmed the town of Westwood, MA's Aa1 rating and removed the negative outlook affecting approximately \$41.4 million in general obligation debt.

RATINGS RATIONALE

The Aa1 rating incorporates the town's sizeable tax base with high wealth levels, improved financial position and a manageable debt burden with limited immediate borrowing plans. The removal of the negative outlook reflects the town's improved financial condition in compliance with stated financial policies. The bonds carry the town's general obligation unlimited tax pledge, as voters have exempted debt service from the levy limitations of Proposition 2 ½.

STRENGTHS

- Sizable tax base with above average wealth indicators
- Compliance with adopted financial policies
- Manageable debt position

CHALLENGES

- Narrow reserve levels

DETAILED CREDIT DISCUSSION

IMPROVED FINANCIAL POSITION EXPECTED TO STABILIZE OVER THE NEAR-TERM

Moody's believes the town's financial position will remain healthy over the near-term due to conservative budgeting practices and adherence to approved fiscal policies. The town has managed to improve reserves to a solid \$8.2 million or 11.3% of revenues in fiscal 2012 from a narrower \$4.1 million or 6.4% of revenues in fiscal 2008. Through conservative budgeting, management increased reserves to be in compliance with the town's formally adopted reserve policy of maintaining combined stabilization funds and general fund balance at 8% of general fund revenues. Management also no longer budgets for new revenues from the stalled Westwood Station, now known as University Station, in its five year forecasts. Management projects stable reserve levels for fiscal 2013 by limiting department expenditures to 2% increases and included an \$794,000 appropriation to the stabilization fund. For fiscal 2014, management projects a balanced budget that includes an \$100,000 appropriation to the stabilization fund. The town maintains an aggressive pay-as-you-go capital program, which Moody's views as a source of financial flexibility with the expectation the town could adjust the program in tight budget years. Pay-go-capital projects accounts for approximately 1% of the town's budget annually.

FAVORABLY LOCATED BOSTON SUBURB WITH ABOVE-AVERAGE RESIDENT WEALTH LEVELS

Moody's believes the town's large tax base will remain relatively stable due to its favorable location and new developments. The large suburban tax base of \$3.7 billion is located approximately 13 miles from Boston (GO rated Aaa/stable outlook) and is growing an average rate of 2% annually over the last five years. The town is also anticipating new development as the once stalled Westwood Station project has been restarted as University Station a mixed use development. The project has been reduced in size and is scheduled break ground in the fall and open anchor stores in spring 2015. Management maintains conservative budgeting by not including any potential new revenues from the development in the town's five year budget forecasts. Resident income levels within the town are well-above average compared to state averages, with per capita and median family incomes of

169.5% and 182.2%, respectively.

MANAGEABLE DEBT BURDEN WITH NO PLANS TO ISSUE NEW DEBT

Moody's anticipates that the town's 1.1% overall debt burden will remain affordable given limited future borrowing plans. While debt service represents a 9.1% of fiscal 2012 expenditures, roughly 71% of Westwood's outstanding debt has been excluded from Proposition 2 ½ by the town's voters, easing pressure on general fund operations. Amortization of existing principal is rapid with 95.6% retired within 10 years. The town has no variable rate debt or derivative product exposure.

The town participates in the Norfolk County Contributory Retirement System, a multi-employer, defined benefit retirement plan. The town's annual required contribution (ARC) for the plan was \$2.6 million in fiscal 2012, or 3.2% of operating expenditures. The town's adjusted net pension liability, under Moody's methodology for adjusting reported pension data, is \$43,761, or an average 0.62 times General Fund revenues. Moody's uses the adjusted net pension liability to improve comparability of reported pension liabilities. The adjustments are not intended to replace the town's reported liability information, but to improve comparability with other rated entities.

Also, the town currently contributes to its OPEB liability on a pay-as-you-go basis. The town contributed 35% of its annual OPEB cost in fiscal 2012, representing \$1.7 million. The total UAAL for OPEB is \$59 million, as of June 30, 2011. The town's total fixed costs for 2012, including pension, OPEB and debt service, represented \$10.8 million or 13.3% of expenditures.

OUTLOOK

The removal of the negative outlook reflects the town's improved financial condition and compliance with stated financial policies expected to continue over the medium term.

WHAT COULD CHANGE THE RATING UP:

- Significant increases to reserve levels consistent with a higher rating category

WHAT COULD CHANGE THE RATING DOWN:

- Significant reductions in reserve levels relative to revenues
- Failure to maintain structurally balanced operations

KEY STATISTICS

2010 Population: 14,618 (increased 3.5% since 2000 census)

2012 Equalized valuation: \$3.7 billion

2012 Equalized valuation per capita: \$253,270

Median family income: \$151,976 (182.2% of the commonwealth; 236.3% of the U.S.)

Per capita income: \$59,422 (169.5% of the commonwealth; 212.8% of the U.S.)

Overall debt burden: 1.1%

Adjusted overall debt burden: 1%

Payout of principal (10 years): 95.6%

FY12 General Fund balance: \$8.2 million (11.3% of General Fund revenues)

FY12 Unassigned General Fund balance: \$5.5 million (7.6% of revenues)

The principal methodology used in this rating was General Obligation Bonds Issued by US Local Governments published in April 2013. Please see the Credit Policy page on www.moodys.com for a copy of this methodology.

REGULATORY DISCLOSURES

For ratings issued on a program, series or category/class of debt, this announcement provides certain regulatory

disclosures in relation to each rating of a subsequently issued bond or note of the same series or category/class of debt or pursuant to a program for which the ratings are derived exclusively from existing ratings in accordance with Moody's rating practices. For ratings issued on a support provider, this announcement provides certain regulatory disclosures in relation to the rating action on the support provider and in relation to each particular rating action for securities that derive their credit ratings from the support provider's credit rating. For provisional ratings, this announcement provides certain regulatory disclosures in relation to the provisional rating assigned, and in relation to a definitive rating that may be assigned subsequent to the final issuance of the debt, in each case where the transaction structure and terms have not changed prior to the assignment of the definitive rating in a manner that would have affected the rating. For further information please see the ratings tab on the issuer/entity page for the respective issuer on www.moodys.com.

Regulatory disclosures contained in this press release apply to the credit rating and, if applicable, the related rating outlook or rating review.

Please see www.moodys.com for any updates on changes to the lead rating analyst and to the Moody's legal entity that has issued the rating.

Please see the ratings tab on the issuer/entity page on www.moodys.com for additional regulatory disclosures for each credit rating.

Analysts

Vanessa Youngs
Lead Analyst
Public Finance Group
Moody's Investors Service

Nicholas Lehman
Additional Contact
Public Finance Group
Moody's Investors Service

Geordie Thompson
Additional Contact
Public Finance Group
Moody's Investors Service

Contacts

Journalists: (212) 553-0376
Research Clients: (212) 553-1653

Moody's Investors Service, Inc.
250 Greenwich Street
New York, NY 10007
USA

MOODY'S
INVESTORS SERVICE

© 2013 Moody's Investors Service, Inc. and/or its licensors and affiliates (collectively, "MOODY'S"). All rights reserved.

CREDIT RATINGS ISSUED BY MOODY'S INVESTORS SERVICE, INC. ("MIS") AND ITS AFFILIATES ARE MOODY'S CURRENT OPINIONS OF THE RELATIVE FUTURE CREDIT RISK OF ENTITIES, CREDIT

COMMITMENTS, OR DEBT OR DEBT-LIKE SECURITIES, AND CREDIT RATINGS AND RESEARCH PUBLICATIONS PUBLISHED BY MOODY'S ("MOODY'S PUBLICATIONS") MAY INCLUDE MOODY'S CURRENT OPINIONS OF THE RELATIVE FUTURE CREDIT RISK OF ENTITIES, CREDIT COMMITMENTS, OR DEBT OR DEBT-LIKE SECURITIES. MOODY'S DEFINES CREDIT RISK AS THE RISK THAT AN ENTITY MAY NOT MEET ITS CONTRACTUAL, FINANCIAL OBLIGATIONS AS THEY COME DUE AND ANY ESTIMATED FINANCIAL LOSS IN THE EVENT OF DEFAULT. CREDIT RATINGS DO NOT ADDRESS ANY OTHER RISK, INCLUDING BUT NOT LIMITED TO: LIQUIDITY RISK, MARKET VALUE RISK, OR PRICE VOLATILITY. CREDIT RATINGS AND MOODY'S OPINIONS INCLUDED IN MOODY'S PUBLICATIONS ARE NOT STATEMENTS OF CURRENT OR HISTORICAL FACT. CREDIT RATINGS AND MOODY'S PUBLICATIONS DO NOT CONSTITUTE OR PROVIDE INVESTMENT OR FINANCIAL ADVICE, AND CREDIT RATINGS AND MOODY'S PUBLICATIONS ARE NOT AND DO NOT PROVIDE RECOMMENDATIONS TO PURCHASE, SELL, OR HOLD PARTICULAR SECURITIES. NEITHER CREDIT RATINGS NOR MOODY'S PUBLICATIONS COMMENT ON THE SUITABILITY OF AN INVESTMENT FOR ANY PARTICULAR INVESTOR. MOODY'S ISSUES ITS CREDIT RATINGS AND PUBLISHES MOODY'S PUBLICATIONS WITH THE EXPECTATION AND UNDERSTANDING THAT EACH INVESTOR WILL MAKE ITS OWN STUDY AND EVALUATION OF EACH SECURITY THAT IS UNDER CONSIDERATION FOR PURCHASE, HOLDING, OR SALE.

ALL INFORMATION CONTAINED HEREIN IS PROTECTED BY LAW, INCLUDING BUT NOT LIMITED TO, COPYRIGHT LAW, AND NONE OF SUCH INFORMATION MAY BE COPIED OR OTHERWISE REPRODUCED, REPACKAGED, FURTHER TRANSMITTED, TRANSFERRED, DISSEMINATED, REDISTRIBUTED OR RESOLD, OR STORED FOR SUBSEQUENT USE FOR ANY SUCH PURPOSE, IN WHOLE OR IN PART, IN ANY FORM OR MANNER OR BY ANY MEANS WHATSOEVER, BY ANY PERSON WITHOUT MOODY'S PRIOR WRITTEN CONSENT. All information contained herein is obtained by MOODY'S from sources believed by it to be accurate and reliable. Because of the possibility of human or mechanical error as well as other factors, however, all information contained herein is provided "AS IS" without warranty of any kind. MOODY'S adopts all necessary measures so that the information it uses in assigning a credit rating is of sufficient quality and from sources Moody's considers to be reliable, including, when appropriate, independent third-party sources. However, MOODY'S is not an auditor and cannot in every instance independently verify or validate information received in the rating process. Under no circumstances shall MOODY'S have any liability to any person or entity for (a) any loss or damage in whole or in part caused by, resulting from, or relating to, any error (negligent or otherwise) or other circumstance or contingency within or outside the control of MOODY'S or any of its directors, officers, employees or agents in connection with the procurement, collection, compilation, analysis, interpretation, communication, publication or delivery of any such information, or (b) any direct, indirect, special, consequential, compensatory or incidental damages whatsoever (including without limitation, lost profits), even if MOODY'S is advised in advance of the possibility of such damages, resulting from the use of or inability to use, any such information. The ratings, financial reporting analysis, projections, and other observations, if any, constituting part of the information contained herein are, and must be construed solely as, statements of opinion and not statements of fact or recommendations to purchase, sell or hold any securities. Each user of the information contained herein must make its own study and evaluation of each security it may consider purchasing, holding or selling. NO WARRANTY, EXPRESS OR IMPLIED, AS TO THE ACCURACY, TIMELINESS, COMPLETENESS, MERCHANTABILITY OR FITNESS FOR ANY PARTICULAR PURPOSE OF ANY SUCH RATING OR OTHER OPINION OR INFORMATION IS GIVEN OR MADE BY MOODY'S IN ANY FORM OR MANNER WHATSOEVER.

MIS, a wholly-owned credit rating agency subsidiary of Moody's Corporation ("MCO"), hereby discloses that most issuers of debt securities (including corporate and municipal bonds, debentures, notes and commercial paper) and preferred stock rated by MIS have, prior to assignment of any rating, agreed to pay to MIS for appraisal and rating services rendered by it fees ranging from \$1,500 to approximately \$2,500,000. MCO and MIS also maintain policies and procedures to address the independence of MIS's ratings and rating processes. Information regarding certain affiliations that may exist between directors of MCO and rated entities, and between entities who hold ratings from MIS and have also publicly reported to the SEC an ownership interest in MCO of more than 5%, is posted annually at www.moody.com under the heading "Shareholder Relations — Corporate Governance — Director and

Shareholder Affiliation Policy."

For Australia only: Any publication into Australia of this document is pursuant to the Australian Financial Services License of MOODY'S affiliate, Moody's Investors Service Pty Limited ABN 61 003 399 657AFSL 336969 and/or Moody's Analytics Australia Pty Ltd ABN 94 105 136 972 AFSL 383569 (as applicable). This document is intended to be provided only to "wholesale clients" within the meaning of section 761G of the Corporations Act 2001. By continuing to access this document from within Australia, you represent to MOODY'S that you are, or are accessing the document as a representative of, a "wholesale client" and that neither you nor the entity you represent will directly or indirectly disseminate this document or its contents to "retail clients" within the meaning of section 761G of the Corporations Act 2001. MOODY'S credit rating is an opinion as to the creditworthiness of a debt obligation of the issuer, not on the equity securities of the issuer or any form of security that is available to retail clients. It would be dangerous for retail clients to make any investment decision based on MOODY'S credit rating. If in doubt you should contact your financial or other professional adviser.

Current Infrastructure Information

Document	Purpose	Most Recent Update	Maintained By	Included
FY14 Fixed Asset Summary	Required for annual audit/financial statements	June, 2014 Updated Annually	Town Accountant	X
Auto Fleet Schedule	Insurance	June, 2014 Updated Annually	Town Accountant	X
Vehicle/Equipment List by Department	Capital budget	September, 2014	Department Head	X
Information Systems – List of Town Computer Equipment	Capital budget	September, 2014	Director of IT	X
Sewer Master Plan	Sewer Maintenance, Management & Construction		Sewer Commission	
Town Buildings Replacement Schedule	Insurance	July, 2014 Updated Annually	Town Accountant	X
Road Improvement Program	Roadway Maintenance, Management & Construction	September, 2014	DPW Director	Summary
Town Facilities Plan	Comprehensive analysis of space needs done for planning purposes	Ongoing	Town Administrator	
School Buildings Assessment	Comprehensive review of elementary school building needs for planning purposes	Updated Assessment Ongoing	School Administration	

Some documents too large to include – see contact person.

Town of Westwood					
Fixed Asset Summary-FY14					
Town	G/L#	Beg Bal	Additions	Disposals	End Bal
		7/1/2013			6/30/2014
Land	99-000-1910	5,858,382			5,858,382
Building and Improvements	99-000-1920	106,701,907	710,738		107,412,645
Vehicles	99-000-1960	7,332,090	472,567	362,208	7,442,449
Machinery and Equipment	99-000-1950	11,115,625	1,381,711		12,497,336
Furniture and Fixtures	99-000-1970	386,986			386,986
Construction in Process	99-000-1980	0			0
Infrastructure	99-000-1990	86,646,634	1,499,453		88,146,087
Sub-total		218,041,624	4,064,469	362,208	221,743,885
Sewer					
		Beg Bal	Additions	Disposals	End Bal
Land	99-000-1911	350,850			350,850
Plant & Infrastructure	99-000-1931	26,464,464	367,711		26,832,175
Other building and Improve.	99-000-1921	6,339,070			6,339,070
Vehicles	99-000-1961	489,316		40,973	448,343
Machinery and Equipment	99-000-1951	510,212			510,212
Furniture and Fixtures	99-000-1971	35,323			35,323
Sub-total		34,189,235	367,711	40,973	34,515,973
Total		252,230,859	4,432,180	403,181	256,259,858

Auto Fleet Schedule
Description of Information
Town of Westwood
Territory # 6

Item #	Department	Year	Manufacturer & Model	Vin #	Plate #	GVW	Cost New	Type	Class	ACV RC	Med Pay	\$ Comp Deduct	\$ S.P. Deduct	\$Coll Deduct	Effective Date	AI/LP Both
1	BUILDING	2004	FORD CROWN VICTORIA	2FAFP71W94X100094	M79388		\$26,643	L	73980	ACV	N	500	NO COV	500	07/01/2014	
2	COUNCIL ON AGING	2008	FORD ECOVAN	1FT2S34L58DA67559	M55379		\$42,760	L	05230	ACV	N	500	NO COV	500	07/01/2014	
3	COUNCIL ON AGING	2010	FORD E350 VAN	1FTSS3EL2ADA98529	M36945		\$44,014	L	05230	ACV	N	500	NO COV	500	07/01/2014	
4	DPW	1987	STARLIGHT TRAILER	13YFS1427HC020180	M39476		\$3,000		69499	-	N	NO COV	NO COV	NO COV	07/01/2014	
5	DPW	1987	INGERSOLL COMPRESSOR	161894U8795700000	M39274		\$17,655	M	79340	-	N	NO COV	NO COV	NO COV	07/01/2014	
6	DPW	1992	RAYCO STUMP CUTTER	1665ACD015492	M51177		\$19,986	L	79340	-	N	NO COV	NO COV	NO COV	07/01/2014	
7	DPW	1994	CUST UTILITY TRAILER	RD10CB351R1850056	M52205		\$3,000		68499	-	N	NO COV	NO COV	NO COV	07/01/2014	
8	DPW	1995	EQUIPMENT TRAILER	70001606070950707	M54543		\$2,400	L	68499	-	N	NO COV	NO COV	NO COV	07/01/2014	
9	DPW	1995	WELCH UTILITY	1W9FP142XSN189157	M65551		\$1,500	L	68499	ACV	N	NO COV	NO COV	NO COV	07/01/2014	
10	DPW	1996	CROSS T ROLLER TRAILER	1C9FS1418T1432647	M54546		\$2,200		68499	-	N	NO COV	NO COV	NO COV	07/01/2014	
11	DPW	1999	JCB BACKHOE	SLP214FCXE0482418	M56859		\$78,057	M	79650	ACV	N	DEC 4C	NO COV	DEC 4C	07/01/2014	
12	DPW	1999	FORD F250 PICKUP	1FTNF20F4XEC95654	M55329		\$26,900	L	01499	-	N	NO COV	NO COV	NO COV	07/01/2014	
13	DPW	2000	KUBOTA TRACTOR	70860	M69131		\$13,514		79650	-	N	NO COV	NO COV	NO COV	07/01/2014	
14	DPW	2000	CROSS UTILITY	431FS1416Y2000223	M58135		\$5,000		68499	ACV	N	NO COV	NO COV	NO COV	07/01/2014	
15	DPW	2001	FORD F550 DUMP TRUCK	1FDAF57F81EA31572	M65567		\$46,577	M	21499	RC	N	DEC 4C	NO COV	DEC 4C	07/01/2014	
16	DPW	2002	MORBARK CHIPPER TRAILER	4S8SZ16142W023652	M69835		\$26,000	L	79340	ACV	N	500	NO COV	500	07/01/2014	
17	DPW	2002	KUBOTA TRACTOR	53207	M68014		\$28,600		79650	ACV	N	DEC 4C	NO COV	DEC 4C	07/01/2014	
18	DPW	2002	MAGNUM UTILITY TRAILER	5AJLS16192B000180	M69128		\$6,495	L	68499	ACV	N	NO COV	NO COV	NO COV	07/01/2014	
19	DPW	2002	FORD BOX TRUCK	3FDXF75Y62MA12721	M87409	30,000	\$50,000	H	31499	RC	Y	DEC 4C	NO COV	DEC 4C	07/01/2014	
20	DPW	2003	FORD F350 PICKUP	1FTSF31F43EA37815	M69139	9,700	\$37,208	L	01499	ACV	N	500	NO COV	500	07/01/2014	
21	DPW	2003	JOHN DEERE STEER LOADER	T00260E925352	M71579		\$52,226	L	79650	ACV	N	DEC 4C	NO COV	DEC 4C	07/01/2014	
22	DPW	2004	WELCH UTILITY TRAILER	1W9US14184N189500	M71552		\$2,695	L	68499	ACV	Y	NO COV	NO COV	NO COV	07/01/2014	
23	DPW	2004	BOMBARDIER SIDEWLAK PLOW	900200072	M80326		\$107,000	L	79650	RC	N	DEC 4C	NO COV	DEC 4C	07/01/2014	
24	DPW	2005	BIGTEX UTILITY TRAILER	16VEX182152H51818	M71941	9,000	\$4,185		68499	ACV	N	NO COV	NO COV	NO COV	07/01/2014	
25	DPW	2005	WELCH UTILITY TRAILER	1W9US14225N189504	M7252	2,250	\$2,995		68499	ACV	N	NO COV	NO COV	NO COV	07/01/2014	
26	DPW	2005	INTERNATIONAL 7000 TRUCK	1HTWDAAR95J167382	M71194		\$98,500	H	31499	ACV	N	DEC 4C	NO COV	DEC 4C	07/01/2014	
27	DPW	2006	CARGO UTILITY	2000544434	M79396		\$11,990	L	79650	ACV	N	500	NO COV	500	07/01/2014	
28	DPW	2006	JOHN DEERE LOADER	DW624JZ608535	M80561		\$127,157	M	79650	RC	N	DEC 4C	NO COV	DEC 4C	07/01/2014	

160

Auto Fleet Schedule
Description of Information
Town of Westwood
Territory # 6

Item #	Department	Year	Manufacturer & Model	Vin #	Plate #	GVW	Cost New	Type	Class	ACV RC	Med Pay	\$ Comp Deduct	\$ S.P. Deduct	\$ Coll Deduct	Effective Date	AI/LP Both
29	DPW	2007	FORD F350	1FTWX31P57EA60811	M76013	12,000	\$38,280	M	21499	RC	N	DEC 4C	NO COV	DEC 4C	07/01/2014	
30	DPW	2007	FORD F350	1FDWF31P97EA60812	M76014	12,000	\$46,580	M	21499	RC	N	DEC 4C	NO COV	DEC 4C	07/01/2014	
31	DPW	2007	FORD CROWN VICTORIA	2FAFP71W77X119876	602WKL		\$23,700	L	73980	ACV	N	500	NO COV	500	07/01/2014	
32	DPW	2007	STONE CEMENT MIXER TRAILER	262007004	M79491		\$3,794	L	79340	-	N	NO COV	NO COV	NO COV	07/01/2014	
33	DPW	2007	FORD CROWN VICTORIA	2FAFP71W17X120988	M68020		\$28,000	L	73980	ACV	N	500	NO COV	500	07/01/2014	
34	DPW	2008	FORD F550 DUMP TRUCK	1FDAF57R78EC52097	M79377		\$54,671	M	21499	RC	N	DEC 4C	NO COV	DEC 4C	07/01/2014	
35	DPW	2008	FORD F550 DUMP TRUCK	1FDAF57R98EC52098	M79380		\$54,671	H	31499	RC	N	DEC 4C	NO COV	DEC 4C	07/01/2014	
36	DPW	2009	JCB CONSTRUCTION TRACTOR	SLP214FC9U0912503	M76545		\$95,497	M	79650	RC	N	DEC 4C	NO COV	DEC 4C	07/01/2014	
37	DPW	2009	INTERNATIONAL 700 SER	1HTWDAAR79H129632	M76543		\$138,700	H	31499	RC	N	DEC 4C	NO COV	DEC 4C	07/01/2014	
38	DPW	2009	FORD E350 VAN	1FTSE34P09DA14618	M78207		\$26,249	L	01499	ACV	N	500	NO COV	500	07/01/2014	
39	DPW	2009	FORD DRWSUP TRUCK	1FDAF57R19EA00587	M76548		\$55,000	M	21499	RC	N	DEC 4C	NO COV	DEC 4C	07/01/2014	
40	DPW	2009	FORD DRWSUP TRUCK	1FDAF57R39EA00588	M76549		\$50,000	M	21499	RC	N	DEC 4C	NO COV	DEC 4C	07/01/2014	
41	DPW	2011	HOMESTEADER UTILITY TRAILER	5HABE1820BN011337	M88258	7,000	\$7,784	L	68499	ACV	Y	500	NO COV	500	07/01/2014	
42	DPW	2011	FORD F550 DUMP TRUCK	1FDUF5HT2BEB96049	M84395	19,500	\$58,458	M	21499	RC	Y	DEC 4C	NO COV	DEC 4C	07/01/2014	
43	DPW	2011	PRINOTH SIDEWALK TRACTOR	U107440V	M88264		\$132,400	M	79650	RC	N	DEC 4C	NO COV	DEC 4C	07/01/2014	
44	DPW	2012	FORD F350 PICKUP	1FT8X3BT5CEA59415	M88266	11,100	\$42,711	M	21499	RC	Y	DEC 4C	NO COV	DEC 4C	07/01/2014	
45	DPW	2012	MACK DUMP TRUCK	1M2AX01C8CM001642	M84011		\$155,000	H	31499	RC	Y	DEC 4C	NO COV	DEC 4C	07/01/2014	
46	DPW	2012	INTERNATIONAL DUMP TRUCK	1HTWDAAR3CJ672170	M84010		\$178,554	H	31499	RC	Y	DEC 4C	NO COV	DEC 4C	07/01/2014	
47	DPW	2012	ELGIN PELICAN SWEEPER	NP2513D	M87411		\$185,785	H	79340	RC	Y	DEC 4C	NO COV	DEC 4C	07/01/2014	
48	DPW	2012	TRACKLESS TRACTOR	MT61540	M87416		\$151,095	H	79650	RC	Y	DEC 4C	NO COV	DEC 4C	07/01/2014	
49	DPW	2012	FORD F550 TRUCK	1FDUF5HT3CEC96033	M85040		\$73,475	H	31499	RC	Y	DEC 4C	NO COV	DEC 4C	07/01/2014	
50	DPW	2012	FORD F550 TRUCK	1FDUF5HT5CEC96034	M85039		\$70,210	H	31499	RC	Y	DEC 4C	NO COV	DEC 4C	07/01/2014	
51	DPW	2012	FORD F550 TRUCK	1FDUF5HT7CEC96035	M85041		\$82,540	H	31499	RC	Y	DEC 4C	NO COV	DEC 4C	07/01/2014	
52	DPW	2012	FORD DUMP TRUCK	3FRNF6GE2CV418177	M84130		\$82,791	H	31499	RC	Y	DEC 4C	NO COV	DEC 4C	07/01/2014	
53	DPW	2013	JOHN DEERE LOADER	1DW624KH1CE648687	M85042		\$191,875	H	79650	RC	Y	DEC 4C	NO COV	DEC 4C	07/01/2014	
54	DPW	2013	MACK DUMP TRUCK	1M2AX04CXDM018326	M87422		\$193,500	H	31499	RC	Y	DEC 4C	NO COV	DEC 4C	07/01/2014	
55	DPW	2013	CARMATE TRAILER	5A3C612S9DL001451	M84141	2,990	\$5,000	L	68499	ACV	Y	500	NO COV	500	07/01/2014	
56	DPW	2013	MACK DUMP TRUCK	1M2AX01C4DM001798	M85879		\$176,000	H	31499	RC	Y	DEC 4C	NO COV	DEC 4C	07/01/2014	

Auto Fleet Schedule
Description of Information
Town of Westwood
Territory # 6

Item #	Department	Year	Manufacturer & Model	Vin #	Plate #	GVW	Cost New	Type	Class	ACV RC	Med Pay	\$ Comp Deduct	\$ S.P. Deduct	\$ Coll Deduct	Effective Date	All/ LP Both
57	DPW	2013	MACK DUMP TRUCK	1M2AX01C2DM001797	M85867		\$176,000	H	31499	RC	Y	DEC 4C	NO COV	DEC 4C	07/01/2014	
58	DPW	2013	MACK DUMP TRUCK	1M2AX01C6DM001799	M85868		\$176,000	H	31499	RC	Y	DEC 4C	NO COV	DEC 4C	07/01/2014	
59	DPW	2013	FORD EXPLORER	1FM5K8D88DGC96425	M90095		\$33,076	L	01499	ACV	Y	500	NO COV	500	07/01/2014	
60	DPW	2014	MACK DUMP TRUCK	1M2AX01C1EM002053	M88808		\$170,000	H	31499	RC	Y	DEC 4C	NO COV	DEC 4C	07/01/2014	
61	DPW	2014	CAM TRAILER	5JPBU312XEP034532	M88818	27,000	\$12,750	M	68499	ACV	N	500	NO COV	500	07/01/2014	
62	DPW	2014	FORD EXPLORER	1FM5K8D89EGB25359	M90084		\$33,076	L	01499	ACV	Y	500	NO COV	500	07/01/2014	
63	DPW	2014	FORD F350 PICKUP	1FTRF3BT1EEB09110	M89270		\$32,498	M	21499	RC	Y	DEC 4C	NO COV	DEC 4C	07/01/2014	
64	DPW	2014	FORD F550 DUMP TRUCK	1FDUF5HT2EEA98272	M89269		\$56,508	H	31499	RC	Y	DEC 4C	NO COV	DEC 4C	07/01/2014	
65	FIRE	1976	BAL KO BOAT TRAILER	7614696			\$225		69499	-	N	NO COV	NO COV	NO COV	07/01/2014	
66	FIRE	1986	WRIGHT TAGALONG	1S9TS1713G1132118			\$2,000	L	69499	-	N	NO COV	NO COV	NO COV	07/01/2014	
67	FIRE	1990	INTERNATIONAL FIRE TRUCK	1HTSDTVN1LH278904	MF603		\$100,000	H	79090	RC	N	DEC 4C	NO COV	DEC 4C	07/01/2014	
68	FIRE	1991	FEDERAL CYCLONE	46JBAA89M1003545	MF602	38,000	\$240,000	H	79090	RC	N	DEC 4C	NO COV	DEC 4C	07/01/2014	
69	FIRE	1991	INTERNATIONAL 4800 4X4	1HTSENHN1MH353008	MF608	30,000	\$140,000	H	79090	RC	N	DEC 4C	NO COV	DEC 4C	07/01/2014	
70	FIRE	1994	LONG CH TRAILER	LCAUS0815RT135836	M52215	1,180	\$220	L	69499	-	N	NO COV	NO COV	NO COV	07/01/2014	
71	FIRE	1999	FREIGHTLINER AMBULANCE	1FV3EFBCXXH992141	MF8967	20,000	\$133,941	M	79130	ACV	N	500	NO COV	500	07/01/2014	
72	FIRE	2000	FORD F550	1FDAF56F9YEC39911	MF4047		\$24,000	H	79090	ACV	Y	500	NO COV	500	07/01/2014	
73	FIRE	2001	FORD F450 TRUCK	1FDXF47F31ED00243	MF6764		\$80,000	M	79090	RC	N	DEC 4C	NO COV	DEC 4C	07/01/2014	
74	FIRE	2002	FORD EXPLORER	1FMZU72EX2UA40607	MF4341		\$31,260	L	79080	RC	N	500	NO COV	500	07/01/2014	
75	FIRE	2002	EMERGENCY ONE CYCLONE TRUCK	4ENGABA8021005711	MF6763		\$625,000	H	79090	RC	N	DEC 4C	NO COV	DEC 4C	07/01/2014	
76	FIRE	2003	EMERGENCY ONE PUMPER	4EN6AAA8031006817	MF605	41,800	\$350,000	H	79090	RC	N	DEC 4C	NO COV	DEC 4C	07/01/2014	
77	FIRE	2003	EMERGENCY ONE FIRE PUMPER	4EN6AAA8231006799	MF6647	41,800	\$350,000	H	79090	RC	N	DEC 4C	NO COV	DEC 4C	07/01/2014	
78	FIRE	2006	INTERNATIONAL 400 SER AMBULANCE	1HTMNAAM36H315205	MF7233	20,000	\$178,975	M	79130	ACV	N	500	NO COV	500	07/01/2014	
79	FIRE	2006	FORD LIFELINE AMBULANCE	1FDXE45P66DA19338	MFA465	14,050	\$25,000	M	79130	ACV	N	500	NO COV	500	07/01/2014	
80	FIRE	2008	LOAD UTILITY TRAILER	5A4LTSL1882029317	MF9702	1,600	\$2,000	L	69499	ACV	N	500	NO COV	500	07/01/2014	
81	FIRE	2009	CHEVROLET TAHOE	1GNFK03029R263526	MF6653	7,300	\$28,214	L	79080	RC	N	500	NO COV	500	07/01/2014	
82	FIRE	2009	FORD F350 PICKUP	1FTWF31529EA61063	MF601	10,100	\$43,616	L	79090	RC	N	DEC 4C	NO COV	DEC 4C	07/01/2014	
83	FIRE	2011	INTERNATIONAL AMBULANCE	1HTMNAALXBH360143	MF3733		\$253,423	M	79130	ACV	Y	500	NO COV	500	07/01/2014	
84	FIRE	2012	FORD EXPLORER	1FMHK8D89CGA09816	MFA464		\$32,106	L	79080	RC	Y	500	NO COV	500	07/01/2014	

167

Auto Fleet Schedule
Description of Information
Town of Westwood
Territory # 6

Item #	Department	Year	Manufacturer & Model	Vin #	Plate #	GVW	Cost New	Type	Class	ACV RC	Med Pay	\$ Comp Deduct	\$ S.P. Deduct	\$Coll Deduct	Effective Date	AI/LP Both
85	FIRE	2012	FORD EXPLORER	1FMHK8D87CGA09815	MF8711		\$32,106	L	79080	RC	Y	500	NO COV	500	07/01/2014	
86	FIRE	2013	KUBOTA UTILITY CART	A5KB1FDAPDG0E1517	MFA470		\$12,450	L	79080	ACV	Y	500	NO COV	500	07/01/2014	
87	HEALTH	2003	FORD CROWN VICTORIA	2FAFP71W73X112467	M80562		\$25,000	L	73980	ACV	N	500	NO COV	500	07/01/2014	
88	HEALTH	2006	HAUL UTILITY TRAILER	16HCB12146P059112	M75531	1,900	\$4,228	L	68499	ACV	N	500	NO COV	500	07/01/2014	
89	POLICE	1991	PENN UTILITY TRAILER	1P9C714D1ML016195	M52187	6,000	\$2,900	L	68499	ACV	N	NO COV	NO COV	NO COV	07/01/2014	
90	POLICE	1999	SPEED ALERT TRAILER	1P9141010XG301142	M55226		\$6,490	L	69499	-	N	NO COV	NO COV	NO COV	07/01/2014	
91	POLICE	1999	SPEED ALERT TRAILER	1P9141011XG301196	M60609		\$6,490	L	69499	-	N	NO COV	NO COV	NO COV	07/01/2014	
92	POLICE	2003	DYNA UTILITY TRAILER	139MP151X3A003226	M70452	3,000	\$23,000	L	68499	ACV	N	500	NO COV	500	07/01/2014	
93	POLICE	2003	DYNA UTILITY TRAILER	139MP15183A003225	M70453	3,000	\$23,000	L	68499	ACV	N	500	NO COV	500	07/01/2014	
94	POLICE	2005	FORD CROWN VICTORIA	2FAHP74W85X121900	195XWN		\$28,180	L	79110	RC	N	500	NO COV	500	07/01/2014	
95	POLICE	2007	FORD EXPLORER	1FMEU73807UB07276	MP607W		\$32,320	L	79110	RC	Y	500	NO COV	500	07/01/2014	
96	POLICE	2008	FORD TAURUS SEDAN	1FAHP25W28G180761	895AY3		\$15,927	L	79110	RC	N	500	NO COV	500	07/01/2014	
97	POLICE	2009	FORD EXPEDITION	1FMFU16539EB27005	MP610W		\$36,100	L	79110	RC	N	500	NO COV	500	07/01/2014	
98	POLICE	2009	FORD CROWN VICTORIA	2FAHP71V89X115046	MP616W		\$31,928	L	79110	RC	N	500	NO COV	500	07/01/2014	
99	POLICE	2009	CARMATE UTILITY TRAILER	5A3C612S29L001282	M78221	2,990	\$6,000	L	68499	ACV	N	500	NO COV	500	07/01/2014	
100	POLICE	2011	FORD CROWN VICTORIA	2FABP7BV6BX100524	MP614W		\$28,495	L	79110	RC	N	500	NO COV	500	07/01/2014	
101	POLICE	2011	FORD CROWN VICTORIA	2FABP7BV8BX100525	MP615W		\$28,495	L	79110	RC	N	500	NO COV	500	07/01/2014	
102	POLICE	2011	FORD CROWN VICTORIA	2FABP7BV9BX104146	MP612W	4,010	\$29,895	L	79110	RC	N	500	NO COV	500	07/01/2014	
103	POLICE	2011	FORD CROWN VICTORIA	2FABP7BV0BX104147	MP613W	4,010	\$29,895	L	79110	RC	N	500	NO COV	500	07/01/2014	
104	POLICE	2011	FORD E250 VAN	1FTNE2ELXBDB04268	MP608W		\$21,324	L	79120	ACV	N	500	NO COV	500	07/01/2014	
105	POLICE	2011	FORD CROWN VICTORIA	2FABP7BV2BX163250	MP609W		\$30,683	L	79110	RC	Y	500	NO COV	500	07/01/2014	
106	POLICE	2011	FORD CROWN VICTORIA	2FABP7BV4BX163251	MP617W		\$28,120	L	79110	RC	Y	500	NO COV	500	07/01/2014	
107	POLICE	2011	FORD CROWN VICTORIA	2FABP7BV7BX172395	MP611W	4,011	\$28,120	L	79110	RC	Y	500	NO COV	500	07/01/2014	
108	POLICE	2012	FORD TAURUS	1FAHP2HWXCG106802	883RF8	4,010	\$26,888	L	79110	RC	Y	500	NO COV	500	07/01/2014	
109	POLICE	2013	FORD EXPLORER	1FM5K8AR7DGB71297	MP616W		\$42,998	L	79120	RC	Y	500	NO COV	500	07/01/2014	
110	POLICE	2014	FORD FUSION	3FA6P0LU7ER104275	375VA4		\$32,135	L	79110	RC	Y	500	NO COV	500	07/01/2014	
111	POLICE	2014	FORD EXPLORER	1FM5K8AR2EGA60206	MP3203		\$33,038	L	79120	RC	Y	500	NO COV	500	07/01/2014	
112	POLICE	2014	FORD EXPLORER	1FM5K8AR4EGA60207	MP607W		\$33,038	L	79120	RC	Y	500	NO COV	500	07/01/2014	
113	RECREATION	2003	FORD ECOWAGON	1FBSS31L63HB93262	M72100		\$20,540	L	05230	ACV	N	500	NO COV	500	07/01/2014	

163

Auto Fleet Schedule
Description of Information
Town of Westwood
Territory # 6

Item #	Department	Year	Manufacturer & Model	VIn #	Plate #	GVW	Cost New	Type	Class	ACV RC	Med Pay	\$ Comp Deduct	\$ S.P. Deduct	\$Coll Deduct	Effective Date	AI/LP Both
114	RECREATION	2009	FORD CROWN VICTORIA	2FAHP71V69X115045	971VGJ		\$31,928	L	73980	RC	N	500	NO COV	500	07/01/2014	
115	SCHOOL	2001	GEM GOLF CART	5ASAG27421F013332	M71187		\$6,000	L	94600	ACV	N	NO COV	NO COV	NO COV	07/01/2014	
116	SCHOOL	2001	FORD E350 VAN	1FTSE34L01HB45915	M18465		\$21,124	L	01499	ACV	N	500	NO COV	500	07/01/2014	
117	SCHOOL	2004	FORD DRWSUP	1FDXF46S64EB71787	M71570	15,000	\$29,786	M	21499	RC	N	DEC 4C	NO COV	DEC 4C	07/01/2014	
118	SCHOOL	2005	BIG TEX UTILITY TRAILER	16VNX142X52D77327	M71931	9,000	\$3,694	L	68499	ACV	N	NO COV	NO COV	NO COV	07/01/2014	
119	SCHOOL	2006	FORD E350 VAN	1FTSE34L76HA38352	M70738		\$16,387	L	05650	ACV	N	500	NO COV	500	07/01/2014	
120	SCHOOL	2009	HOMESTEADER UTILITY TRAILER	5HABE16289N000163	M80636	7,000	\$5,996	L	68499	ACV	N	500	NO COV	500	07/01/2014	
121	SCHOOL	2009	CHEVROLET SILVERADO	1GCHK7479F181190	M82994	9,900	\$37,981	L	01499	ACV	N	500	NO COV	500	07/01/2014	
122	SCHOOL	2011	FORD E150 VAN	1FMNE1BW2BDB29220	11598	8,520	\$24,356	L	05650	ACV	Y	500	NO COV	500	07/01/2014	
123	SCHOOL	2012	FORD PICKUP	1FDRF3G64CEA07859	M87966		\$33,075	L	01499	ACV	Y	500	NO COV	500	07/01/2014	
124	SELECTMEN	2008	FORD CROWN VICTORIA	2FAFP71V98X111660	M84008		\$29,622	L	73980	RC	N	500	NO COV	500	07/01/2014	
125	SEWER	2008	FORD F350 UTILITY	1FDWX31R58EC52096	M79379		\$48,313	M	21499	RC	N	DEC 4C	NO COV	DEC 4C	07/01/2014	
126	SEWER	2009	INTERNATIONAL 700 SER	1HTWCAZR39J130423	M76544		\$253,577	H	31499	RC	N	DEC 4C	NO COV	DEC 4C	07/01/2014	
127	SEWER	2009	SEWER RODDER UTILITY TRAILER	1S9HU16179C381653	M76542		\$9,000	L	79340	-	N	NO COV	NO COV	NO COV	07/01/2014	
128	SEWER	2011	FORD F350 PICKUP	1FD8X3BT9BEB90843	M83469	10,000	\$55,914	M	21499	RC	Y	DEC 4C	NO COV	DEC 4C	07/01/2014	
129	SEWER	2013	FORD EXPLORER	1FM5K8D89DGB21018	M9591		\$33,985	L	01499	ACV	N	500	NO COV	500	07/01/2014	

AUTOMOBILE FLEET SCHEDULE - TOWN OF WESTWOOD - Department of Public Works									
ITEM #	DEPARTMENT	YEAR	MANUFACTURER & MC VIN		PLATE #	COST NEW	TYPE	MILEAGE	Scheduled Replacement
Car 3	HIGHWAY	2014	FORD EXPLORER	1FM5K8D89EGB25359	M90084	35,000.00	SUV	20.00	2024
SP. CAR 1	REC Dept.	2008	FORD CROWN VIC	2FAFP71V98X111660	M84008	25,000.00	CAR	93,114.00	N/A
SP. Car 2	DPW	2009	FORD CROWN VIC	2FAHP71V69X115045	M90088	25,000.00	CAR		N/A
SP.Car 3	DPW	2007	FORD CROWNVIC	2FAFP71WI7X120988	M68020	30,000.00	CAR		114,000
SP.Car 4	HIGHWAY	2007	FORD CROWN VIC	2FAFP71W77X119876	602WKL	25,000.00	CAR	99,300.00	2017
Car 5	SEWER	2013	FORD EXPLORER	1FM5K8D89DGB21018	M9591	35,000	SUV	2,600.00	2023
Car 6	Facility Div.	2013	FORD EXPLORER	1FM5K8D88DGC96425	M90095	35,000.00	SUV	10.00	2024
Truck 01	HIGHWAY	2012	FORD F350 PICKUP	1FT8X3BT5CEA59415	M88266	43,000.00	LIGHT	19,000.00	2021
Truck 02	HIGHWAY	2009	Ford F550	1FDAF57R39EA00588	M76549	55,000.00	MEDIUM	31,000.00	2016
Truck 04	HIGHWAY	2012	Pelican Sweeper	NP2513D	M87411	163,785.00	HEAVY	31,000.00	2019
Truck 05	HIGHWAY	2014	FORD F-350	1FTRF3BT1EEB09110	M89270	43,000.00	LIGHT		2025
Truck 06	HIGHWAY	2014	MACK DUMP	1M2AX01C1EM002053	M88808	165,000.00	HEAVY	100.00	2023
Truck 07	HIGHWAY	2007	FORD F350 UTILITY TR	1FDWF31P97EA60812	M76014	46,580.00	MEDIUM	45,200.00	2018
Truck 08	HIGHWAY	2013	MACK DUMP	1M2AX01C6DM001799	M85868	165,000.00	HEAVY	400.00	2023
Truck 09	CEMETERY	2008	FORD F550	1FDAF57R78EC52097	M79377	65,000.00	MEDIUM	39,000.00	2019
Truck 10	HIGHWAY	2012	MACK DUMP	1M2AX01C8CM001642	M84011	165,000.00	HEAVY	1,010.00	2021
Truck 11	HIGHWAY	2013	F550 Rack Body	1FDV5HT3CEC96033	M85867	65,000.00	MEDIUM	2,000.00	2024
Truck 12	HIGHWAY	2005	INTERNATIONAL 7000	1HTWDAAR95J167382	M71194	113,468.00	HEAVY	12,385.00	2017
Truck 13	HIGHWAY	2012	Ford F650	3FRNF6GE2CV418177	M84130	90,000.00	MEDIUM	2,000.00	2022
Truck 14	HIGHWAY	2009	INTERNATIONAL	1HTWDAAR79H129632	M76543	155,000.00	HEAVY	10,500.00	2018
Truck 15	HIGHWAY	2008	FORD F550	1FDAF57R98EC52098	M79380	55,000.00	MEDIUM	37,103.00	2017
Truck 16	HIGHWAY	2014	FORD F550	1FDUF5HT2EEA98272	m89269	76,000.00	MEDIUM	0.00	2025
Truck 17	HIGHWAY	2011	FORD F550	1FDUF5HT2BEB96049	M84395	55,000.00	MEDIUM	12,182.00	2021
Truck 19	HIGHWAY	2012	INTERNATIONAL	1HTWDAAR3CJ672170	M84010	165,000.00	HEAVY	1,749.00	2021
Truck 20	HIGHWAY	2013	MACK DUMP	1M2AX01C4DM001798	M85879	176,000.00	HEAVY	400.00	2023
Truck 22	SEWER	2011	FORD F350	1FD8X3BT9BEB90843	M83469	55,000.00	MEDIUM	24,500.00	N/A
Truck 23	HIGHWAY	2013	MACK DUMP	1M2AX01C2DM001797	M85867	176,000.00	HEAVY	400.00	2023
Truck 24	SEWER/HIGH	2009	INTERNATIONAL GIANT	IHTWCA2R39J130423	M76544	350,000.00	HEAVY	1,600.00	N/A

Truck 25	SEWER	2008	FORD F350	1FDWX31R58EC52096	M79379	0.00	MEDIUM	53,989.00	2017
Truck 26	HIGHWAY	2013	FORD F 550	1FDUF5HT7CEC96035	M85041	55,000.00	MEDIUM	1,000.00	2023
Truck 27	HIGHWAY	2013	MACK DUMP	1M2AX04CXDM018326	M87422	165,000.00	HEAVY	400.00	2022
Truck 30	PARK	2013	FORD DUMP F 550	1FDVF5HT5CEC96034	M85039	40,000.00	MEDIUM	1,200.00	2023
Truck 31	PARK	2007	FORD 350 PICKUP	1FTWX31P57EA60811	M76013	38,280.00	MEDIUM	91,748.00	2017
Truck 32	PARK	2009	FORD F-550	1FDAF57R19EA00587	M76548	55,000.00	MEDIUM	48,188.00	2019
Truck 33	HIGHWAY	2002	FORD 750 BUCKET	3FDXF75Y62MA12721	M87409	50,000.00	HEAVY	22,000.00	2025
Truck 46	HIGHWAY	2001	FORD F550	1FDAF57F81EA31572	M65567	47,000.00	MEDIUM	87,085.00	2015
Truck 55	HIGHWAY	2009	E 350 VAN	1FTSE34PO9DA14618	M78207	26,000.00	LIGHT	32,835.00	2020
	HIGHWAY	1987	STARLIGHT TRAILER	13YF51427HC020180	M39476	3,000.00		NA	
28	HIGHWAY	2012	TRACKLESS	MT61540	M87416	137,095.00	LIGHT	483.00	2022
Compress.	HIGHWAY	1987	INGERSOL COMP.	161894U87957	M39274	17,655.00	MEDIUM	NA	
B1	HIGHWAY	2011	BOMBARDIER SW TRAC	U107440V	M88264	107,000.00	MEDIUM	NA	2020
B2	HIGHWAY	2004	BOMBARDIER SW TRAC	900200072	M80326	107,000.00		NA	2018
K1	PARK	2000	KUBUTA - TRACTOR	L4310	M69131	24,000.00	TRACTOR	NA	
K2	PARK	2002	KUBUTA - M5700 -TRAC	M60014	M68014	30,000.00	TRACTOR	NA	2015
L1	HIGHWAY	2013	JOHN DEERE - 624K	1DW624KHCCE648687		153,875.00	HEAVY	NA	2022
L2	HIGHWAY	2006	624J DEERE LOADER	DW624JZ608535	M80561	127,000.00	HEAVY	NA	2020
JCB-1	HIGHWAY	1999	J.C.B. BACKHOE/LOAD	SLP214FCXEQ482418	M56859			N/A	2016
JCB-2	HIGHWAY	2009	J.C.B. BACKHOE/LOAD	SLP214FC9U0912503	M76545			NA	2019
Skid	HIGHWAY	2003	JOHN DEERE - 260 SKID	T00260E925352	M71579			NA	2018
Chipper	HIGHWAY	2003	MOBARK	1R1752	M69835	19,000.00		NA	2016
RM-1	SEWER/HIGH	2009	Seer Rod Machine/Traile	1S9HU16179C381653	M76542	\$38,000.00	TRAILER	NA	
Leaf Vac	HIGHWAY	2006	T-GIANT-VAC	2000544434	M79396	12,000.00		NA	
Roller	HIGHWAY	2006	ROLLER	332996082	NONE			NA	
Stumper	HIGHWAY	1994	T-RAYCO STUMP CUTT	1665AC/D015492	M51177	20,000.00		NA	
Emerg. Trailer	HIGHWAY	2013	Car Utility Trailer	5A3C612S9DL001451	M84141	6,000.00			
Trailer 1	F&G	2000	TRAILER	431FS14642000223	M58135	\$6,000.00	MEDIUM		
Trailer 2	F&G	2004	TRAILER WELCH	1W9U5141N189500	M71552	6,000.00	MEDIUM	NA	
Trailer 3	HIGHWAY	2002	MAGNU LIGHT TRAILER	5AJLS16192B000180	M69128	7,000.00		NA	

Trailer 4	HIGHWAY	1995		7000160670950707	M54543	2,400.00		NA	
Trailer 5	HIGHWAY	1996	CROSS/FLAT TRAILER	1C9FS1418T1432647	M54546	3,000.00		NA	
Trailer 6	HIGHWAY	1994	TRAILER - RECYCLING	RDIOCB351R1850056	M52205	\$3,000.00	MEDIUM		
Trailer 7	HIGHWAY	2011	Homesteader	5HABE1820BN011337	M88258	\$8,000.00	MEDIUM		
Trailer 8	HIGHWAY	2005	TRAILER WELCH	1W9US14225N189504	M7252	\$6,000.00	MEDIUM		
Trailer 9	HIGHWAY	2007	Cement mixer Trailer	262007004	M79491	\$3,000.00	MEDIUM		
Trailer 10	HIGHWAY	2005	Big Tex Trailer	16VEX182152H51818	M71941				
Trailer 11	F&G	1995	Welch	N/A (Black Flatbed)	M58116	\$3,000.00			
Trailer 12	CEMETERY	2014	CAM Flatbed	5JPBU312XEP034532	M88818	\$12,750.00			
MB1	DPW/POLICE		3M MESSAGE SIGN	139MP15133A003225	M70453	\$23,000.00		NA	
MB2	DPW/POLICE		3M MESSAGE SIGN	139MP151X3A003226	M70452	\$23,000.00		NA	

Vehicle Inventory

Department FIRE (All readings as of 10/30/14)

Vehicle	Year	Year Purchased	Mileage	Vehicle is Used For	Scheduled Year of Replacement	Comments
E1	1991	1991	68,544	Structure/Vehicle Fires (Reserve Unit)	2016(Out of Service)	Engine
E2	2003	2004	103,150	Structure/Vehicle Fires/Rescue	2016	Engine
E5	2003	2004	36,175	Structure/Vehicle Fires	2016(To Reserve Status)	Engine
L1	2002	2003	12,902	Structure Fires	2022	Ladder Truck
Sq1	1991	1991	27,651	Brush Fires	2016	Combination
Sq2	1990	1990	34,110	Brush/Structure Fires	2016	Combination
B1	2001	2001	3,420	Brush Fires	2021	Brush Truck
A1	2011	2011	48,623	Medical	2016 (To Reserve Status)	Ambulance
A2	2006	2006	80,085	Medical	2016(To Other Use)	Ambulance
C1	2012	2011	24,592	Command	2016	SUV
C2	2012	2011	29,039	Command	2016	SUV
C3	2009	2009	44,233	Command	2014	SUV
C4	2009	2009	11,413	Utility	2019	Utility Truck
M1	2000	2013	132,413	Fire Alarm	2013	Bucket Truck
A3	2006	2012	101,298	Medical	2016 (By A2)	Ambulance
C5	2002	2001	96,160	Spare Command Vehicle	2015 (By C3)	SUV

Vehicle Inventory 2014

Department POLICE

Vehicle	Year	Year Purchased	Mileage	Vehicle is Used For	Scheduled Year of Replacement	Comments
605	2007	2007	138628	Unmarked SUV		
606	2013	2013	16100	Marked Police Cruiser		
607	2013	2013	16300	Marked Police Cruiser		
608	2011	2011	12261	Animal Control Van		
609	2011	2012	51719	Marked Police Cruiser		
610	2009	2009	46552	Marked Police Cruiser		Safety Officer
611	2011	2012	56312	Marked Police Cruiser		
612	2011	2011	80740	Marked Police Cruiser		Detail cruiser
613	2011	2011	67363	Marked Police Cruiser		
614	2011	2010	44546	Marked Police Cruiser		Detail cruiser
615	2011	2010	81508	Marked Police Cruiser		
616	2013	2013	27650	Marked Police Cruiser		
617	2011	2012	57627	Marked Police Cruiser		New motor 2014
618	2008	2009	66977	Unmarked – Detectives		Purchased used
619	2012	2012	53061	Unmarked – Detectives		
620	2014	2013	38967	Unmarked - Chief of Police		Hybrid
	1991	1994		Emergency Management Trailer		
T1	1999	1999		Solar Speed Alert Trailer		Broken TBD
T2	1999	2000		Solar Speed Alert Trailer		Broken TBD
T3	2009	2009		Traffic Safety Trailer		Out for refurb

Speed Trailers:

T1 does not work at all. T2 works but no longer flashes when speed is over the set limit. (*The technician has advised against putting any more money into these*).

SUMMARY - TOWN USER AND PERIPHERAL LIST

<i>location</i>	<i>user category</i>	<i>Users Supported</i>	<i>computers</i>	<i>local printer</i>
<i>Carby St</i>	Town	33	31	6
<i>COA</i>	Town	9	5	4
<i>Deerfield</i>	School	2	2	2
<i>Downey</i>	School	3	2	1
<i>Fire Dept</i>	Town	39	17	2
<i>Hanlon</i>	School	2	2	2
<i>High School</i>	School	31	16	13
<i>HS Central Admin</i>	School	21	14	7
<i>HS-Pre K</i>	School	3	1	
<i>Info Systems</i>	Town	5	22	
<i>Islington CC</i>	Town	5	6	1
<i>Islington Library</i>	Town	1	1	
<i>Library</i>	Town	4	5	2
<i>Martha Jones</i>	School	4	3	2
<i>Middle School</i>	School	8	5	3
<i>Police Dept</i>	Town	41	22	2
<i>Recreation</i>	Town	9	14	2
<i>Sheehan</i>	School	3	4	2
<i>Town Hall</i>	Town	32	39	7
<i>Totals for All Locations</i>		<i>271</i>	<i>243</i>	<i>61</i>

STATEMENT OF VALUES

Date: 9/9/2014

Name of Insured: Westwood, Town of
Name of Company: MIIA Property And Casualty Group, Inc.

Item #	Description and Location of Property	Value at 100%	
		Actual Cash Value	Replacement Cost When Applicable
1	A (D3) Arcadia Road Sewer Pumping Station Arcadia Road		\$2,154,200
	B Personal Property in Above		\$37,699
2	A (D3) Brook Street Sewer Pumping Station Brook Street		\$1,750,135
	B Personal Property in Above		\$76,992
3	A (A3) Colburn School Administration Building 660 High Street	\$431,136	\$0
	B Personal Property in Above		\$0
4	A (D3) Conant Road Sewer Pumping Station Conant Road		\$1,400,107
	B Personal Property in Above		\$18,902
5	A (D3) Downey Elementary School 250 Downey Street		\$6,689,731
	B Personal Property in Above		\$187,921
6	A (D3) E.W. Thurston Junior High School (incl. Addition) 850 High Street		\$11,012,811
	B Personal Property in Above		\$597,537
7	A (D3) Far Reach Road Sewer Pumping Station Far Reach Road		\$538,550
	B Personal Property in Above		\$6,300
8	A (D3) Highway Department Garage 50 Carby Street		\$528,214
	B Personal Property in Above		\$261,375
9	A (A3) Recreation Office Carby Street		\$175,090
	B Personal Property in Above		\$26,102
10	A (A3) Highway Department Sand & Salt Storage Shed 50 Carby Street		\$245,693
	B Personal Property in Above		\$5,386
11	A (A3) Islington Branch Library 260 Washington Street		\$329,452
	B Personal Property in Above		\$189,015

- The values shown must be Actual Cash Value (100%) or Replacement Cost Values (100%) and should reflect the basis of coverage for each item and for either (A) Building or (B) Personal Property of the insured or both.
- The values shall be submitted to the insurance group and subject to its acceptance.
- Nothing contained in these instructions shall be construed as changing in any manner the conditions of the contract.
- The group may require this Statement of Values to be signed by the Insured, or in the case of firms, by a partner or an officer.
- A value of \$0.00 indicates that coverage is not included for the corresponding entry.

MMP 100
(ED 10 91)

Includes copyrighted materials of Insurance Services Office, with its permission.
Copyright Insurance Services Offices, 1987.

STATEMENT OF VALUES

Date: 9/9/2014

Name of Insured: Westwood, Town of
Name of Company: MIIA Property And Casualty Group, Inc.

Item #	Description and Location of Property	Value at 100%	
		Actual Cash Value	Replacement Cost When Applicable
12 A (A3)	Islington Fire Station 300 Washington Street		\$377,822
B	Personal Property in Above		\$17,401
13 A (D3)	Main Fire Station 637 High Street		\$993,258
B	Personal Property in Above		\$136,424
14 A (D3)	Martha Jones Elementary School 80 Martha Jones Road		\$7,489,569
B	Personal Property in Above		\$187,921
15 A (F3)	Deerfield School 72 Deerfield Avenue		\$3,877,924
B	Personal Property in Above		\$17,401
16 A (D3)	Highway Department Storage Garage (New) Carby Street		\$282,361
B	Personal Property in Above		\$161,565
17 A (D3)	Paul R. Hanlon Elementary School 790 Gay Street		\$2,758,810
B	Personal Property in Above		\$187,921
18 A (B3)	Police Station 584 High Street		\$985,825
B	Personal Property in Above		\$191,401
19 A (A3)	Senior Center Garage/Food Pantry 60 Nahatan Street		\$209,100
B	Personal Property in Above		\$5,386
20 A (F3)	Submersible Sewer Pumping Station Sycamore Drive		\$209,100
B	Personal Property in Above		\$1
21 A (F3)	Submersible Sewer Pumping Station Clapboardtree Street		\$261,375
B	Personal Property in Above		\$1
22 A (D3)	Summer Street Sewer Pumping Station Summer Street		\$861,680
B	Personal Property in Above		\$6,300

STATEMENT OF VALUES

Date: 9/9/2014

Name of Insured: Westwood, Town of
Name of Company: MIA Property And Casualty Group, Inc.

Item #	Description and Location of Property	Value at 100%	
		Actual Cash Value	Replacement Cost When Applicable
23	A (B3) Town Hall 580 High Street		\$1,225,896
	B Personal Property in Above		\$130,501
24	A (A3) Westwood Senior Center 60 Nahatan Street		\$1,881,900
	B Personal Property in Above		\$39,027
25	A (F3) William E Sheehan Elementary School 549 Pond Street		\$6,483,968
	B Personal Property in Above		\$267,961
26	A (A3) 6 Temp. Classroom Buildings - Thurston Middle School 850 High Street		\$683,291
	B Personal Property in Above		\$76,588
27	A (C3) Dela Park Estates Pumping Station Dela Park Road		\$323,130
	B Personal Property in Above		\$5,386
28	A (C3) Stevens Farm Pump Station		\$261,375
	B Personal Property in Above		\$5,386
29	A (D3) DPW Building Carby Street		\$988,909
	B Personal Property in Above		\$209,100
30	A (D3) Westwood High School (New) Nahatan Street		\$31,835,475
	B Personal Property in Above		\$2,334,602
31	A (B3) Islington Community Center 288 Washington Street		\$1,407,516
	B Personal Property in Above		\$21,224
32	A (C3) Fencing Morrison Park		\$63,671
	B Personal Property in Above		\$0
33	A (A3) Snack Stand Morrison Park		\$10,612
	B Personal Property in Above		\$1

STATEMENT OF VALUES

Date: 9/9/2014

Name of Insured: Westwood, Town of
Name of Company: MIIA Property And Casualty Group, Inc.

Item #	Description and Location of Property	Value at 100%	
		Actual Cash Value	Replacement Cost When Applicable
34 A (C3)	Lighting Morrison Park		\$132,648
B	Personal Property in Above		\$0
35 A (C3)	Irrigation Morrison Park		\$26,530
B	Personal Property in Above		\$0
36 A (A3)	Storage Garage Morrison Park		\$132,648
B	Personal Property in Above		\$141,143
37 A (C3)	Pump Replacement Morrison Park		\$52,275
B	Personal Property in Above		\$0
38 A (A3)	Modular Classrooms at Hanlon School 790 Gay Street		\$559,993
B	Personal Property in Above		\$40,524
39 A (A3)	School Street Playground Tot Lot 44 School Street		\$156,825
B	Personal Property in Above		\$0
40 A (C3)	Highway Garage 50 Carby Street		\$940,950
B	Personal Property in Above		\$209,100
41 A (A3)	DPW Storage Tent Highway Yard		\$36,593
B	Personal Property in Above		\$52,275
42 A (A3)	Modular Classrooms Middle School		\$2,927,400
B	Personal Property in Above		\$219,555
43 A (A3)	Westwood High School Concession Stand 200 Nahatan Street		\$345,015
B	Personal Property in Above		\$1,046
44 A (A3)	Westwood High School Maintenance Garage 200 Nahatan Street		\$297,968
B	Personal Property in Above		\$1,046

STATEMENT OF VALUES

Date: 9/9/2014

Name of Insured: Westwood, Town of

Name of Company: MIA Property And Casualty Group, Inc.

Item #	Description and Location of Property	Value at 100%	
		Actual Cash Value	Replacement Cost When Applicable
45	A (D3) New Library 668 High Street		\$8,926,897
	B Personal Property in Above		\$1,045,500
46	A (A3) Cemetery Barn High Street		\$153,000
	B Personal Property in Above		\$1,020
Total Amounts of Insurance		\$431,136	\$110,105,222

All values submitted are correct to the best of my knowledge and belief.

Name: _____

Title: _____

Date: _____



**TOWN OF WESTWOOD
COMMONWEALTH OF MASSACHUSETTS
DEPARTMENT OF PUBLIC WORKS**

TODD KORCHIN, *DIRECTOR*
BRENDAN RYAN, *HIGHWAY SUPERINTENDENT*

ROBERT J. ANGELO, *SEWER SUPERINTENDENT*

To: Sheila Nee
Finance Commission

From: Todd Korchin
Directory of Public Works

September 4, 2014

In 2014, Westwood updated the pavement management database to reflect roadway work performed during the 2014 construction season. Included in this memo is a summary of findings of the initial and post construction road surface rating (RSR) survey.

During the 2014 construction season, Westwood allocated \$ 850,000.00 toward roadway projects, including mill & overlay on the following roads: Baker Street, Bayley Street, Bonney Street, Burke Street, Church Street, Colburn Street, Ellis Street, Fisher Street, French Street, Oak Street, Pine Street, School Street, Short Street, Stearns Street, and Willow Farm Road.

The results of the updated program yield an average RSR of 80, an improvement from a 79 following last year's construction season. The current backlog of work is calculated to be \$8,656,920. The program is currently calling for approximately 57% of the roadway network to be treated with either a surface treatment or structural improvement.

We are currently developing our 2015 Roadway Improvement Plan.

The following tables show existing backlog information:

Yearly Backlog Comparison - In Dollars

	2011	2012	2013	2014
Pavement Rehabilitation	\$707,540	\$580,739	\$348,795	\$512,057
Surface Improvement	\$6,493,067	\$6,380,056	\$8,259,934	\$8,053,656
Preventative				
Maintenance	\$127,076	\$165,333	\$107,978	\$91,207
Total Backlog	\$7,327,683	\$7,126,128	\$8,716,707	\$8,656,920

Yearly Backlog Comparison - in Miles

	2011	2012	2013	2014
Pavement Rehabilitation	2.5	1.8	1.2	1.7
Surface Improvement	49.0	37.8	47.0	48.1
Preventative				
Maintenance	23.8	32.0	20.0	14.6
Do Nothing	9.7	13.4	16.9	20.6