



Weekly COVID-19 Public Health Report

The Weekly COVID-19 Public Health Report includes enhanced, more granular information to be updated on a weekly, or biweekly basis, including town-by-town case and testing information, cases and deaths in Long Term Care Facilities, updates on nursing facility audit results, and more.





Table of Contents

| | |
|--|---------|
| Count and Rate (per 100,000) of Confirmed COVID-19 Cases and Persons Tested in MA by City/Town | Page 3 |
| Map of Count of Confirmed COVID-19 Cases in MA by City/Town..... | Page 17 |
| Map of Testing Rate (per 100,000, PCR only) for COVID-19 in MA by City/Town..... | Page 18 |
| Map of Percent Positivity (PCR only) for COVID-19 in MA by City/Town for Last 14 Days..... | Page 19 |
| Map of Rate (per 100,000) of New Confirmed COVID-19 Cases in Past 7 Days by Emergency Medical Services (EMS) Region... | Page 20 |
| Massachusetts Residents Quarantined due to COVID-19..... | Page 21 |
| Massachusetts Residents Isolated due to COVID-19..... | Page 22 |
| COVID Cases and Facility-Reported Deaths in Long Term Care Facilities..... | Page 23 |
| Nursing Facilities Baseline Testing..... | Page 31 |
| Nursing Facilities Clinical Audits..... | Page 44 |
| COVID Cases in Assisted Living Residences..... | Page 74 |
| PPE Distribution by Recipient Type and Geography..... | Page 79 |



Count and Rate (per 100,000) of Confirmed COVID-19 Cases and Persons Tested¹ in MA by City/Town, January 1, 2020 – July 8, 2020

| City/Town | Total Case Count | Total Case Rate | Total Persons Tested | Total Tested Rate | Percent Positivity (Last 14 days) |
|-------------|------------------|-----------------|----------------------|-------------------|-----------------------------------|
| Abington | 235 | 1308.39 | 1994 | 11101.86 | 1.07% |
| Acton | 162 | 682.62 | 2214 | 9329.09 | 0.73% |
| Acushnet | 93 | 889.66 | 1103 | 10551.58 | 1.04% |
| Adams | 35 | 422.67 | 624 | 7535.60 | 0% |
| Agawam | 464 | 1622.13 | 3299 | 11533.21 | 2.90% |
| Alford | <5 | * | 25 | 5359.67 | 0% |
| Amesbury | 181 | 1087.39 | 1846 | 11090.17 | 1.10% |
| Amherst | 97 | 239.52 | 2227 | 5499.05 | 0.92% |
| Andover | 316 | 877.41 | 4057 | 11264.72 | 1.66% |
| Aquinnah | <5 | * | 68 | 25647.81 | 0% |
| Arlington | 308 | 672.36 | 4633 | 10113.75 | 0.35% |
| Ashburnham | 32 | 509.56 | 583 | 9283.58 | 0% |
| Ashby | 15 | 433.84 | 267 | 7722.40 | 0% |
| Ashfield | <5 | * | 113 | 6589.36 | 0% |
| Ashland | 248 | 1272.27 | 1980 | 10157.60 | 3.60% |
| Athol | 67 | 559.96 | 1428 | 11934.69 | 1.42% |
| Attleboro | 666 | 1439.45 | 4921 | 10635.91 | 2.51% |
| Auburn | 216 | 1309.69 | 1960 | 11884.25 | 1.13% |
| Avon | 74 | 1689.23 | 541 | 12349.64 | 2.33% |
| Ayer | 142 | 1757.43 | 2237 | 27685.72 | 7.05% |
| Barnstable | 368 | 820.60 | 4637 | 10339.95 | 1.08% |
| Barre | 62 | 1115.56 | 519 | 9338.28 | 0% |
| Becket | 15 | 833.13 | 149 | 8275.72 | 3.57% |
| Bedford | 274 | 1839.37 | 4862 | 32638.79 | 1.63% |
| Belchertown | 105 | 659.43 | 1261 | 7919.49 | 0.83% |
| Bellingham | 136 | 760.78 | 1523 | 8519.64 | 3.73% |



Count and Rate (per 100,000) of Confirmed COVID-19 Cases and Persons Tested¹ in MA by City/Town, January 1, 2020 – July 8, 2020

| City/Town | Total Case Count | Total Case Rate | Total Persons Tested | Total Tested Rate | Percent Positivity (Last 14 days) |
|-------------|------------------|-----------------|----------------------|-------------------|-----------------------------------|
| Belmont | 231 | 845.96 | 2535 | 9283.61 | 0.84% |
| Berkley | 71 | 1047.17 | 709 | 10456.97 | 4.82% |
| Berlin | 20 | 626.32 | 312 | 9770.62 | 1.69% |
| Bernardston | 7 | 334.77 | 192 | 9182.23 | 3.03% |
| Beverly | 619 | 1503.64 | 4640 | 11271.26 | 2.28% |
| Billerica | 557 | 1278.02 | 4815 | 11047.87 | 2.79% |
| Blackstone | 55 | 608.11 | 859 | 9497.61 | 3.95% |
| Blandford | <5 | * | 66 | 5433.34 | 0% |
| Bolton | 11 | 217.71 | 436 | 8629.25 | 0% |
| Boston | 14160 | 2037.50 | 97288 | 13998.91 | 2.27% |
| Bourne | 158 | 755.26 | 2105 | 10062.14 | 1.32% |
| Boxborough | 26 | 509.05 | 453 | 8869.15 | 1.18% |
| Boxford | 43 | 557.20 | 682 | 8837.39 | 1.59% |
| Boylston | 20 | 445.55 | 433 | 9646.08 | 0% |
| Braintree | 814 | 2068.10 | 5190 | 13186.07 | 0.97% |
| Brewster | 103 | 1039.11 | 982 | 9906.85 | 0.71% |
| Bridgewater | 359 | 1262.00 | 4212 | 14806.49 | 0.83% |
| Brimfield | 6 | 161.06 | 272 | 7301.19 | 0% |
| Brockton | 4254 | 4329.85 | 18000 | 18320.94 | 4.87% |
| Brookfield | 19 | 518.88 | 275 | 7510.15 | 0% |
| Brookline | 399 | 619.72 | 5745 | 8922.97 | 1.06% |
| Buckland | 8 | 430.00 | 27 | 1451.25 | 0% |
| Burlington | 267 | 965.87 | 2842 | 10280.90 | 0.56% |
| Cambridge | 978 | 867.13 | 21074 | 18684.96 | 0.67% |
| Canton | 290 | 1257.33 | 3415 | 14806.20 | 1.08% |
| Carlisle | 18 | 377.46 | 421 | 8828.30 | 1.90% |



Count and Rate (per 100,000) of Confirmed COVID-19 Cases and Persons Tested¹ in MA by City/Town, January 1, 2020 – July 8, 2020

| City/Town | Total Case Count | Total Case Rate | Total Persons Tested | Total Tested Rate | Percent Positivity (Last 14 days) |
|--------------|------------------|-----------------|----------------------|-------------------|-----------------------------------|
| Carver | 59 | 484.55 | 1112 | 9132.52 | 1.10% |
| Charlemont | <5 | * | 112 | 9401.88 | 3.45% |
| Charlton | 83 | 589.82 | 1518 | 10787.28 | 3.88% |
| Chatham | 19 | 324.45 | 678 | 11577.59 | 0.93% |
| Chelmsford | 337 | 936.59 | 4735 | 13159.50 | 1.17% |
| Chelsea | 2955 | 7845.56 | 8740 | 23204.82 | 7.46% |
| Cheshire | <5 | * | 244 | 8184.09 | 0% |
| Chester | <5 | * | 90 | 6631.64 | 0% |
| Chesterfield | <5 | * | 74 | 6046.57 | 0% |
| Chicopee | 457 | 801.54 | 5579 | 9785.14 | 2.83% |
| Chilmark | <5 | * | 383 | 49496.88 | 0% |
| Clarksburg | 7 | 415.82 | 100 | 5940.35 | 0% |
| Clinton | 253 | 1797.48 | 1898 | 13484.67 | 3.61% |
| Cohasset | 27 | 364.89 | 618 | 8351.88 | 1.68% |
| Colrain | <5 | * | 115 | 7161.10 | 0% |
| Concord | 173 | 923.90 | 2987 | 15951.97 | 0.85% |
| Conway | <5 | * | 167 | 8613.99 | 0% |
| Cummington | <5 | * | 86 | 10806.56 | 0% |
| Dalton | 16 | 245.32 | 626 | 9598.08 | 6.17% |
| Danvers | 738 | 2584.41 | 4610 | 16143.82 | 2.35% |
| Dartmouth | 391 | 1061.94 | 4510 | 12248.97 | 3.14% |
| Dedham | 409 | 1507.84 | 3392 | 12505.15 | 1.59% |
| Deerfield | 10 | 187.53 | 461 | 8645.02 | 0% |
| Dennis | 95 | 718.41 | 1387 | 10488.81 | 0.90% |
| Dighton | 67 | 853.96 | 762 | 9712.24 | 0% |
| Douglas | 48 | 510.66 | 708 | 7532.19 | 0.76% |



Count and Rate (per 100,000) of Confirmed COVID-19 Cases and Persons Tested¹ in MA by City/Town, January 1, 2020 – July 8, 2020

| City/Town | Total Case Count | Total Case Rate | Total Persons Tested | Total Tested Rate | Percent Positivity (Last 14 days) |
|------------------|------------------|-----------------|----------------------|-------------------|-----------------------------------|
| Dover | 18 | 345.41 | 442 | 8481.74 | 0% |
| Dracut | 473 | 1464.16 | 4732 | 14647.75 | 2.83% |
| Dudley | 96 | 775.20 | 937 | 7566.30 | 4.22% |
| Dunstable | 11 | 330.13 | 267 | 8013.09 | 2.44% |
| Duxbury | 116 | 766.52 | 1883 | 12442.73 | 1.31% |
| East Bridgewater | 181 | 1226.59 | 1563 | 10592.02 | 2.02% |
| East Brookfield | 13 | 579.98 | 156 | 6959.79 | 0% |
| East Longmeadow | 274 | 1619.91 | 1867 | 11037.86 | 0.87% |
| Eastham | 10 | 215.22 | 422 | 9082.32 | 0% |
| Easthampton | 86 | 530.42 | 1549 | 9553.75 | 1.27% |
| Easton | 275 | 1160.42 | 2644 | 11156.93 | 1.53% |
| Edgartown | 8 | 195.04 | 1032 | 25160.75 | 0.26% |
| Egremont | 5 | 456.27 | 79 | 7209.10 | 0% |
| Erving | 6 | 286.53 | 161 | 7688.51 | 0% |
| Essex | 24 | 645.04 | 327 | 8788.70 | 0% |
| Everett | 1770 | 3646.75 | 7435 | 15318.40 | 4.47% |
| Fairhaven | 243 | 1515.86 | 2454 | 15308.27 | 1.61% |
| Fall River | 1622 | 1813.36 | 13468 | 15056.93 | 6.17% |
| Falmouth | 204 | 652.77 | 4149 | 13276.18 | 1.38% |
| Fitchburg | 800 | 1897.86 | 6394 | 15168.67 | 4.82% |
| Florida | <5 | * | 41 | 5223.09 | 0% |
| Foxborough | 116 | 640.43 | 1752 | 9672.71 | 0.86% |
| Framingham | 1745 | 2343.34 | 9858 | 13238.21 | 1.82% |
| Franklin | 137 | 405.18 | 2716 | 8032.61 | 1.08% |
| Freetown | 102 | 1127.29 | 906 | 10012.95 | 4.82% |
| Gardner | 195 | 975.49 | 3895 | 19484.85 | 0.86% |



Count and Rate (per 100,000) of Confirmed COVID-19 Cases and Persons Tested¹ in MA by City/Town, January 1, 2020 – July 8, 2020

| City/Town | Total Case Count | Total Case Rate | Total Persons Tested | Total Tested Rate | Percent Positivity (Last 14 days) |
|------------------|------------------|-----------------|----------------------|-------------------|-----------------------------------|
| Georgetown | 61 | 682.80 | 750 | 8395.04 | 2.01% |
| Gill | <5 | * | 93 | 5582.38 | 0% |
| Gloucester | 258 | 901.31 | 2687 | 9386.92 | 0.56% |
| Goshen | <5 | * | 34 | 2963.45 | 0% |
| Gosnold | 0 | 0 | 0 | 0 | 0% |
| Grafton | 98 | 491.37 | 1612 | 8082.50 | 1.99% |
| Granby | 31 | 504.76 | 455 | 7408.60 | 3.60% |
| Granville | 13 | 835.31 | 145 | 9316.94 | 9.38% |
| Great Barrington | 73 | 1074.20 | 1208 | 17775.83 | 0.63% |
| Greenfield | 206 | 1186.33 | 2209 | 12721.41 | 0.74% |
| Groton | 43 | 369.24 | 1028 | 8827.48 | 0% |
| Groveland | 38 | 556.07 | 619 | 9058.10 | 5.95% |
| Hadley | 45 | 782.56 | 763 | 13268.77 | 0.75% |
| Halifax | 56 | 732.85 | 773 | 10115.95 | 0% |
| Hamilton | 37 | 495.05 | 681 | 9111.57 | 1.27% |
| Hampden | 98 | 1983.49 | 516 | 10443.70 | 1.47% |
| Hancock | <5 | * | 19 | 2923.51 | 0% |
| Hanover | 78 | 544.51 | 1319 | 9207.79 | 2.17% |
| Hanson | 110 | 1027.39 | 1081 | 10096.45 | 1.19% |
| Hardwick | 9 | 271.78 | 197 | 5949.00 | 0% |
| Harvard | 18 | 259.84 | 462 | 6669.24 | 0% |
| Harwich | 128 | 1018.86 | 1516 | 12067.11 | 3.37% |
| Hatfield | 17 | 523.54 | 304 | 9362.10 | 0% |
| Haverhill | 1247 | 1893.83 | 9285 | 14101.18 | 3.65% |
| Hawley | 0 | 0 | 10 | 3413.88 | 0% |
| Heath | 0 | 0 | 30 | 4972.23 | 0% |



Count and Rate (per 100,000) of Confirmed COVID-19 Cases and Persons Tested¹ in MA by City/Town, January 1, 2020 – July 8, 2020

| City/Town | Total Case Count | Total Case Rate | Total Persons Tested | Total Tested Rate | Percent Positivity (Last 14 days) |
|--------------|------------------|-----------------|----------------------|-------------------|-----------------------------------|
| Hingham | 281 | 1181.28 | 2801 | 11775.00 | 1.18% |
| Hinsdale | <5 | * | 204 | 9592.46 | 3.23% |
| Holbrook | 194 | 1717.57 | 1432 | 12678.13 | 2.65% |
| Holden | 122 | 646.84 | 2150 | 11399.24 | 0.34% |
| Holland | 8 | 312.46 | 149 | 5819.59 | 0% |
| Holliston | 56 | 406.25 | 1340 | 9721.09 | 0% |
| Holyoke | 925 | 2244.91 | 6336 | 15377.00 | 2.99% |
| Hopedale | 42 | 739.56 | 779 | 13717.15 | 0% |
| Hopkinton | 131 | 802.97 | 1725 | 10573.46 | 3.03% |
| Hubbardston | 7 | 150.19 | 397 | 8518.01 | 1.32% |
| Hudson | 191 | 911.85 | 2042 | 9748.65 | 0.59% |
| Hull | 51 | 516.38 | 955 | 9669.43 | 1.35% |
| Huntington | 15 | 678.31 | 186 | 8411.08 | 0% |
| Ipswich | 70 | 520.57 | 1466 | 10902.12 | 0% |
| Kingston | 137 | 1010.07 | 1527 | 11258.25 | 2.60% |
| Lakeville | 62 | 549.13 | 1019 | 9025.14 | 2.46% |
| Lancaster | 101 | 1178.83 | 802 | 9360.63 | 1.85% |
| Lanesborough | 8 | 262.63 | 240 | 7878.85 | 0% |
| Lawrence | 3639 | 4126.98 | 16774 | 19023.34 | 7.05% |
| Lee | 19 | 323.14 | 613 | 10425.53 | 0% |
| Leicester | 151 | 1340.57 | 1248 | 11079.67 | 1.29% |
| Lenox | 13 | 266.47 | 871 | 17853.37 | 0% |
| Leominster | 702 | 1729.40 | 6337 | 15611.43 | 3.71% |
| Leverett | <5 | * | 172 | 8515.41 | 0% |
| Lexington | 327 | 960.49 | 3043 | 8938.14 | 1.53% |
| Leyden | 0 | 0 | 14 | 2232.71 | 0% |



Count and Rate (per 100,000) of Confirmed COVID-19 Cases and Persons Tested¹ in MA by City/Town, January 1, 2020 – July 8, 2020

| City/Town | Total Case Count | Total Case Rate | Total Persons Tested | Total Tested Rate | Percent Positivity (Last 14 days) |
|---------------|------------------|-----------------|----------------------|-------------------|-----------------------------------|
| Lincoln | 41 | 473.83 | 776 | 8968.02 | 1.49% |
| Littleton | 100 | 1029.00 | 963 | 9909.25 | 1.09% |
| Longmeadow | 219 | 1412.01 | 1647 | 10619.13 | 1.13% |
| Lowell | 2924 | 2502.17 | 20214 | 17297.81 | 4.10% |
| Ludlow | 126 | 603.91 | 2139 | 10252.09 | 0.59% |
| Lunenburg | 64 | 614.98 | 1115 | 10714.03 | 1.24% |
| Lynn | 3666 | 3633.18 | 15764 | 15622.89 | 4.81% |
| Lynnfield | 98 | 841.27 | 1341 | 11511.71 | 1.86% |
| Malden | 1250 | 1844.92 | 8797 | 12983.79 | 3.11% |
| Manchester | 20 | 404.34 | 391 | 7904.78 | 0% |
| Mansfield | 165 | 698.08 | 2306 | 9756.25 | 1.31% |
| Marblehead | 237 | 1233.25 | 2405 | 12514.59 | 1.89% |
| Marion | 13 | 280.14 | 653 | 14071.74 | 0% |
| Marlborough | 995 | 2290.57 | 5969 | 13741.10 | 2.70% |
| Marshfield | 169 | 653.53 | 2472 | 9559.34 | 0% |
| Mashpee | 64 | 416.18 | 1744 | 11340.97 | 1.10% |
| Mattapoisett | 37 | 639.98 | 607 | 10499.13 | 2.27% |
| Maynard | 70 | 670.84 | 1130 | 10829.34 | 0% |
| Medfield | 38 | 333.32 | 1047 | 9183.90 | 1.52% |
| Medford | 1039 | 1708.48 | 8372 | 13766.48 | 2.42% |
| Medway | 119 | 909.79 | 1213 | 9273.74 | 1.32% |
| Melrose | 247 | 854.02 | 3404 | 11769.51 | 1.28% |
| Mendon | 30 | 517.86 | 494 | 8527.35 | 0% |
| Merrimac | 35 | 547.73 | 641 | 10031.36 | 0% |
| Methuen | 1029 | 1921.53 | 7295 | 13622.53 | 3.38% |
| Middleborough | 270 | 1002.90 | 2960 | 10994.79 | 2.45% |



Count and Rate (per 100,000) of Confirmed COVID-19 Cases and Persons Tested¹ in MA by City/Town, January 1, 2020 – July 8, 2020

| City/Town | Total Case Count | Total Case Rate | Total Persons Tested | Total Tested Rate | Percent Positivity (Last 14 days) |
|------------------|------------------|-----------------|----------------------|-------------------|-----------------------------------|
| Middlefield | 0 | 0 | 16 | 3526.88 | 0% |
| Middleton | 167 | 1618.32 | 1163 | 11270.13 | 1.29% |
| Milford | 651 | 2221.60 | 4109 | 14022.34 | 1.39% |
| Millbury | 214 | 1566.95 | 1613 | 11810.71 | 1.37% |
| Millis | 49 | 620.59 | 732 | 9270.86 | 3.51% |
| Millville | 21 | 591.42 | 272 | 7660.34 | 7.32% |
| Milton | 305 | 1065.33 | 2882 | 10066.45 | 1.49% |
| Monroe | 0 | 0 | 9 | 9059.21 | 0% |
| Monson | 39 | 462.35 | 634 | 7516.07 | 2.65% |
| Montague | 29 | 339.24 | 877 | 10259.04 | 1.26% |
| Monterey | <5 | * | 64 | 6859.19 | 9.09% |
| Montgomery | <5 | * | 15 | 1693.97 | 0% |
| Mount Washington | 0 | 0 | 3 | 2213.15 | 0% |
| Nahant | 40 | 1222.52 | 384 | 11736.22 | 0.56% |
| Nantucket | 19 | 167.56 | 1334 | 11764.19 | 0% |
| Natick | 419 | 1166.40 | 3692 | 10277.67 | 1.64% |
| Needham | 333 | 1136.05 | 3181 | 10852.14 | 1.34% |
| New Ashford | 0 | 0 | 8 | 4407.64 | 1.29% |
| New Bedford | 2157 | 2166.64 | 14866 | 14932.43 | 5.70% |
| New Braintree | <5 | * | 66 | 6233.78 | 0% |
| New Marlborough | 7 | 457.53 | 83 | 5424.98 | 0% |
| New Salem | <5 | * | 79 | 8006.46 | 0% |
| Newbury | 14 | 210.57 | 611 | 9189.79 | 0.75% |
| Newburyport | 99 | 556.06 | 2414 | 13558.97 | 0.69% |
| Newton | 773 | 842.71 | 10585 | 11539.60 | 0.66% |
| Norfolk | 27 | 218.70 | 1938 | 15697.62 | 0% |



Count and Rate (per 100,000) of Confirmed COVID-19 Cases and Persons Tested¹ in MA by City/Town, January 1, 2020 – July 8, 2020

| City/Town | Total Case Count | Total Case Rate | Total Persons Tested | Total Tested Rate | Percent Positivity (Last 14 days) |
|--------------------|------------------|-----------------|----------------------|-------------------|-----------------------------------|
| North Adams | 46 | 352.30 | 967 | 7405.97 | 0% |
| North Andover | 346 | 1143.85 | 4042 | 13362.60 | 1.29% |
| North Attleborough | 258 | 853.88 | 2507 | 8297.20 | 3.14% |
| North Brookfield | 17 | 365.86 | 358 | 7704.49 | 1.45% |
| North Reading | 192 | 1161.19 | 1524 | 9216.95 | 1.74% |
| Northampton | 281 | 961.29 | 3775 | 12914.17 | 1.00% |
| Northborough | 224 | 1636.13 | 1738 | 12694.65 | 1.21% |
| Northbridge | 312 | 1734.85 | 2061 | 11459.99 | 0.41% |
| Northfield | <5 | * | 229 | 7689.07 | 0% |
| Norton | 135 | 679.66 | 1839 | 9258.46 | 0.90% |
| Norwell | 122 | 1139.67 | 1043 | 9743.20 | 0.62% |
| Norwood | 580 | 1926.13 | 4296 | 14266.62 | 1.70% |
| Oak Bluffs | 6 | 116.08 | 747 | 14451.70 | 0.45% |
| Oakham | 7 | 331.31 | 151 | 7146.87 | 0% |
| Orange | 41 | 502.28 | 847 | 10376.35 | 0.70% |
| Orleans | 16 | 283.29 | 550 | 9737.97 | 0% |
| Otis | <5 | * | 109 | 5867.00 | 0% |
| Oxford | 82 | 594.95 | 1217 | 8829.94 | 1.05% |
| Palmer | 50 | 420.37 | 1025 | 8617.49 | 0.56% |
| Paxton | 33 | 666.77 | 406 | 8203.23 | 1.49% |
| Peabody | 1001 | 1795.01 | 6896 | 12366.02 | 1.92% |
| Pelham | <5 | * | 101 | 8100.55 | 0% |
| Pembroke | 92 | 492.69 | 1649 | 8830.85 | 0.75% |
| Pepperell | 52 | 423.42 | 876 | 7133.01 | 0.78% |
| Peru | <5 | * | 58 | 6898.16 | 0% |
| Petersham | 7 | 552.57 | 128 | 10104.20 | 0% |



Count and Rate (per 100,000) of Confirmed COVID-19 Cases and Persons Tested¹ in MA by City/Town, January 1, 2020 – July 8, 2020

| City/Town | Total Case Count | Total Case Rate | Total Persons Tested | Total Tested Rate | Percent Positivity (Last 14 days) |
|--------------|------------------|-----------------|----------------------|-------------------|-----------------------------------|
| Phillipston | 16 | 933.38 | 162 | 9450.43 | 3.57% |
| Pittsfield | 179 | 404.27 | 5154 | 11640.13 | 0.77% |
| Plainfield | <5 | * | 51 | 8081.04 | 0% |
| Plainville | 65 | 712.43 | 861 | 9436.96 | 0.79% |
| Plymouth | 610 | 983.30 | 7038 | 11345.01 | 3.04% |
| Plympton | 11 | 368.01 | 265 | 8865.60 | 0% |
| Princeton | 6 | 183.92 | 320 | 9808.88 | 0% |
| Provincetown | 22 | 838.46 | 744 | 28355.05 | 0% |
| Quincy | 1148 | 1135.06 | 11264 | 11137.01 | 2.16% |
| Randolph | 955 | 2790.85 | 5334 | 15587.82 | 2.87% |
| Raynham | 239 | 1600.05 | 1806 | 12090.74 | 1.12% |
| Reading | 300 | 1091.55 | 2958 | 10762.66 | 0.58% |
| Rehoboth | 63 | 499.37 | 954 | 7561.89 | 0.76% |
| Revere | 1808 | 2968.01 | 8963 | 14713.62 | 5.54% |
| Richmond | 5 | 376.53 | 110 | 8283.73 | 0% |
| Rochester | 37 | 656.31 | 532 | 9436.65 | 5.80% |
| Rockland | 286 | 1585.68 | 2108 | 11687.45 | 1.15% |
| Rockport | 82 | 1251.11 | 647 | 9871.54 | 0.65% |
| Rowe | 0 | 0 | 29 | 8470.24 | 0% |
| Rowley | 59 | 955.68 | 698 | 11306.23 | 5.59% |
| Royalston | <5 | * | 100 | 7843.07 | 0% |
| Russell | 14 | 741.91 | 127 | 6730.14 | 11.54% |
| Rutland | 53 | 588.30 | 775 | 8602.47 | 0% |
| Salem | 637 | 1414.97 | 5615 | 12472.64 | 2.50% |
| Salisbury | 53 | 599.51 | 871 | 9852.27 | 0.74% |
| Sandisfield | <5 | * | 147 | 15736.99 | 0% |



Count and Rate (per 100,000) of Confirmed COVID-19 Cases and Persons Tested¹ in MA by City/Town, January 1, 2020 – July 8, 2020

| City/Town | Total Case Count | Total Case Rate | Total Persons Tested | Total Tested Rate | Percent Positivity (Last 14 days) |
|--------------|------------------|-----------------|----------------------|-------------------|-----------------------------------|
| Sandwich | 95 | 451.63 | 1718 | 8167.45 | 0.61% |
| Saugus | 557 | 1959.52 | 3973 | 13976.94 | 1.88% |
| Savoy | <5 | * | 39 | 6168.10 | 0% |
| Scituate | 190 | 1048.48 | 1787 | 9861.21 | 2.38% |
| Seekonk | 82 | 585.62 | 1134 | 8098.66 | 1.21% |
| Sharon | 159 | 868.34 | 1837 | 10032.37 | 0.96% |
| Sheffield | 15 | 485.90 | 266 | 8616.70 | 0% |
| Shelburne | 8 | 432.60 | 338 | 18277.44 | 0% |
| Sherborn | 15 | 390.90 | 373 | 9720.30 | 0% |
| Shirley | 177 | 2099.87 | 2473 | 29338.91 | 3.13% |
| Shrewsbury | 326 | 827.43 | 3842 | 9751.54 | 1.33% |
| Shutesbury | <5 | * | 129 | 7345.69 | 0% |
| Somerset | 204 | 1102.25 | 2598 | 14037.49 | 1.70% |
| Somerville | 971 | 1268.64 | 14756 | 19279.20 | 0.87% |
| South Hadley | 147 | 812.19 | 1395 | 7707.56 | 2.34% |
| Southampton | 31 | 516.19 | 453 | 7543.02 | 1.19% |
| Southborough | 42 | 431.98 | 947 | 9740.11 | 0.96% |
| Southbridge | 169 | 1003.37 | 1487 | 8828.47 | 1.62% |
| Southwick | 54 | 551.39 | 813 | 8301.55 | 2.07% |
| Spencer | 53 | 460.06 | 1060 | 9201.21 | 2.13% |
| Springfield | 2872 | 1813.90 | 18248 | 11525.07 | 4.25% |
| Sterling | 122 | 1549.53 | 915 | 11621.49 | 3.39% |
| Stockbridge | 14 | 802.96 | 220 | 12617.95 | 0% |
| Stoneham | 388 | 1739.60 | 3223 | 14450.36 | 3.71% |
| Stoughton | 617 | 2230.86 | 3911 | 14140.80 | 3.26% |
| Stow | 27 | 374.49 | 591 | 8197.23 | 0% |



Count and Rate (per 100,000) of Confirmed COVID-19 Cases and Persons Tested¹ in MA by City/Town, January 1, 2020 – July 8, 2020

| City/Town | Total Case Count | Total Case Rate | Total Persons Tested | Total Tested Rate | Percent Positivity (Last 14 days) |
|--------------|------------------|-----------------|----------------------|-------------------|-----------------------------------|
| Sturbridge | 43 | 411.79 | 638 | 6109.88 | 1.81% |
| Sudbury | 197 | 1100.32 | 1935 | 10807.71 | 0.31% |
| Sunderland | 9 | 236.75 | 285 | 7497.08 | 0% |
| Sutton | 50 | 556.51 | 755 | 8403.35 | 0.65% |
| Swampscott | 133 | 970.33 | 1923 | 14029.67 | 1.63% |
| Swansea | 135 | 845.36 | 1910 | 11960.30 | 3.93% |
| Taunton | 983 | 1716.17 | 7595 | 13259.71 | 3.48% |
| Templeton | 124 | 1388.43 | 990 | 11085.03 | 2.46% |
| Tewksbury | 586 | 1903.17 | 4955 | 16092.54 | 1.11% |
| Tisbury | 8 | 192.25 | 1328 | 31912.73 | 0.21% |
| Tolland | <5 | * | 13 | 3079.79 | 0% |
| Topsfield | 116 | 1984.96 | 753 | 12885.15 | 2.31% |
| Townsend | 35 | 382.56 | 868 | 9487.47 | 0% |
| Truro | 10 | 506.37 | 236 | 11950.41 | 0% |
| Tyngsborough | 93 | 775.59 | 1324 | 11041.76 | 0.53% |
| Tyringham | <5 | * | 28 | 11151.84 | 0% |
| Upton | 24 | 265.46 | 549 | 6072.33 | 0% |
| Uxbridge | 78 | 506.06 | 1223 | 7934.71 | 1.42% |
| Wakefield | 316 | 1170.16 | 3629 | 13438.34 | 0.39% |
| Wales | <5 | * | 115 | 6033.93 | 0% |
| Walpole | 236 | 911.17 | 3074 | 11868.40 | 1.55% |
| Waltham | 1243 | 1864.70 | 7556 | 11335.21 | 1.90% |
| Ware | 33 | 325.48 | 827 | 8156.81 | 1.44% |
| Wareham | 213 | 889.32 | 2535 | 10584.20 | 0.93% |
| Warren | 23 | 424.20 | 333 | 6141.68 | 1.59% |
| Warwick | 0 | 0 | 62 | 8272.02 | 0% |



Count and Rate (per 100,000) of Confirmed COVID-19 Cases and Persons Tested¹ in MA by City/Town, January 1, 2020 – July 8, 2020

| City/Town | Total Case Count | Total Case Rate | Total Persons Tested | Total Tested Rate | Percent Positivity (Last 14 days) |
|------------------|------------------|-----------------|----------------------|-------------------|-----------------------------------|
| Washington | <5 | * | 34 | 7443.88 | 0% |
| Watertown | 394 | 1187.72 | 3906 | 11774.74 | 1.58% |
| Wayland | 108 | 813.13 | 1460 | 10992.31 | 1.53% |
| Webster | 257 | 1494.97 | 2274 | 13227.85 | 3.06% |
| Wellesley | 238 | 800.41 | 2554 | 8589.30 | 1.73% |
| Wellfleet | 5 | 181.25 | 304 | 11019.70 | 2.00% |
| Wendell | 0 | 0 | 80 | 10952.50 | 0% |
| Wenham | 19 | 364.96 | 327 | 6281.11 | 1.30% |
| West Boylston | 43 | 547.76 | 865 | 11018.83 | 0.80% |
| West Bridgewater | 140 | 1931.70 | 896 | 12362.85 | 2.02% |
| West Brookfield | 19 | 512.19 | 499 | 13451.67 | 0% |
| West Newbury | 10 | 245.01 | 378 | 9261.30 | 2.22% |
| West Springfield | 377 | 1279.82 | 3050 | 10354.02 | 2.66% |
| West Stockbridge | 5 | 418.16 | 120 | 10035.96 | 0% |
| West Tisbury | 10 | 346.86 | 444 | 15400.79 | 1.81% |
| Westborough | 335 | 1777.93 | 2221 | 11787.39 | 0.33% |
| Westfield | 461 | 1108.75 | 4145 | 9969.11 | 2.34% |
| Westford | 144 | 622.32 | 2274 | 9827.42 | 1.43% |
| Westhampton | 5 | 293.92 | 96 | 5643.30 | 0% |
| Westminster | 32 | 436.43 | 764 | 10419.88 | 0.76% |
| Weston | 111 | 1000.56 | 1463 | 13187.61 | 0.65% |
| Westport | 100 | 600.82 | 1680 | 10093.80 | 2.29% |
| Westwood | 129 | 875.21 | 1648 | 11180.94 | 1.06% |
| Weymouth | 726 | 1294.96 | 6674 | 11904.40 | 1.52% |
| Whately | 5 | 340.12 | 54 | 3673.34 | 0% |
| Whitman | 189 | 1225.70 | 1586 | 10285.48 | 1.35% |



Count and Rate (per 100,000) of Confirmed COVID-19 Cases and Persons Tested¹ in MA by City/Town, January 1, 2020 – July 8, 2020

| City/Town | Total Case Count | Total Case Rate | Total Persons Tested | Total Tested Rate | Percent Positivity (Last 14 days) |
|----------------------|------------------|-----------------|----------------------|-------------------|-----------------------------------|
| Wilbraham | 225 | 1547.20 | 1464 | 10067.09 | 0.97% |
| Williamsburg | 10 | 405.37 | 363 | 14715.07 | 0% |
| Williamstown | 82 | 1112.81 | 816 | 11073.80 | 0% |
| Wilmington | 333 | 1366.26 | 2565 | 10523.86 | 1.88% |
| Winchendon | 89 | 828.17 | 1193 | 11101.14 | 1.27% |
| Winchester | 119 | 533.06 | 2531 | 11337.71 | 0.66% |
| Windsor | 0 | 0 | 59 | 6907.10 | 0% |
| Winthrop | 263 | 1395.43 | 2226 | 11810.77 | 3.59% |
| Woburn | 646 | 1556.97 | 5102 | 12296.66 | 4.29% |
| Worcester | 5301 | 2762.83 | 30397 | 15842.61 | 4.17% |
| Worthington | 0 | 0 | 89 | 8393.57 | 0% |
| Wrentham | 192 | 1702.96 | 1615 | 14324.40 | 1.17% |
| Yarmouth | 115 | 478.70 | 2364 | 9840.46 | 0.67% |
| Unknown ² | 262 | * | 35258 | * | * |
| State | 104961 | 1506.59 | 910354 | 13067.06 | 2.25% |

Data are current as of 10:00 am on 7/8/2020; For populations <50,000, <5 cases are reported as such or suppressed for confidentiality purposes.

¹Please note these numbers and rates reflect the number of persons tested, not the total tests performed, by city/town. One person may have multiple tests.

²Address information for these cases are currently being obtained.

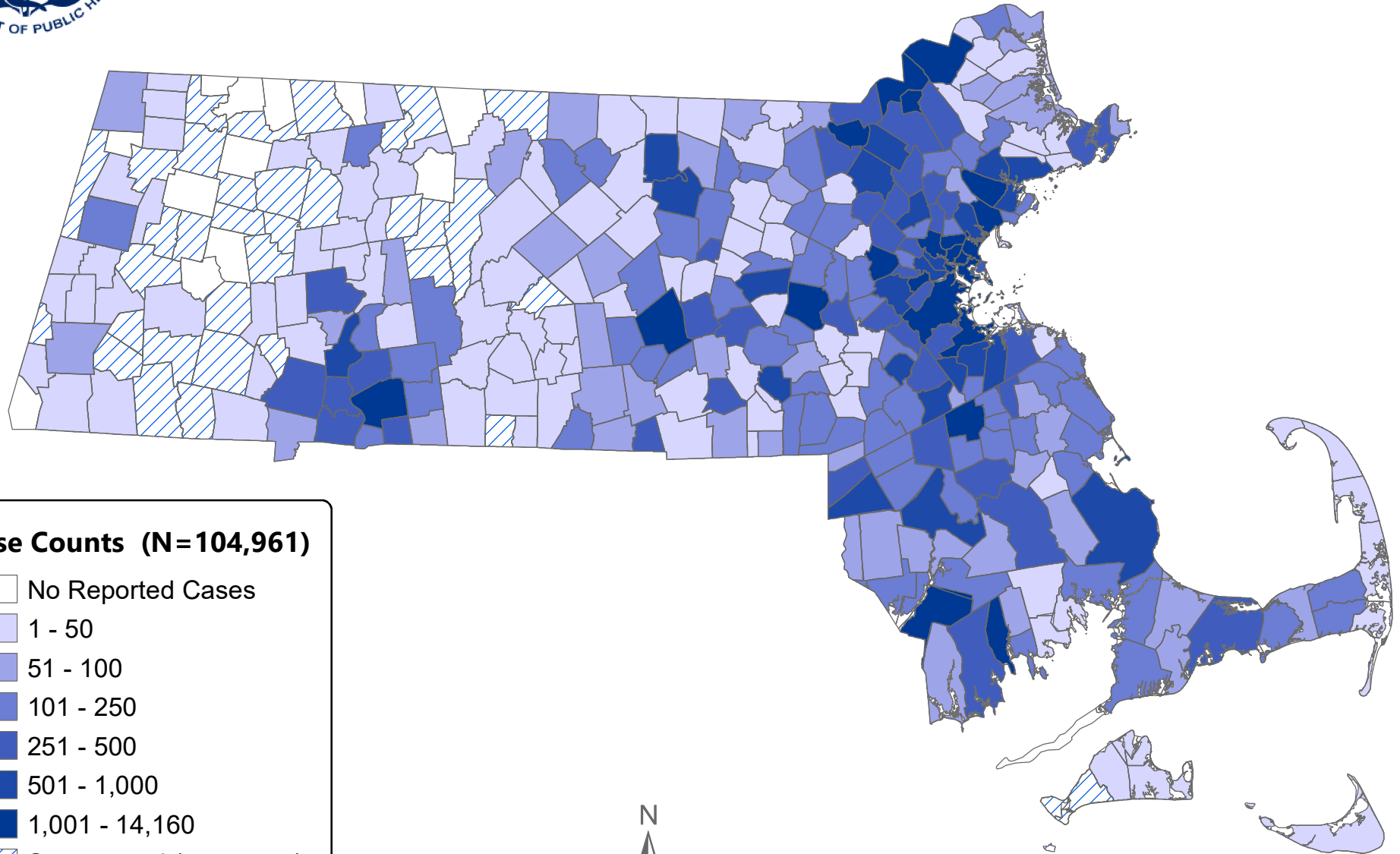
Bureau of Infectious Disease and Laboratory Sciences calculates rates per 100,000 population using denominators estimated by the University of Massachusetts Donahue Institute using a modified Hamilton-Perry model (Strate S, et al. Small Area Population Estimates for 2011 through 2020, report published Oct 2016.)

Please note: Data for these tables are based on information available in the DPH surveillance database at a single point in time. Case counts for specific cities and towns change throughout the day as data cleaning occurs (removal of duplicate reports within the system) and new demographic information (assigning cases to their city or town of residence) is obtained.



Count of Confirmed COVID-19 Cases in MA by City/Town

1/1/2020 - 7/8/2020



Case Counts (N=104,961)

- No Reported Cases
- 1 - 50
- 51 - 100
- 101 - 250
- 251 - 500
- 501 - 1,000
- 1,001 - 14,160
- Suppressed (< 5 cases)



1 inch = 19 miles

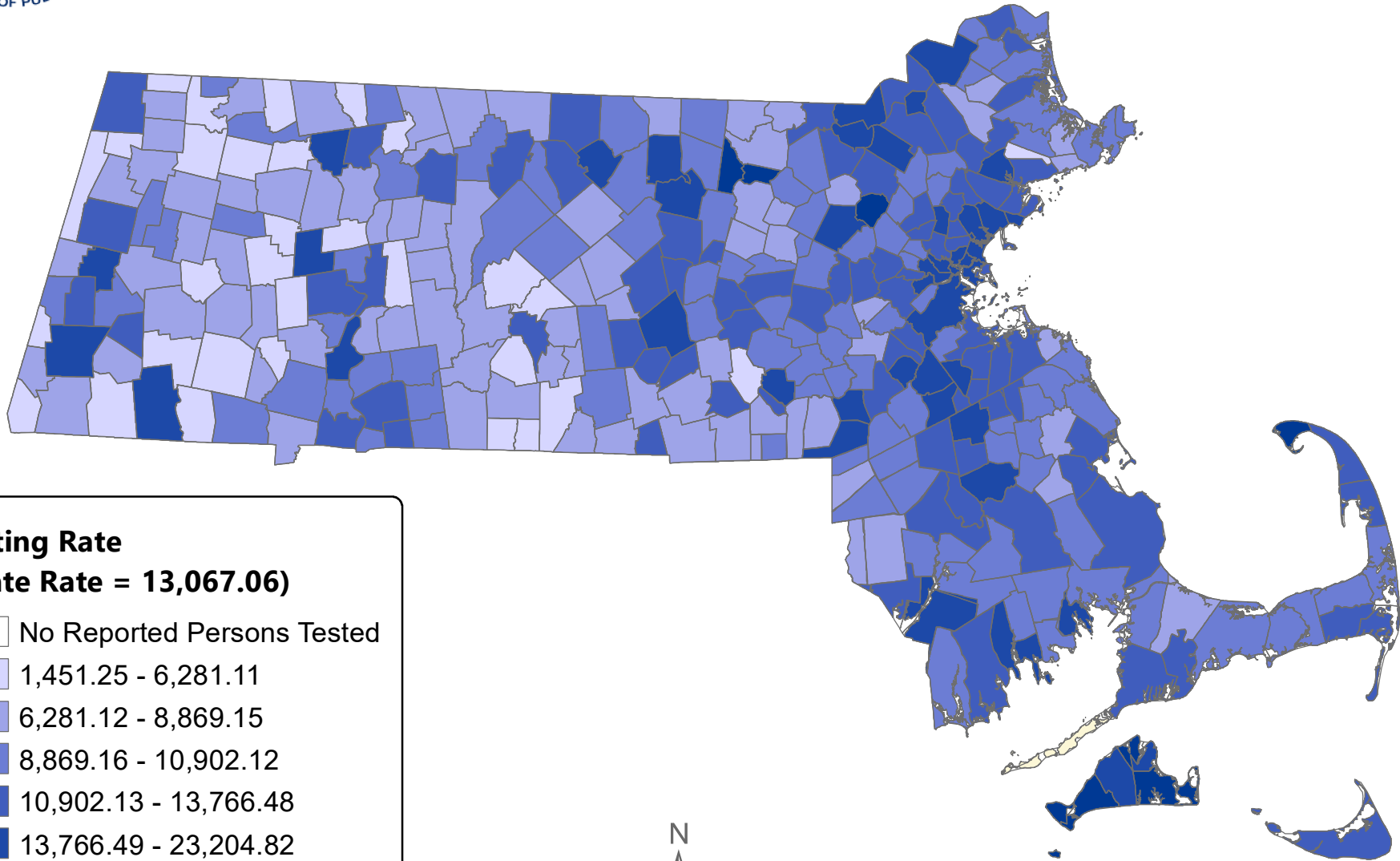
Bureau of Infectious Disease and Laboratory Sciences

* Unknown Official City/Town (N = 262)
Cases are excluded when City/Town is unknown

* Data as of 8JULY2020
and are subject to change.



Testing Rate (per 100,000, PCR only) for COVID-19 in MA by City/Town 1/1/2020 - 7/8/2020



Testing Rate

(State Rate = 13,067.06)

- No Reported Persons Tested
- 1,451.25 - 6,281.11
- 6,281.12 - 8,869.15
- 8,869.16 - 10,902.12
- 10,902.13 - 13,766.48
- 13,766.49 - 23,204.82
- 23,204.83 - 49,496.88



1 inch = 20 miles

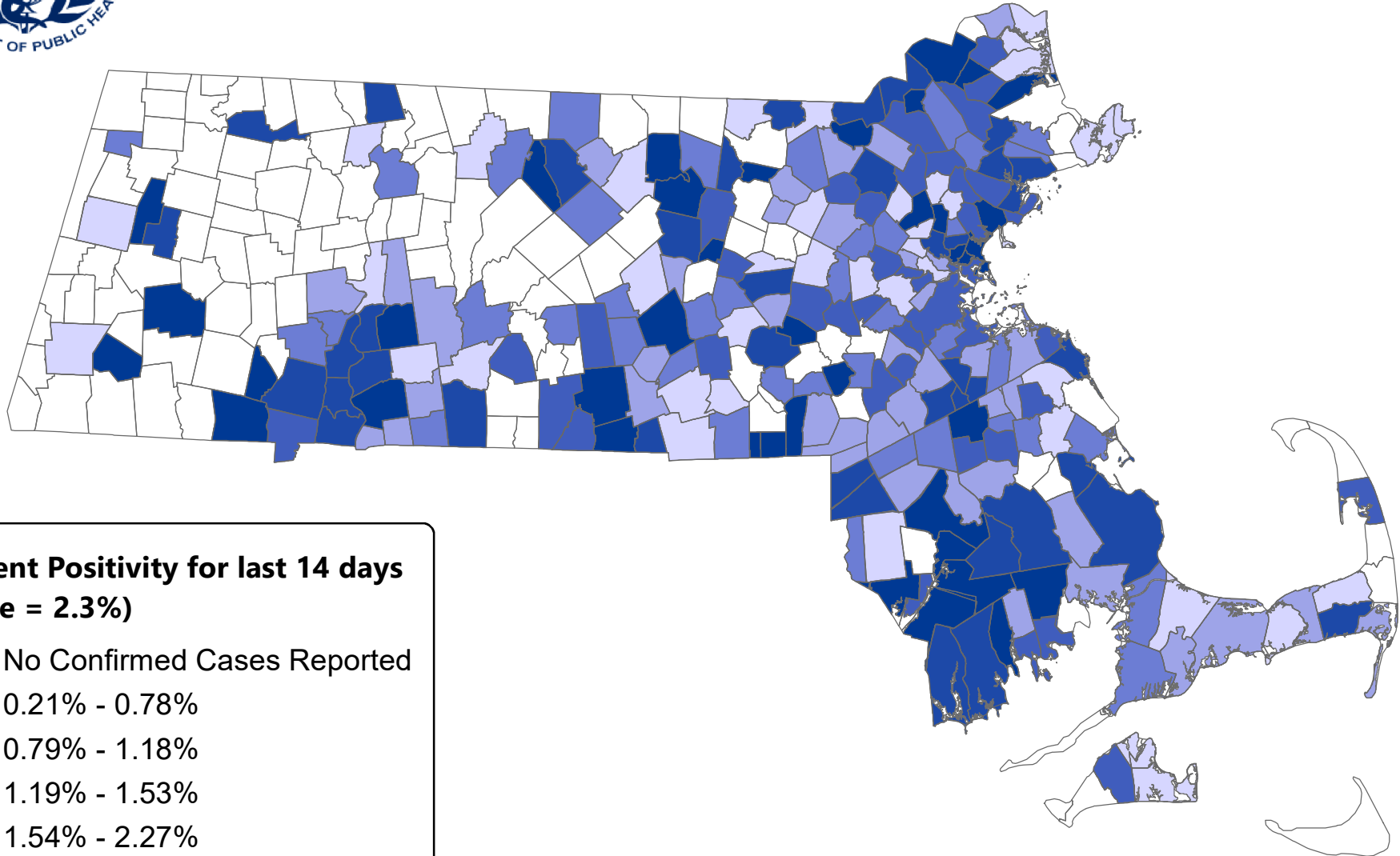
Bureau of Infectious Disease and Laboratory Sciences

* Unknown Official City/Town (N = 35,258)
Cases are excluded when City/Town is unknown.








* Data as of 8JULY2020
and are subject to change.



Percent Positivity (PCR only) for COVID-19 in MA by City/Town for last 14 days



Percent Positivity for last 14 days (State = 2.3%)

-  No Confirmed Cases Reported
-  0.21% - 0.78%
-  0.79% - 1.18%
-  1.19% - 1.53%
-  1.54% - 2.27%
-  2.28% - 3.45%
-  3.46% - 11.54%



1 inch = 20 miles

Bureau of Infectious Disease and Laboratory Sciences

* Unknown Official City/Town (N = 262)
Cases are excluded when City/Town is unknown.

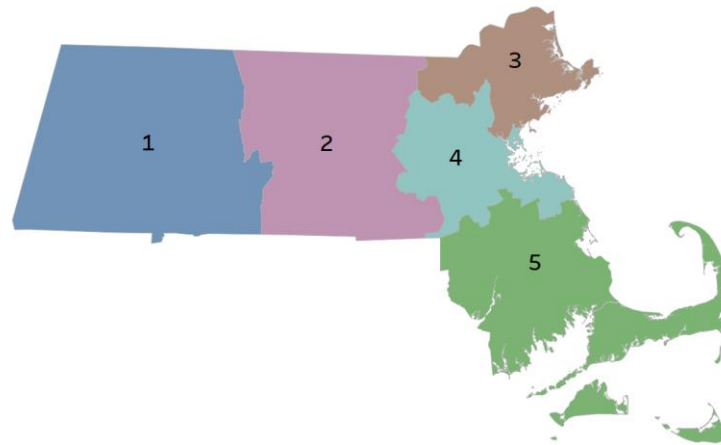
* Data as of 8JULY2020
and are subject to change.



Rate (per 100,000) of New Confirmed COVID-19 Cases in Past 7 Days by Emergency Medical Services (EMS) Region

7 Day Total of New Cases Through July 2, 2020

| EMS Region | New Cases Per 100,000 |
|------------|-----------------------|
| 1 | 11 |
| 2 | 13 |
| 3 | 21 |
| 4 | 12 |
| 5 | 12 |



Notes

- (1) Massachusetts is divided into five geographical EMS regions. For more information, please see <https://www.mass.gov/service-details/ems-regions-in-massachusetts>.
- (2) Cases per 100,000 for each EMS region are calculated as the number of positive tests within a region divided by that region's population multiplied by 100,000.
- (3) Data source: MAVEN and Umass Donahue Institute Population Estimates.
- (4) Congregate care testing surveillance guidance requires facilities to take different action if their regional transmission is above or below 40 new cases per 100,000 residents.



Massachusetts Residents Quarantined due to COVID-19

Data are accurate as of 7/7/2020 at 5p.m.

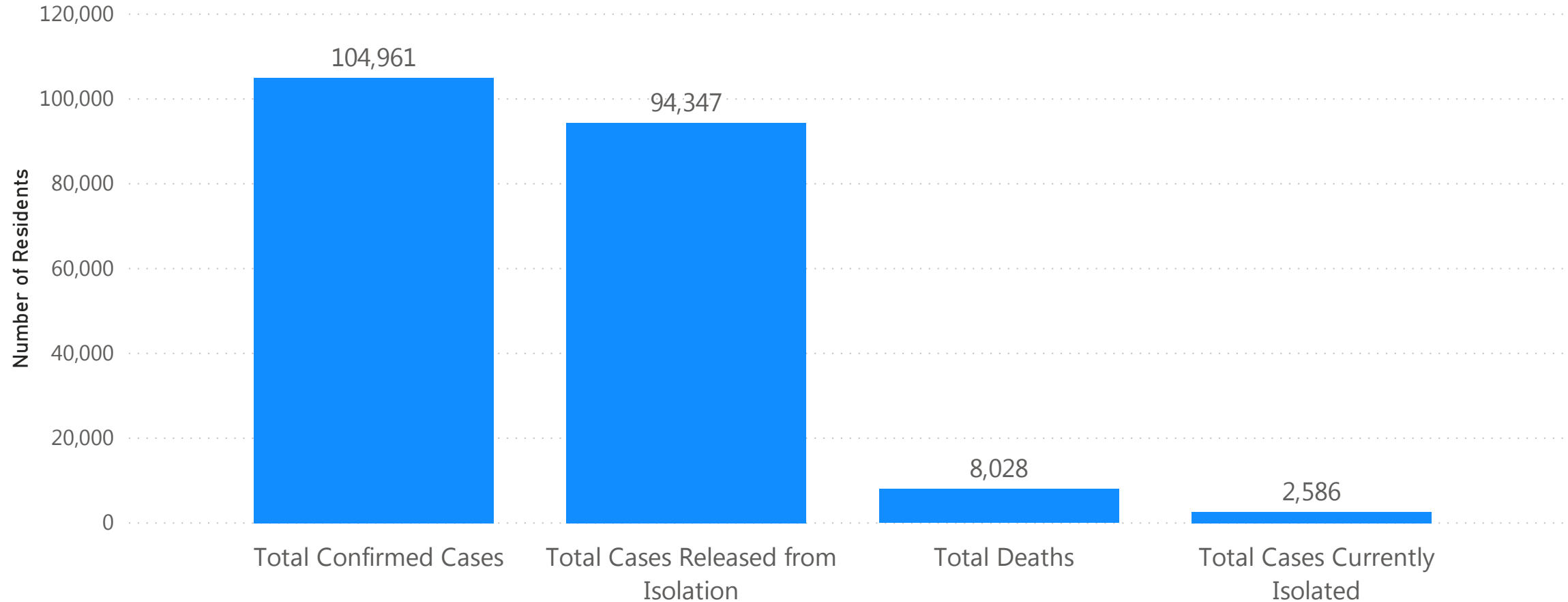
| Massachusetts Residents Subject to COVID-19 Quarantine by Current Status as of July 8, 2020 | Number of Residents ▼ |
|---|-----------------------|
| Total of Individuals who have Completed Monitoring (no longer in Quarantine) | 68,034 |
| Total of Individuals Currently Undergoing Monitoring/Under Quarantine | 2,343 |
| Total of Individuals Subject to Quarantine | 70,377 |

Learn more about [quarantine or self monitoring](#).



Massachusetts Residents Isolated due to COVID-19

Status of all Confirmed COVID-19 Cases as of July 8, 2020



NOTE: Individuals who had a confirmed case of COVID-19 and are no longer in isolation are considered for purposes of this report to be recovered. As part of this definition, DPH is counting people as released from isolation after 21 days of illness or 21 days past the date of their test in all settings including nursing homes and state facilities.



Massachusetts Department of Public Health COVID-19 Dashboard - Wednesday, July 08, 2020

COVID Cases and Facility-Reported Deaths in Long Term Care Facilities (1/8) Data collected as of 7/7/2020

| Facility | County | Total licensed beds | Number of Cases* | COVID-19 Deaths** | Facility | County | Total licensed beds | Number of Cases* | COVID-19 Deaths** |
|---|------------|---------------------|------------------|-------------------|--|------------|---------------------|------------------|-------------------|
| 16 ACRES HEALTHCARE CENTER | HAMPDEN | 120 | > 30 | 16 | BEAR MOUNTAIN AT SUDBURY | MIDDLESEX | 142 | > 30 | 13 |
| ABERJONA NURSING CENTER INC | MIDDLESEX | 123 | > 30 | 6 | BEAR MOUNTAIN AT WEST SPRINGFIELD | HAMPDEN | 168 | > 30 | 16 |
| ACADEMY MANOR | ESSEX | 174 | > 30 | 22 | BEAR MOUNTAIN AT WORCESTER | WORCESTER | 173 | > 30 | 12 |
| ADVINIA CARE AT PROVINCETOWN | BARNSTABLE | 41 | 0 | 0 | BEAUMONT AT UNIVERSITY CAMPUS | WORCESTER | 164 | > 30 | 30 |
| ADVINIA CARE AT WILMINGTON | MIDDLESEX | 142 | > 30 | 30 | BEAUMONT REHAB & SKILLED NURSING CTR - NATICK | MIDDLESEX | 53 | > 30 | 10 |
| ADVOCATE HEALTHCARE OF EAST BOSTON LLC | SUFFOLK | 190 | > 30 | 17 | BEAUMONT REHAB & SKILLED NURSING CTR - NORTHBORO | WORCESTER | 96 | > 30 | 32 |
| AGAWAM HEALTHCARE | HAMPDEN | 176 | > 30 | 25 | BEAUMONT REHAB & SKILLED NURSING CTR - NORTHBRIDGE | WORCESTER | 154 | > 30 | 36 |
| ALDEN COURT NURSING CARE & REHABILITATION CENTER | BRISTOL | 142 | 11-30 | 1-4 | BEAUMONT REHAB & SKILLED NURSING CTR - WESTBORO | WORCESTER | 152 | > 30 | 31 |
| ALLIANCE HEALTH AT ABBOTT | ESSEX | 55 | 11-30 | 1-4 | BEAVEN KELLY HOME | HAMPDEN | 57 | 0 | 0 |
| ALLIANCE HEALTH AT BALDWINVILLE | WORCESTER | 94 | > 30 | 15 | BELMONT MANOR NURSING HOME IN | MIDDLESEX | 156 | > 30 | 56 |
| ALLIANCE HEALTH AT BRAINTREE | NORFOLK | 101 | > 30 | 23 | BELVIDERE HEALTHCARE CENTER | MIDDLESEX | 115 | > 30 | 12 |
| ALLIANCE HEALTH AT DEVEREUX | ESSEX | 64 | > 30 | 18 | BENCHMARK SNR LIVING AT THE COMMONS IN LINCOLN SNF | MIDDLESEX | 32 | 11-30 | 0 |
| ALLIANCE HEALTH AT MARIE ESTHER | MIDDLESEX | 78 | 1-10 | 0 | BENJAMIN HEALTHCARE CENTER | SUFFOLK | 205 | > 30 | 20 |
| ALLIANCE HEALTH AT MARINA BAY | NORFOLK | 167 | > 30 | 27 | BERKELEY RETIREMENT HOMETHE | ESSEX | 44 | 0 | 0 |
| ALLIANCE HEALTH AT ROSEWOOD | ESSEX | 135 | > 30 | 23 | BERKSHIRE PLACE | BERKSHIRE | 54 | 0 | 0 |
| ALLIANCE HEALTH AT WEST ACRES | PLYMOUTH | 130 | > 30 | 37 | BERKSHIRE REHABILITATION & SKILLED CARE CENTER | BERKSHIRE | 57 | 1-10 | 0 |
| ANN'S REST HOME | SUFFOLK | 13 | 0 | 0 | BETHANY SKILLED NURSING FACILITY | MIDDLESEX | 169 | > 30 | 19 |
| APPLE VALLEY CENTER | MIDDLESEX | 123 | > 30 | 1-4 | BLAIRE HOUSE OF MILFORD | WORCESTER | 73 | > 30 | 17 |
| APPLEWOOD-A HOME FOR ELDERS | WORCESTER | 32 | 0 | 0 | BLAIRE HOUSE OF TEWKSBURY | MIDDLESEX | 131 | > 30 | 23 |
| ARMENIAN NURSING & REHABILITATION CENTER | SUFFOLK | 83 | > 30 | 30 | BLAIRE HOUSE OF WORCESTER | WORCESTER | 75 | > 30 | 25 |
| ARNOLD HOUSE INC | MIDDLESEX | 22 | 1-10 | 0 | BLUE HILLS HEALTH AND REHABILITATION CENTER | NORFOLK | 92 | > 30 | 15 |
| ATTLEBORO HEALTHCARE | BRISTOL | 120 | > 30 | 15 | BLUEBERRY HILL REHABILITATION AND HEALTHCARE CTR | ESSEX | 132 | > 30 | 24 |
| BAKER-KATZ SKILLED NURSING AND REHABILITATION CTR | ESSEX | 77 | > 30 | 14 | BOSTON HOME INC (THE) | SUFFOLK | 96 | > 30 | 1-4 |
| BAYPATH AT DUXBURY NURSING & REHABILITATION CTR | PLYMOUTH | 120 | > 30 | 10 | BOSTONIAN NURSING CARE & REHABILITATION CTR THE | SUFFOLK | 121 | 11-30 | 10 |
| BAYPOINTE REHAB CENTER | PLYMOUTH | 169 | > 30 | 42 | BOURNE MANOR EXTENDED CARE FACILITY | BARNSTABLE | 142 | 1-10 | 0 |
| BEAR HILL HEALTHCARE AND REHABILITATION CENTER | MIDDLESEX | 169 | > 30 | 27 | BRAINTREE MANOR HEALTHCARE | NORFOLK | 177 | > 30 | 14 |
| BEAR MOUNTAIN AT ANDOVER | ESSEX | 135 | > 30 | 13 | BRANDON WOODS OF DARTMOUTH | BRISTOL | 118 | > 30 | 22 |
| BEAR MOUNTAIN AT READING | MIDDLESEX | 123 | > 30 | 32 | BRANDON WOODS OF NEW BEDFORD | BRISTOL | 135 | > 30 | 5 |

*Staff and residents; **Cumulative COVID-19 deaths –includes residents only. PLEASE NOTE: This list includes nursing homes, rest homes, and skilled nursing facilities; reported COVID-19 cases to date represent both staff and residents. The number of cases for a facility relies on the amount of testing conducted; facilities not included on this list may have COVID-19 cases that have not yet been identified. As of May 25th 344 nursing homes reported that at least 90% of staff and 90% of residents had been tested. ALSO: Data on deaths is self-reported by each facility. In accordance with long-term care regulations, nursing homes and rest homes must report deaths due to any cause in any resident, either confirmed COVID-19 positive, or suspected to have COVID-19, even if the individual was never tested. When the number of deaths is between 1-4 residents, the number is suppressed and reported as 1-4, to protect possible resident identification. The Department of Public Health performs routine data quality reviews of the data it receives. This includes removing duplicate results and updating counts if needed. Also, occasional negative tests from nursing home residents result after being reported first as presumptive and are removed. As a result of this, the total of self-reported deaths may decrease to ensure accuracy. Sources: MAVEN for confirmed cases; Individual facilities reported resident deaths to DPH Bureau of Health Care Safety and Quality's Health Care Facility Reporting System



Massachusetts Department of Public Health COVID-19 Dashboard - Wednesday, July 08, 2020

COVID Cases and Facility-Reported Deaths in Long Term Care Facilities (2/8) Data collected as of 7/7/2020

| Facility | County | Total licensed beds | Number of Cases* | COVID-19 Deaths** | Facility | County | Total licensed beds | Number of Cases* | COVID-19 Deaths** |
|---|------------|---------------------|------------------|-------------------|---|-----------|---------------------|------------------|-------------------|
| BRENTWOOD REHABILITATION AND HEALTHCARE CTR (THE) | ESSEX | 159 | > 30 | 22 | CARE ONE AT NEW BEDFORD | BRISTOL | 154 | > 30 | 28 |
| BRIARWOOD REHABILITATION & HEALTHCARE CENTER | NORFOLK | 120 | > 30 | 31 | CARE ONE AT NEWTON | MIDDLESEX | 202 | > 30 | 31 |
| BRIDGEWATER NURSING HOME | PLYMOUTH | 43 | 0 | 0 | CARE ONE AT NORTHAMPTON | HAMPSHIRE | 125 | > 30 | 22 |
| BRIGHAM HEALTH AND REHABILITATION CENTER | ESSEX | 64 | 1-10 | 0 | CARE ONE AT PEABODY | ESSEX | 150 | > 30 | 27 |
| BRIGHTON HOUSE REHABILITATION & NURSING CENTER | SUFFOLK | 78 | > 30 | 18 | CARE ONE AT RANDOLPH | NORFOLK | 168 | > 30 | 41 |
| BROCKTON HEALTH CENTER | PLYMOUTH | 123 | > 30 | 21 | CARE ONE AT REDSTONE | HAMPDEN | 254 | > 30 | 15 |
| BROOK HAVEN ASSISTED LIVING LLC | WORCESTER | 34 | 0 | 0 | CARE ONE AT WEYMOUTH | NORFOLK | 154 | > 30 | 28 |
| BROOKHAVEN AT LEXINGTON | MIDDLESEX | 49 | 11-30 | 1-4 | CARE ONE AT WILMINGTON | MIDDLESEX | 132 | > 30 | 33 |
| BROOKHOUSE HOME FOR AGED WOMEN IN S | ESSEX | 36 | 1-10 | 0 | CARLETON-WILLARD VILLAGE RETIREMENT & NURSING CTR | MIDDLESEX | 179 | > 30 | 14 |
| BROOKSIDE REHABILITATION AND HEALTHCARE CENTER | WORCESTER | 81 | 0 | 0 | CARLYLE HOUSE | MIDDLESEX | 55 | > 30 | 9 |
| BRUSH HILL CARE CENTER | NORFOLK | 160 | > 30 | 5 | CARVALHO GROVE HEALTH AND REHABILITATION CENTER | BRISTOL | 112 | > 30 | 11 |
| BUCKLEY-GREENFIELD HEALTHCARE CENTER | FRANKLIN | 120 | > 30 | 21 | CASA DE RAMANA REHABILITATION CENTER | MIDDLESEX | 124 | > 30 | 7 |
| BURGOYNE REST HOME | SUFFOLK | 11 | 0 | 0 | CATHOLIC MEMORIAL HOME | BRISTOL | 300 | 1-10 | 0 |
| CALDWELL HOME - EXTENDED CARE | WORCESTER | 28 | 0 | 0 | CEDAR VIEW REHABILITATION AND HEALTHCARE CENTER | ESSEX | 106 | > 30 | 25 |
| CAMBRIDGE REHABILITATION & NURSING CENTER | MIDDLESEX | 83 | > 30 | 21 | CEDARWOOD GARDENS | NORFOLK | 82 | 1-10 | 1-4 |
| CAMPION HEALTH & WELLNESS INC | MIDDLESEX | 70 | 1-10 | 0 | CENTER FOR EXTENDED CARE AT AMHERST | HAMPSHIRE | 134 | > 30 | 24 |
| CAPE HERITAGE REHABILITATION & HEALTH CARE CENTER | BARNSTABLE | 123 | 1-10 | 0 | CHAPIN CENTER | HAMPDEN | 160 | > 30 | 20 |
| CAPE REGENCY REHABILITATION & HEALTH CARE CENTER | BARNSTABLE | 120 | > 30 | 17 | CHARLENE MANOR EXTENDED CARE FACILITY | FRANKLIN | 123 | 11-30 | 10 |
| CAPE WINDS REST HOME OF HYANNIS | BARNSTABLE | 37 | 0 | 0 | CHARLTON MANOR REST HOME | WORCESTER | 32 | 0 | 0 |
| CAPE WINDS REST HOME OF SANDWICH | BARNSTABLE | 20 | 0 | 0 | CHESTNUT HILL OF EAST LONGMEADOW | HAMPDEN | 135 | 0 | 0 |
| CARDIGAN NURSING & REHABILITATION CENTER | PLYMOUTH | 65 | 11-30 | 10 | CHESTNUT WOODS REHABILITATION AND HEALTHCARE CTR | ESSEX | 88 | > 30 | 18 |
| CARE ONE AT BROOKLINE | NORFOLK | 120 | > 30 | 28 | CHETWYNDE HEALTHCARE | MIDDLESEX | 75 | > 30 | 16 |
| CARE ONE AT CONCORD | MIDDLESEX | 135 | > 30 | 26 | CHICOPEE REHABILITATION AND NURSING CENTER | HAMPDEN | 68 | 1-10 | 0 |
| CARE ONE AT ESSEX PARK | ESSEX | 202 | > 30 | 33 | CHILTON HOUSE REST HOME (THE) | PLYMOUTH | 36 | 0 | 0 |
| CARE ONE AT HOLYOKE | HAMPDEN | 164 | > 30 | 19 | CHRISTOPHER HOUSE OF WORCESTER | WORCESTER | 156 | > 30 | 15 |
| CARE ONE AT LEXINGTON | MIDDLESEX | 211 | > 30 | 24 | CLIFTON REHABILITATION NURSING CENTER | BRISTOL | 142 | 1-10 | 0 |
| CARE ONE AT LOWELL | MIDDLESEX | 160 | > 30 | 19 | COLEMAN HOUSE | WORCESTER | 45 | > 30 | 17 |
| CARE ONE AT MILLBURY | WORCESTER | 154 | > 30 | 28 | COLONY CENTER FOR HEALTH & REHABILITATION | PLYMOUTH | 92 | > 30 | 13 |

*Staff and residents; **Cumulative COVID-19 deaths –includes residents only. PLEASE NOTE: This list includes nursing homes, rest homes, and skilled nursing facilities; reported COVID-19 cases to date represent both staff and residents. The number of cases for a facility relies on the amount of testing conducted; facilities not included on this list may have COVID-19 cases that have not yet been identified. As of May 25th 344 nursing homes reported that at least 90% of staff and 90% of residents had been tested. ALSO: Data on deaths is self-reported by each facility. In accordance with long-term care regulations, nursing homes and rest homes must report deaths due to any cause in any resident, either confirmed COVID-19 positive, or suspected to have COVID-19, even if the individual was never tested. When the number of deaths is between 1-4 residents, the number is suppressed and reported as 1-4, to protect possible resident identification. The Department of Public Health performs routine data quality reviews of the data it receives. This includes removing duplicate results and updating counts if needed. Also, occasional negative tests from nursing home residents result after being reported first as presumptive and are removed. As a result of this, the total of self-reported deaths may decrease to ensure accuracy. Sources: MAVEN for confirmed cases; Individual facilities reported resident deaths to DPH Bureau of Health Care Safety and Quality's Health Care Facility Reporting System



Massachusetts Department of Public Health COVID-19 Dashboard - Wednesday, July 08, 2020

COVID Cases and Facility-Reported Deaths in Long Term Care Facilities (3/8) Data collected as of 7/7/2020

| Facility | County | Total licensed beds | Number of Cases* | COVID-19 Deaths** | Facility | County | Total licensed beds | Number of Cases* | COVID-19 Deaths** |
|--|-----------|---------------------|------------------|-------------------|--|-----------|---------------------|------------------|-------------------|
| COMMONS RESIDENCE AT ORCHARD COVE | NORFOLK | 45 | > 30 | 12 | ELIZABETH CATHERINE REST HOME | NORFOLK | 26 | 0 | 0 |
| CONTINUING CARE AT BROOKSBY VILLAGE | ESSEX | 88 | 1-10 | 0 | ELIZABETH SETON | NORFOLK | 84 | > 30 | 17 |
| COPLEY AT STOUGHTON - BAYSTATE CONSOLIDATED PROPER | NORFOLK | 123 | > 30 | 15 | ELLEN RICE REST HOME INC. | HAMPDEN | 12 | 0 | 0 |
| COUNTRY CENTER FOR HEALTH & REHABILITATION | ESSEX | 111 | 1-10 | 0 | ELLIS NURSING HOME (THE) | NORFOLK | 191 | > 30 | 25 |
| COUNTRY GARDENS HEALTH AND REHABILITATION CENTER | BRISTOL | 86 | 1-10 | 1-4 | ELMHURST HEALTHCARE (THE) | MIDDLESEX | 45 | 11-30 | 1-4 |
| COUNTRYSIDE HEALTH CARE OF MILFORD | WORCESTER | 109 | > 30 | 9 | EMERSON REHABILITATION & TRANSITIONAL CARE UNIT | MIDDLESEX | 20 | 0 | 0 |
| COURTYARD NURSING CARE CENTER | MIDDLESEX | 224 | > 30 | 70 | FAIRHAVEN HEALTHCARE CENTER | MIDDLESEX | 169 | > 30 | 25 |
| CRANEVILLE PLACE REHABILITATION & SKILLED CARE CT | BERKSHIRE | 89 | 1-10 | 0 | FAIRMOUNT REST HOME INC. | SUFFOLK | 32 | 11-30 | 0 |
| CRESCENT MANOR REST HOME INC | WORCESTER | 58 | 0 | 0 | FAIRVIEW COMMONS NURSING & REHABILITATION CENTER | BERKSHIRE | 146 | 1-10 | 1-4 |
| CUSHING MANOR COMM SUPPORT FACILITY | SUFFOLK | 36 | 0 | 0 | FALL RIVER HEALTHCARE | BRISTOL | 176 | > 30 | 13 |
| DAGGETT-CRANDALL NEWCOMB HOME | BRISTOL | 30 | 0 | 0 | FALL RIVER JEWISH HOME INC | BRISTOL | 62 | 1-10 | 0 |
| DALTON REST HOME | WORCESTER | 34 | 0 | 0 | FARREN CARE CENTER | FRANKLIN | 122 | 0 | 0 |
| DARTMOUTH MANOR REST HOME | BRISTOL | 25 | 0 | 0 | FITCH HOME INC. (THE) | MIDDLESEX | 26 | 11-30 | 0 |
| DAVENPORT MEMORIAL HOME | MIDDLESEX | 18 | 0 | 0 | FITCHBURG HEALTHCARE | WORCESTER | 160 | > 30 | 23 |
| DAY BROOK VILLAGE SENIOR LIVING | HAMPDEN | 92 | > 30 | 26 | FITCHBURG REHABILITATION AND NURSING CENTER | WORCESTER | 36 | 1-10 | 0 |
| DEDHAM HEALTHCARE | NORFOLK | 145 | > 30 | 18 | FULLER HOUSE OF STONEHAM REST HOME | MIDDLESEX | 13 | 0 | 0 |
| DEN-MAR HEALTH AND REHABILITATION CENTER | ESSEX | 76 | > 30 | 13 | GARDEN PLACE HEALTHCARE | BRISTOL | 133 | > 30 | 14 |
| DEXTER HOUSE HEALTHCARE | MIDDLESEX | 130 | > 30 | 20 | GARDNER REHABILITATION AND NURSING CENTER | WORCESTER | 124 | 1-10 | 0 |
| DODGE PARK REST HOME INC. | WORCESTER | 60 | 1-10 | 0 | GERMAN CENTER FOR EXTENDED CARE | SUFFOLK | 133 | > 30 | 20 |
| DONNA KAY REST HOME | WORCESTER | 60 | 1-10 | 0 | GERMAN HOME THE | ESSEX | 31 | 0 | 0 |
| DOOLITTLE HOME THE | NORFOLK | 32 | 0 | 0 | GLEN RIDGE NURSING CARE CENTER | MIDDLESEX | 164 | > 30 | 26 |
| DWYER HOME | NORFOLK | 50 | 1-10 | 1-4 | GLOUCESTER HEALTHCARE | ESSEX | 101 | > 30 | 16 |
| D'YOUVILLE CENTER FOR ADVANCE THERAPY | MIDDLESEX | 33 | 1-10 | 1-4 | GOVERNORS CENTER | HAMPDEN | 100 | > 30 | 13 |
| D'YOUVILLE SENIOR CARE | MIDDLESEX | 208 | > 30 | 11 | GREENWOOD NURSING & REHABILITATION CENTER | MIDDLESEX | 36 | 11-30 | 5 |
| EAST LONGMEADOW SKILLED NURSING CENTER | HAMPDEN | 119 | > 30 | 24 | GUARDIAN CENTER (THE) | PLYMOUTH | 123 | > 30 | 16 |
| EASTPOINTE REHAB CENTER | SUFFOLK | 195 | > 30 | 62 | HALCYON HOUSE | ESSEX | 20 | 1-10 | 0 |
| ELAINE CENTER AT HADLEY | HAMPSHIRE | 154 | 11-30 | 8 | HALE HOUSE | SUFFOLK | 60 | 0 | 0 |
| ELIOT CENTER FOR HEALTH & REHABILITATION | MIDDLESEX | 114 | > 30 | 9 | HANCOCK PARK REHABILITATION AND NURSING CENTER | NORFOLK | 142 | > 30 | 20 |

*Staff and residents; **Cumulative COVID-19 deaths –includes residents only. PLEASE NOTE: This list includes nursing homes, rest homes, and skilled nursing facilities; reported COVID-19 cases to date represent both staff and residents. The number of cases for a facility relies on the amount of testing conducted; facilities not included on this list may have COVID-19 cases that have not yet been identified. As of May 25th 344 nursing homes reported that at least 90% of staff and 90% of residents had been tested. ALSO: Data on deaths is self-reported by each facility. In accordance with long-term care regulations, nursing homes and rest homes must report deaths due to any cause in any resident, either confirmed COVID-19 positive, or suspected to have COVID-19, even if the individual was never tested. When the number of deaths is between 1-4 residents, the number is suppressed and reported as 1-4, to protect possible resident identification. The Department of Public Health performs routine data quality reviews of the data it receives. This includes removing duplicate results and updating counts if needed. Also, occasional negative tests from nursing home residents result after being reported first as presumptive and are removed. As a result of this, the total of self-reported deaths may decrease to ensure accuracy. Sources: MAVEN for confirmed cases; Individual facilities reported resident deaths to DPH Bureau of Health Care Safety and Quality's Health Care Facility Reporting System



Massachusetts Department of Public Health COVID-19 Dashboard - Wednesday, July 08, 2020

COVID Cases and Facility-Reported Deaths in Long Term Care Facilities (4/8) Data collected as of 7/7/2020

| Facility | County | Total licensed beds | Number of Cases* | COVID-19 Deaths** | Facility | County | Total licensed beds | Number of Cases* | COVID-19 Deaths** |
|---|------------|---------------------|------------------|-------------------|--|------------|---------------------|------------------|-------------------|
| HANNAH B G SHAW HOME FOR THE AGED | PLYMOUTH | 107 | 0 | 0 | JOHN ADAMS HEALTHCARE CENTER | NORFOLK | 71 | 1-10 | 0 |
| HANNAH DUSTON HEALTHCARE CENTER | ESSEX | 128 | > 30 | 21 | JOHN SCOTT HOUSE NURSING & REHABILITATION CENTER | NORFOLK | 138 | > 30 | 26 |
| HARBOR HOUSE NURSING & REHABILITATION CENTER | PLYMOUTH | 142 | > 30 | 28 | JULIAN J LEVITT FAMILY NURSING HOME | HAMPDEN | 200 | > 30 | 66 |
| HATHAWAY MANOR EXTENDED CARE | BRISTOL | 142 | > 30 | 24 | KATZMAN FAMILY CENTER FOR LIVING | SUFFOLK | 120 | > 30 | 55 |
| HATHORNE HILL | ESSEX | 120 | > 30 | 7 | KEYSTONE CENTER | WORCESTER | 106 | 11-30 | 7 |
| HAVENWOOD REST HOME | BRISTOL | 41 | 0 | 0 | KIMBALL FARMS NURSING CARE CENTER | BERKSHIRE | 74 | 1-10 | 0 |
| HEATHWOOD HEALTHCARE | MIDDLESEX | 73 | > 30 | 12 | KNOLLWOOD NURSING CENTER | WORCESTER | 82 | 1-10 | 1-4 |
| HELLENIC NURSING & REHABILITATION CENTER | NORFOLK | 154 | > 30 | 27 | LABELLE'S REST HOME | FRANKLIN | 24 | 0 | 0 |
| HERITAGE HALL EAST | HAMPDEN | 123 | > 30 | 15 | LAFAYETTE REHABILITATION & SKILLED NURSING FACILIT | ESSEX | 65 | > 30 | 14 |
| HERITAGE HALL NORTH | HAMPDEN | 124 | 11-30 | 6 | LAKEVIEW HOUSE SKLD NRSG AND RESIDENTIAL CARE FAC | ESSEX | 91 | 0 | 0 |
| HERITAGE HALL SOUTH | HAMPDEN | 122 | > 30 | 5 | LANESSA EXTENDED CARE | WORCESTER | 96 | 1-10 | 0 |
| HERITAGE HALL WEST | HAMPDEN | 164 | > 30 | 23 | LASELL HOUSE | MIDDLESEX | 44 | 0 | 0 |
| HERMITAGE HEALTHCARE (THE) | WORCESTER | 101 | > 30 | 12 | LATHROP HOME | HAMPSHIRE | 39 | 0 | 0 |
| HIGHLANDS THE | WORCESTER | 168 | > 30 | 31 | LAUREL RIDGE REHAB AND SKILLED CARE CENTER | SUFFOLK | 120 | > 30 | 18 |
| HIGHVIEW OF NORTHAMPTON | HAMPSHIRE | 120 | > 30 | 14 | LEDGEWOOD REHABILITATION & SKILLED NURSING CENTER | ESSEX | 123 | > 30 | 11 |
| HILLCREST COMMONS NURSING & REHABILITATION CENTER | BERKSHIRE | 265 | 0 | 0 | LEE HEALTHCARE | BERKSHIRE | 88 | 0 | 0 |
| HILLSIDE REST HOME | ESSEX | 28 | 0 | 0 | LEONARD FLORENCE CENTER FOR LIVING | SUFFOLK | 100 | 11-30 | 1-4 |
| HOLDEN REHABILITATION & NURSING CENTER | WORCESTER | 123 | 11-30 | 1-4 | LIBERTY COMMONS | BARNSTABLE | 132 | 1-10 | 0 |
| HOLY TRINITY EASTERN ORTHODOX N & R CENTER | WORCESTER | 113 | > 30 | 12 | LIFE CARE CENTER OF ACTON | MIDDLESEX | 155 | > 30 | 17 |
| HOLYOKE HEALTHCARE CENTER | HAMPDEN | 102 | 1-10 | 0 | LIFE CARE CENTER OF ATTLEBORO | BRISTOL | 123 | > 30 | 15 |
| HOMESTEAD HALL | WORCESTER | 32 | 0 | 0 | LIFE CARE CENTER OF AUBURN | WORCESTER | 154 | > 30 | 34 |
| HUNT NURSING & REHAB CENTER | ESSEX | 120 | > 30 | 22 | LIFE CARE CENTER OF LEOMINSTER | WORCESTER | 133 | > 30 | 25 |
| IVY HILL COURT | ESSEX | 30 | 0 | 0 | LIFE CARE CENTER OF MERRIMACK VALLEY | MIDDLESEX | 124 | > 30 | 28 |
| JEANNE JUGAN RESIDENCE | MIDDLESEX | 84 | > 30 | 9 | LIFE CARE CENTER OF NASHOBA VALLEY | MIDDLESEX | 120 | > 30 | 27 |
| JEFFREY & SUSAN BRUDNICK CENTER FOR LIVING | ESSEX | 180 | > 30 | 45 | LIFE CARE CENTER OF PLYMOUTH | PLYMOUTH | 150 | > 30 | 24 |
| JESMOND NURSING HOME | ESSEX | 57 | 11-30 | 5 | LIFE CARE CENTER OF RAYNHAM | BRISTOL | 154 | > 30 | 37 |
| JEWISH HEALTHCARE CENTER | WORCESTER | 141 | > 30 | 23 | LIFE CARE CENTER OF STONEHAM | MIDDLESEX | 94 | > 30 | 16 |
| JML CARE CENTER INC | BARNSTABLE | 132 | 11-30 | 5 | LIFE CARE CENTER OF THE NORTH SHORE | ESSEX | 123 | > 30 | 21 |

*Staff and residents; **Cumulative COVID-19 deaths –includes residents only. PLEASE NOTE: This list includes nursing homes, rest homes, and skilled nursing facilities; reported COVID-19 cases to date represent both staff and residents. The number of cases for a facility relies on the amount of testing conducted; facilities not included on this list may have COVID-19 cases that have not yet been identified. As of May 25th 344 nursing homes reported that at least 90% of staff and 90% of residents had been tested. ALSO: Data on deaths is self-reported by each facility. In accordance with long-term care regulations, nursing homes and rest homes must report deaths due to any cause in any resident, either confirmed COVID-19 positive, or suspected to have COVID-19, even if the individual was never tested. When the number of deaths is between 1-4 residents, the number is suppressed and reported as 1-4, to protect possible resident identification. The Department of Public Health performs routine data quality reviews of the data it receives. This includes removing duplicate results and updating counts if needed. Also, occasional negative tests from nursing home residents result after being reported first as presumptive and are removed. As a result of this, the total of self-reported deaths may decrease to ensure accuracy. Sources: MAVEN for confirmed cases; Individual facilities reported resident deaths to DPH Bureau of Health Care Safety and Quality's Health Care Facility Reporting System



Massachusetts Department of Public Health COVID-19 Dashboard - Wednesday, July 08, 2020

COVID Cases and Facility-Reported Deaths in Long Term Care Facilities (5/8) Data collected as of 7/7/2020

| Facility | County | Total licensed beds | Number of Cases* | COVID-19 Deaths** | Facility | County | Total licensed beds | Number of Cases* | COVID-19 Deaths** |
|--|------------|---------------------|------------------|-------------------|--|-----------|---------------------|------------------|-------------------|
| LIFE CARE CENTER OF THE SOUTH SHORE | PLYMOUTH | 117 | > 30 | 15 | MEADOWS OF CENTRAL MASSACHUSETTS (THE) | WORCESTER | 135 | > 30 | 12 |
| LIFE CARE CENTER OF WEST BRIDGEWATER | PLYMOUTH | 150 | > 30 | 7 | MEADOWS THE | ESSEX | 60 | 11-30 | 5 |
| LIFE CARE CENTER OF WILBRAHAM | HAMPDEN | 123 | > 30 | 15 | MEDFORD REHABILITATION AND NURSING CENTER | MIDDLESEX | 142 | > 30 | 14 |
| LIGHTHOUSE NURSING CARE CENTER | SUFFOLK | 123 | > 30 | 24 | MEDWAY COUNTRY MANOR SKILLED NURSING & REHABILITAT | NORFOLK | 123 | > 30 | 12 |
| LINCOLN HILL MANOR | WORCESTER | 30 | 0 | 0 | MELROSE HEALTHCARE | MIDDLESEX | 106 | > 30 | 12 |
| LINDA MANOR EXTENDED CARE FACILITY | HAMPSHIRE | 123 | 0 | 0 | MERRIMACK VALLEY HEALTH CENTER | ESSEX | 203 | > 30 | 20 |
| LINDEN PONDS | PLYMOUTH | 132 | > 30 | 6 | MILFORD CENTER | WORCESTER | 135 | > 30 | 11 |
| LONGMEADOW OF TAUNTON | BRISTOL | 100 | > 30 | 9 | MILL POND REST HOME | MIDDLESEX | 27 | 0 | 0 |
| LOOMIS LAKESIDE AT REEDS LANDING | HAMPDEN | 42 | > 30 | 5 | MONT MARIE REHABILITATION & HEALTHCARE CENTER | HAMPDEN | 84 | > 30 | 6 |
| LUTHERAN REHABILITATION & SKILLED CARE CENTER | WORCESTER | 150 | > 30 | 22 | MOUNT CARMEL CARE CENTER | BERKSHIRE | 69 | 1-10 | 0 |
| LYDIA TAFT HOUSE | WORCESTER | 53 | 1-10 | 0 | MOUNT SAINT VINCENT CARE CENTER | HAMPDEN | 125 | > 30 | 13 |
| LYNN HOME FOR ELDERLY PERSONS | ESSEX | 37 | 0 | 0 | MT GREYLOCK EXTENDED CARE FACILITY | BERKSHIRE | 100 | 1-10 | 0 |
| LYNN SHORE REST HOME | ESSEX | 34 | 0 | 0 | MT. IDA REST HOME INC. | MIDDLESEX | 18 | 1-10 | 0 |
| M I NURSING & RESTORATIVE CENTER | ESSEX | 250 | > 30 | 55 | MT. PLEASANT HOME | SUFFOLK | 60 | 0 | 0 |
| MADONNA MANOR NURSING HOME | BRISTOL | 129 | > 30 | 23 | NEMASKET HEALTHCARE CENTER | PLYMOUTH | 102 | > 30 | 10 |
| MAPLES REHABILITATION & NURSING CENTER | NORFOLK | 144 | > 30 | 10 | NEVILLE CENTER AT FRESH POND FOR NURSING & REHAB | MIDDLESEX | 112 | > 30 | 31 |
| MAPLEWOOD REHAB AND NURSING | ESSEX | 120 | 11-30 | 0 | NEVINS NURSING & REHABILITATION CENTER | ESSEX | 153 | > 30 | 14 |
| MARIAN MANOR | SUFFOLK | 355 | > 30 | 23 | NEW BEDFORD JEWISH CONVALESCENT HOME INC | BRISTOL | 80 | 1-10 | 0 |
| MARIAN MANOR OF TAUNTON | BRISTOL | 116 | 11-30 | 5 | NEW ENGLAND HOMES FOR THE DEAF INC | ESSEX | 81 | > 30 | 5 |
| MARILLAC RESIDENCE | NORFOLK | 76 | 0 | 0 | NEW ENGLAND PEDIATRIC CARE | MIDDLESEX | 80 | 1-10 | 0 |
| MARISTHILL NURSING & REHABILITATION CENTER | MIDDLESEX | 123 | > 30 | 18 | NEW ENGLAND SINAI HOSPITAL TRANSITIONAL CARE UNIT | NORFOLK | 42 | 11-30 | 0 |
| MARLBOROUGH HILLS REHABILITATION & HLTH CARE CTR | MIDDLESEX | 196 | > 30 | 27 | NEWBRIDGE ON THE CHARLES SKILLED NURSING FACILITY | NORFOLK | 48 | > 30 | 1-4 |
| MARYANN MORSE NURSING & REHABILITATION | MIDDLESEX | 124 | > 30 | 29 | NEWBURYPORT SOCIETY - OF AGED MEN | ESSEX | 9 | 0 | 0 |
| MARY'S MEADOW AT PROVIDENCE PLACE | HAMPDEN | 40 | 1-10 | 0 | NEWFIELD HOUSE CONVALESCENT HOME | PLYMOUTH | 100 | 11-30 | 7 |
| MASCONOMET HEALTHCARE CENTER | ESSEX | 123 | > 30 | 29 | NEWTON WELLESLEY CENTER FOR ALZHEIMER'S CARE | NORFOLK | 110 | > 30 | 18 |
| MATTAPAN HEALTH & REHABILITATION CENTER | SUFFOLK | 85 | > 30 | 7 | NORTH ADAMS COMMONS NURSING & REHABILITATION | FRANKLIN | 119 | 0 | 0 |
| MAYFLOWER PLACE NURSING & REHABILITATION CENTER | BARNSTABLE | 72 | 1-10 | 1-4 | CENTE | | | | |
| MEADOW GREEN NURSING AND REHABILITATION CENTER | MIDDLESEX | 123 | > 30 | 22 | NORTH END REHABILITATION AND HEALTHCARE CENTER | SUFFOLK | 100 | 1-10 | 1-4 |
| | | | | | NORTHWOOD REHABILITATION & HEALTHCARE CENTER | MIDDLESEX | 123 | > 30 | 35 |

*Staff and residents; **Cumulative COVID-19 deaths –includes residents only. PLEASE NOTE: This list includes nursing homes, rest homes, and skilled nursing facilities; reported COVID-19 cases to date represent both staff and residents. The number of cases for a facility relies on the amount of testing conducted; facilities not included on this list may have COVID-19 cases that have not yet been identified. As of May 25th 344 nursing homes reported that at least 90% of staff and 90% of residents had been tested. ALSO: Data on deaths is self-reported by each facility. In accordance with long-term care regulations, nursing homes and rest homes must report deaths due to any cause in any resident, either confirmed COVID-19 positive, or suspected to have COVID-19, even if the individual was never tested. When the number of deaths is between 1-4 residents, the number is suppressed and reported as 1-4, to protect possible resident identification. The Department of Public Health performs routine data quality reviews of the data it receives. This includes removing duplicate results and updating counts if needed. Also, occasional negative tests from nursing home residents result after being reported first as presumptive and are removed. As a result of this, the total of self-reported deaths may decrease to ensure accuracy. Sources: MAVEN for confirmed cases; Individual facilities reported resident deaths to DPH Bureau of Health Care Safety and Quality's Health Care Facility Reporting System



Massachusetts Department of Public Health COVID-19 Dashboard - Wednesday, July 08, 2020

COVID Cases and Facility-Reported Deaths in Long Term Care Facilities (6/8) Data collected as of 7/7/2020

| Facility | County | Total licensed beds | Number of Cases* | COVID-19 Deaths** | Facility | County | Total licensed beds | Number of Cases* | COVID-19 Deaths** |
|---|------------|---------------------|------------------|-------------------|---|------------|---------------------|------------------|-------------------|
| NORWOOD HEALTHCARE | NORFOLK | 170 | > 30 | 30 | PLEASANT STREET REST HOME INC. | BRISTOL | 60 | 11-30 | 1-4 |
| NOTRE DAME LONG TERM CARE CENTER | WORCESTER | 123 | > 30 | 32 | PLYMOUTH HARBORSIDE HEALTHCARE | PLYMOUTH | 101 | > 30 | 17 |
| OAK KNOLL HEALTHCARE CENTER | MIDDLESEX | 123 | > 30 | 19 | PLYMOUTH REHABILITATION & HEALTH CARE CENTER | PLYMOUTH | 186 | 1-10 | 0 |
| OAKDALE REHABILITATION & SKILLED NURSING CENTER | WORCESTER | 92 | 1-10 | 0 | POET'S SEAT HEALTH CARE CENTER | FRANKLIN | 63 | > 30 | 15 |
| OAKHILL HEALTHCARE | PLYMOUTH | 123 | > 30 | 7 | POND HOME | NORFOLK | 43 | 1-10 | 0 |
| OAKS THE | BRISTOL | 122 | 1-10 | 0 | POPE NURSING HOME | NORFOLK | 49 | > 30 | 20 |
| OASIS AT DODGE PARK | WORCESTER | 82 | 11-30 | 0 | PORT HEALTHCARE CENTER | ESSEX | 123 | 1-10 | 0 |
| ODD FELLOWS HOME OF MASSACHUSETTS | WORCESTER | 100 | > 30 | 13 | PRESCOTT HOUSE | ESSEX | 126 | 11-30 | 1-4 |
| OOSTERMAN'S MELROSE REST HOME INC | MIDDLESEX | 25 | 0 | 0 | PRESENTATION REHAB AND SKILLED CARE CENTER | SUFFOLK | 122 | > 30 | 24 |
| OUR ISLAND HOME | NANTUCKET | 45 | 0 | 0 | QUABBIN VALLEY HEALTHCARE | WORCESTER | 142 | 1-10 | 0 |
| OUR LADYS HAVEN OF FAIRHAVEN INC | BRISTOL | 117 | > 30 | 26 | QUABOAG REHABILITATION & SKILLED CARE FACILITY | WORCESTER | 166 | 11-30 | 0 |
| OVERLOOK MASONIC HEALTH CENTER | WORCESTER | 181 | 1-10 | 0 | QUEEN ANNE NURSING HOME INC | PLYMOUTH | 106 | > 30 | 16 |
| OXFORD REHABILITATION & HEALTH CARE CENTER THE | ESSEX | 120 | > 30 | 8 | QUINCY HEALTH AND REHABILITATION CENTER LLC | NORFOLK | 126 | > 30 | 42 |
| PALM SKILLED NRSING CR & CTR FOR REHAB EXCELLENCE | MIDDLESEX | 124 | > 30 | 31 | RECUPERATIVE SERVICES UNIT-HEBREW REHAB CENTER | SUFFOLK | 50 | > 30 | 0 |
| PALMER HEALTHCARE CENTER | HAMPDEN | 61 | 0 | 0 | REHABILITATION & NURSING CENTER AT EVERETT (THE) | MIDDLESEX | 183 | > 30 | 17 |
| PARK AVENUE HEALTH CENTER | MIDDLESEX | 89 | > 30 | 16 | RENAISSANCE MANOR ON CABOT | HAMPDEN | 61 | 1-10 | 0 |
| PARK PLACE REHABILITATION & SKILLED CARE CENTER | SUFFOLK | 53 | 11-30 | 7 | RESERVOIR CENTER FOR HEALTH & REHABILITATION THE | MIDDLESEX | 144 | > 30 | 14 |
| PARKWAY HEALTH AND REHABILITATION CENTER | SUFFOLK | 141 | > 30 | 13 | REVOLUTION CHARLWELL | NORFOLK | 124 | > 30 | 22 |
| PARSONS HILL REHABILITATION & HEALTH CARE CENTER | WORCESTER | 162 | > 30 | 7 | REVOLUTION KIMWELL | BRISTOL | 124 | > 30 | 12 |
| PAVILION THE | BARNSTABLE | 82 | 1-10 | 0 | RIVER TERRACE REHABILITATION AND HEALTHCARE CTR | WORCESTER | 82 | > 30 | 22 |
| PENACOOK PLACE INC | ESSEX | 160 | > 30 | 15 | RIVER VALLEY REST HOME | HAMPSHIRE | 25 | 0 | 0 |
| PENNY LANE | WORCESTER | 26 | 0 | 0 | RIVERBEND OF SOUTH NATICK | MIDDLESEX | 55 | 1-10 | 1-4 |
| PETTEE HOUSE | MIDDLESEX | 24 | 0 | 0 | RIVERCREST LONG TERM CARE | MIDDLESEX | 42 | 11-30 | 12 |
| PHILLIPS MANOR NURSING HOME | ESSEX | 29 | 11-30 | 8 | ROCKRIDGE AT LAUREL PARK | HAMPSHIRE | 61 | 0 | 0 |
| PILGRIM REHABILITATION & SKILLED NURSING CENTER | ESSEX | 152 | > 30 | 14 | ROSEWOOD MANOR REST HOME | BARNSTABLE | 33 | 1-10 | 0 |
| PINE KNOLL NURSING CENTER | MIDDLESEX | 81 | > 30 | 18 | ROYAL AT WAYLAND REHABILITATION & NURSING CENTER | MIDDLESEX | 40 | > 30 | 11 |
| PLEASANT ACRES REST HOME LLC | WORCESTER | 14 | 0 | 0 | ROYAL BRAINTREE NURSING AND REHABILITATION CENTER | NORFOLK | 204 | > 30 | 32 |
| PLEASANT BAY OF BREWSTER REHAB CENTER | BARNSTABLE | 135 | > 30 | 19 | ROYAL CAPE COD NURSING & REHABILITATION CENTER | BARNSTABLE | 99 | > 30 | 17 |

*Staff and residents; **Cumulative COVID-19 deaths –includes residents only. PLEASE NOTE: This list includes nursing homes, rest homes, and skilled nursing facilities; reported COVID-19 cases to date represent both staff and residents. The number of cases for a facility relies on the amount of testing conducted; facilities not included on this list may have COVID-19 cases that have not yet been identified. As of May 25th 344 nursing homes reported that at least 90% of staff and 90% of residents had been tested. ALSO: Data on deaths is self-reported by each facility. In accordance with long-term care regulations, nursing homes and rest homes must report deaths due to any cause in any resident, either confirmed COVID-19 positive, or suspected to have COVID-19, even if the individual was never tested. When the number of deaths is between 1-4 residents, the number is suppressed and reported as 1-4, to protect possible resident identification. The Department of Public Health performs routine data quality reviews of the data it receives. This includes removing duplicate results and updating counts if needed. Also, occasional negative tests from nursing home residents result after being reported first as presumptive and are removed. As a result of this, the total of self-reported deaths may decrease to ensure accuracy. Sources: MAVEN for confirmed cases; Individual facilities reported resident deaths to DPH Bureau of Health Care Safety and Quality's Health Care Facility Reporting System



Massachusetts Department of Public Health COVID-19 Dashboard - Wednesday, July 08, 2020

COVID Cases and Facility-Reported Deaths in Long Term Care Facilities (7/8) Data collected as of 7/7/2020

| Facility | County | Total licensed beds | Number of Cases* | COVID-19 Deaths** | Facility | County | Total licensed beds | Number of Cases* | COVID-19 Deaths** |
|---|------------|---------------------|------------------|-------------------|--|------------|---------------------|------------------|-------------------|
| ROYAL MEADOW VIEW CENTER | MIDDLESEX | 113 | > 30 | 13 | SOUTHBRIDGE REHABILITATION & HEALTH CARE CENTER | WORCESTER | 144 | > 30 | 9 |
| ROYAL MEGANSETT NURSING & REHABILITATION | BARNSTABLE | 90 | 1-10 | 0 | SOUTHEAST HEALTH CARE CENTER | BRISTOL | 171 | > 30 | 22 |
| ROYAL NORWELL NURSING & REHABILITATION CENTER LLC | PLYMOUTH | 86 | > 30 | 16 | SOUTHPOINTE REHAB CENTER | BRISTOL | 152 | > 30 | 18 |
| ROYAL NURSING CENTER LLC | BARNSTABLE | 121 | > 30 | 9 | SOUTHSHORE HEALTH CARE CENTER | PLYMOUTH | 96 | > 30 | 15 |
| ROYAL OF COTUIT | BARNSTABLE | 120 | 1-10 | 0 | SOUTHWOOD AT NORWELL NURSING CTR | PLYMOUTH | 142 | 11-30 | 23 |
| ROYAL OF FAIRHAVEN NURSING CENTER | BRISTOL | 107 | 1-10 | 0 | SPAULDING NURSING & THERAPY CENTER - BRIGHTON | SUFFOLK | 123 | 11-30 | 1-4 |
| ROYAL WOOD MILL CENTER | ESSEX | 94 | > 30 | 18 | SPRINGSIDE REHABILITATION AND SKILLED CARE CENTER | BERKSHIRE | 115 | 0 | 0 |
| SACHEM CENTER FOR HEALTH & REHABILITATION | PLYMOUTH | 111 | > 30 | 19 | ST CAMILLUS HEALTH CENTER | WORCESTER | 123 | > 30 | 19 |
| SACRED HEART NURSING HOME | BRISTOL | 217 | > 30 | 21 | ST FRANCIS REHABILITATION & NURSING CENTER | WORCESTER | 137 | > 30 | 20 |
| SALEM REHAB CENTER | ESSEX | 123 | > 30 | 23 | ST JOSEPH MANOR HEALTH CARE INC | PLYMOUTH | 118 | > 30 | 32 |
| SANCTA MARIA NURSING FACILITY | MIDDLESEX | 141 | > 30 | 19 | ST JOSEPH REHAB & NURSING CARE CENTER | SUFFOLK | 123 | > 30 | 27 |
| SARAH BRAYTON NURSING CARE CTR | BRISTOL | 183 | > 30 | 22 | ST LUKE'S HOME | HAMPDEN | 89 | 0 | 0 |
| SAUGUS REHAB AND NURSING | ESSEX | 80 | > 30 | 6 | ST MARY HEALTH CARE CENTER | WORCESTER | 172 | > 30 | 38 |
| SAVOY NURSING & REHAB CTR | BRISTOL | 39 | 0 | 0 | ST PATRICK'S MANOR | MIDDLESEX | 333 | > 30 | 37 |
| SEA VIEW CONVALESCENT AND NURSING HOME | ESSEX | 62 | 11-30 | 1-4 | STERLING VILLAGE | WORCESTER | 143 | > 30 | 12 |
| SEACOAST NURSING & REHABILITATION CENTER INC | ESSEX | 142 | 1-10 | 0 | STONE REHABILITATION AND SENIOR LIVING | MIDDLESEX | 82 | > 30 | 15 |
| SERENITY HILL NURSING CENTER | NORFOLK | 44 | 11-30 | 1-4 | STONEHEDGE HEALTH CARE CENTER | SUFFOLK | 79 | > 30 | 10 |
| SERENITY REST HOME LLC | PLYMOUTH | 24 | 0 | 0 | SUDBURY PINES EXTENDED CARE | MIDDLESEX | 92 | > 30 | 13 |
| SETH MANN 2ND HME FOR AGED/INFI WOM | NORFOLK | 5 | 0 | 0 | SUNNY ACRES NURSING HOME | MIDDLESEX | 93 | 11-30 | 1-4 |
| SEVEN HILLS PEDIATRIC CENTER | MIDDLESEX | 83 | 1-10 | 0 | SUTTON HILL CENTER | ESSEX | 142 | > 30 | 14 |
| SHERRILL HOUSE | SUFFOLK | 196 | > 30 | 32 | SWEET BROOK OF WILLIAMSTOWN REHABILITATION & N CTR | BERKSHIRE | 146 | 0 | 0 |
| SHREWSBURY NURSING & REHABILITATION CENTER | WORCESTER | 99 | > 30 | 20 | TERRACES ORLEANS (THE) | BARNSTABLE | 50 | 0 | 0 |
| SIPPICAN HEALTHCARE CENTER | PLYMOUTH | 123 | 1-10 | 0 | THE LELAND HOME | MIDDLESEX | 40 | 1-10 | 0 |
| SKILLED NURSING FACILITY AT NORTH HILL (THE) | NORFOLK | 72 | > 30 | 10 | THOMAS UPHAM HOUSE | NORFOLK | 42 | 1-10 | 0 |
| SOMERSET RIDGE CENTER | BRISTOL | 135 | > 30 | 14 | TIMBERLYN HEIGHTS NURSING AND REHABILITATION | BERKSHIRE | 71 | 1-10 | 0 |
| SOPHIA SNOW HOUSE | SUFFOLK | 36 | 0 | 0 | TIMOTHY DANIELS HOUSE | MIDDLESEX | 40 | 1-10 | 0 |
| SOUTH COVE MANOR NURSING & REHABILITATION CENTER | NORFOLK | 141 | 1-10 | 0 | TOWN AND COUNTRY HEALTH CARE CENTER | MIDDLESEX | 80 | > 30 | 8 |
| SOUTH DENNIS HEALTHCARE | BARNSTABLE | 128 | > 30 | 11 | TREMONT HEALTH CARE CENTER | PLYMOUTH | 104 | > 30 | 15 |

*Staff and residents; **Cumulative COVID-19 deaths –includes residents only. PLEASE NOTE: This list includes nursing homes, rest homes, and skilled nursing facilities; reported COVID-19 cases to date represent both staff and residents. The number of cases for a facility relies on the amount of testing conducted; facilities not included on this list may have COVID-19 cases that have not yet been identified. As of May 25th 344 nursing homes reported that at least 90% of staff and 90% of residents had been tested. ALSO: Data on deaths is self-reported by each facility. In accordance with long-term care regulations, nursing homes and rest homes must report deaths due to any cause in any resident, either confirmed COVID-19 positive, or suspected to have COVID-19, even if the individual was never tested. When the number of deaths is between 1-4 residents, the number is suppressed and reported as 1-4, to protect possible resident identification. The Department of Public Health performs routine data quality reviews of the data it receives. This includes removing duplicate results and updating counts if needed. Also, occasional negative tests from nursing home residents result after being reported first as presumptive and are removed. As a result of this, the total of self-reported deaths may decrease to ensure accuracy. Sources: MAVEN for confirmed cases; Individual facilities reported resident deaths to DPH Bureau of Health Care Safety and Quality's Health Care Facility Reporting System



Massachusetts Department of Public Health COVID-19 Dashboard - Wednesday, July 08, 2020

COVID Cases and Facility-Reported Deaths in Long Term Care Facilities (8/8) Data collected as of 7/7/2020

| Facility | County | Total licensed beds | Number of Cases* | COVID-19 Deaths** | Facility | County | Total licensed beds | Number of Cases* | COVID-19 Deaths** |
|---|-----------|---------------------|------------------|-------------------|---|------------|---------------------|------------------|-------------------|
| TWIN OAKS REHAB AND NURSING | ESSEX | 101 | > 30 | 11 | WILLIAMSTOWN COMMONS NURSING & REHAB | BERKSHIRE | 180 | > 30 | 24 |
| VERO HEALTH & REHAB OF HAMPDEN | HAMPDEN | 100 | > 30 | 15 | WILLIMANSETT CENTER EAST | HAMPDEN | 85 | 0 | 0 |
| VERO HEALTH & REHAB OF SOUTH HADLEY | HAMPSHIRE | 132 | > 30 | 23 | WILLIMANSETT CENTER WEST | HAMPDEN | 103 | 0 | 0 |
| VERO HEALTH & REHAB OF WILBRAHAM | HAMPDEN | 135 | > 30 | 22 | WILLOW MANOR | MIDDLESEX | 90 | > 30 | 1-4 |
| VICTORIA HAVEN NURSING FACILITY | NORFOLK | 31 | 1-10 | 0 | WILLOWBROOK MANOR REST HOME | NORFOLK | 36 | 0 | 0 |
| VILLAGE REST HOME | BRISTOL | 14 | 1-10 | 1-4 | WILLOWS AT WORCESTER (THE) | WORCESTER | 28 | 0 | 0 |
| VILLAGE REST HOME | WORCESTER | 25 | 0 | 0 | WINCHESTER NURSING CENTER INC | MIDDLESEX | 121 | 11-30 | 1-4 |
| VILLAGE REST HOME II OF BROCKTON | PLYMOUTH | 16 | 0 | 0 | WINDEMERE NURSING & REHAB CTR ON MARTHAS VINEYARD | DUKES | 106 | 0 | 0 |
| WACHUSETT MANOR | WORCESTER | 96 | > 30 | 9 | WINDSOR NURSING & RETIREMENT HOME | BARNSTABLE | 120 | 1-10 | 1-4 |
| WAKEFIELD CENTER | MIDDLESEX | 149 | > 30 | 13 | WINGATE AT CHESTNUT HILL | NORFOLK | 135 | > 30 | 13 |
| WALPOLE HEALTHCARE | NORFOLK | 90 | > 30 | 11 | WINGATE AT HARWICH | BARNSTABLE | 135 | > 30 | 21 |
| WAREHAM HEALTHCARE | PLYMOUTH | 175 | 1-10 | 0 | WINGATE AT HAVERHILL | ESSEX | 146 | > 30 | 21 |
| WATERTOWN HEALTH CENTER | MIDDLESEX | 163 | > 30 | 18 | WINGATE AT NEEDHAM | NORFOLK | 142 | > 30 | 22 |
| WATERVIEW LODGE LLC REHABILITATION & HEALTHCARE | MIDDLESEX | 103 | > 30 | 12 | WINGATE AT NORTON | BRISTOL | 106 | 1-10 | 0 |
| WEBSTER MANOR REHABILITATION & HEALTH CARE CENTER | WORCESTER | 135 | > 30 | 9 | WINGATE AT SHARON | NORFOLK | 66 | > 30 | 9 |
| WEBSTER PARK REHABILITATION AND HEALTHCARE CENTER | PLYMOUTH | 110 | > 30 | 15 | WINGATE AT SILVER LAKE | PLYMOUTH | 164 | > 30 | 10 |
| WEDGEMERE HEALTHCARE | BRISTOL | 94 | > 30 | 8 | WINGATE AT WESTON | MIDDLESEX | 160 | > 30 | 22 |
| WEST NEWTON HEALTHCARE | MIDDLESEX | 123 | > 30 | 13 | WINTER HILL REST HOME | WORCESTER | 15 | 0 | 0 |
| WEST REVERE HEALTH CENTER | SUFFOLK | 119 | > 30 | 8 | WOBURN NURSING CENTER INC | MIDDLESEX | 140 | > 30 | 18 |
| WEST ROXBURY HEALTH & REHABILITATION CENTER | SUFFOLK | 76 | > 30 | 8 | WORCESTER HEALTH CENTER | WORCESTER | 160 | > 30 | 7 |
| WEST SIDE HOUSE LTC FACILITY | WORCESTER | 91 | > 30 | 11 | WORCESTER REHABILITATION & HEALTH CARE CENTER | WORCESTER | 160 | > 30 | 12 |
| WESTBOROUGH HEALTHCARE | WORCESTER | 117 | > 30 | 23 | | | | | |
| WESTFIELD CENTER | HAMPDEN | 98 | 1-10 | 0 | | | | | |
| WESTFIELD GARDENS NURSING AND REHAB | HAMPDEN | 80 | 0 | 0 | | | | | |
| WESTFORD HOUSE | MIDDLESEX | 123 | > 30 | 5 | | | | | |
| WESTVIEW REST HOME | PLYMOUTH | 20 | 0 | 0 | | | | | |
| WHITTIER BRADFORD TRANSITIONAL CARE UNIT | ESSEX | 20 | 11-30 | 0 | | | | | |
| WHITTIER WESTBOROUGH TRANSITIONAL CARE UNIT | WORCESTER | 19 | 1-10 | 0 | | | | | |

*Staff and residents; **Cumulative COVID-19 deaths –includes residents only. PLEASE NOTE: This list includes nursing homes, rest homes, and skilled nursing facilities; reported COVID-19 cases to date represent both staff and residents. The number of cases for a facility relies on the amount of testing conducted; facilities not included on this list may have COVID-19 cases that have not yet been identified. As of May 25th 344 nursing homes reported that at least 90% of staff and 90% of residents had been tested. ALSO: Data on deaths is self-reported by each facility. In accordance with long-term care regulations, nursing homes and rest homes must report deaths due to any cause in any resident, either confirmed COVID-19 positive, or suspected to have COVID-19, even if the individual was never tested. When the number of deaths is between 1-4 residents, the number is suppressed and reported as 1-4, to protect possible resident identification. The Department of Public Health performs routine data quality reviews of the data it receives. This includes removing duplicate results and updating counts if needed. Also, occasional negative tests from nursing home residents result after being reported first as presumptive and are removed. As a result of this, the total of self-reported deaths may decrease to ensure accuracy. Sources: MAVEN for confirmed cases; Individual facilities reported resident deaths to DPH Bureau of Health Care Safety and Quality's Health Care Facility Reporting System



Nursing Facilities Baseline Testing

- On, April 27th the Commonwealth announced a COVID-19 Nursing Facility Accountability and Support Program. Additional funding of up to \$130 m is being provided to improve the safety and infection control protocols for nursing home residents and staff.
- This additional funding is dependent upon facilities meeting specific accountability metrics, including **testing at least 90% of all nursing home residents and 90% of all staff for COVID-19 between April 8, 2020 and May 25, 2020**. Facilities were encouraged to test 100% of staff and residents.
- The Executive Office of Health and Human Services (EOHHS) worked closely with the Massachusetts Senior Care Association (MSCA) to ensure facilities had access to testing options in order to meet the May 25th deadline.
- This report depicts the percentage of staff and residents tested for COVID-19 at each facility and whether a facility met the 90% threshold. The data is self-attested by nursing facilities and may be subject to further audit and review by EOHHS for final determinations.
- **Facilities that did meet the 90% testing threshold will not receive any additional funding under the Accountability and Support policy.**

Baseline Testing Results
(through 5/25)

| | |
|---|------------|
| Total facilities submitting testing data | 360 |
| Total facilities achieving baseline testing threshold for residents and staff | 353 |
| Total facilities achieving baseline testing threshold for residents only | 1 |
| Total facilities achieving baseline testing threshold for staff only | 1 |
| Total facilities not achieving baseline testing threshold for residents or staff | 0 |
| Total facilities that did not submit in time | 5 |



Nursing Facilities Baseline Testing

Summary of self-reported testing results¹ (4/8 – 5/25)

| | Residents | Staff | Residents and Staff |
|--|-----------|--------|---------------------|
| Total unique individuals tested | 33,151 | 43,102 | 76,253 |
| Proportion of unique individuals that tested positive | 42% | 16% | 27% |

1. For facility-specific details, refer to the section in this report titled "Long Term Care Facilities with 2+ Known COVID Cases and Facility-Reported Deaths."

Note: The figures presented in this publication were self-reported by nursing facilities. Facilities were also required to submit a signed attestation form certifying compliance with [MassHealth Nursing Facility Bulletin 146](#). See the bulletin for more information on the period over which testing occurred and how resident and staff counts were reported.



Nursing Facility Baseline Testing Results

| Facility Name | City/Town | % of Residents Tested | % of Staff Tested | Baseline Testing Status | Submitted Attestation |
|--|------------------|-----------------------|-------------------|----------------------------------|-----------------------|
| ABERJONA NURSING CENTER, INC. | Winchester | 100% | 99% | Achieved for Residents and Staff | Yes |
| ACADEMY MANOR | Andover | 100% | 96% | Achieved for Residents and Staff | Yes |
| ADVINIA CARE AT PROVINCETOWN | Provincetown | 100% | 100% | Achieved for Residents and Staff | Yes |
| ADVOCATE HEALTHCARE OF EAST BOSTON LLC | East Boston | 100% | 98% | Achieved for Residents and Staff | Yes |
| AGAWAM HEALTHCARE | Agawam | 100% | 93% | Achieved for Residents and Staff | Yes |
| ALDEN COURT NURSING CARE & REHAB CTR | Fairhaven | 100% | 100% | Achieved for Residents and Staff | Yes |
| ALLIANCE HEALTH AT ABBOTT | Lynn | 98% | 100% | Achieved for Residents and Staff | Yes |
| ALLIANCE HEALTH AT BALDWINVILLE | Baldwinville | 100% | 97% | Achieved for Residents and Staff | Yes |
| ALLIANCE HEALTH AT BRAINTREE | Braintree | 95% | 96% | Achieved for Residents and Staff | Yes |
| ALLIANCE HEALTH AT DEVEREUX | Marblehead | 100% | 97% | Achieved for Residents and Staff | Yes |
| ALLIANCE HEALTH AT MARINA BAY | Quincy | 99% | 97% | Achieved for Residents and Staff | Yes |
| ALLIANCE HEALTH AT ROSEWOOD | Peabody | 99% | 95% | Achieved for Residents and Staff | Yes |
| ALLIANCE HEALTH AT WEST ACRES | Brockton | 100% | 98% | Achieved for Residents and Staff | Yes |
| APPLE VALLEY CENTER | Ayer | 97% | 96% | Achieved for Residents and Staff | Yes |
| ARMENIAN NURSING & REHAB. CTR. | Jamaica Plain | 95% | 98% | Achieved for Residents and Staff | Yes |
| ATTLEBORO HEALTHCARE | Attleboro | 100% | 92% | Achieved for Residents and Staff | Yes |
| BAKER KATZ SKILLED NURSING & REHABILITATION | Haverhill | 100% | 95% | Achieved for Residents and Staff | Yes |
| BAYPATH AT DUXBURY NURSING & REHAB | Duxbury | 100% | 98% | Achieved for Residents and Staff | Yes |
| BAYPOINTE REHAB CENTER | Brockton | 100% | 95% | Achieved for Residents and Staff | Yes |
| BEAR HILL HEALTHCARE AND REHABILITATION CENTER | Stoneham | 100% | 96% | Achieved for Residents and Staff | Yes |
| BEAR MOUNTAIN AT ANDOVER | Andover | 100% | 99% | Achieved for Residents and Staff | Yes |
| BEAR MOUNTAIN AT READING | Reading | 96% | 94% | Achieved for Residents and Staff | Yes |
| BEAR MOUNTAIN AT SUDBURY | Sudbury | 99% | 92% | Achieved for Residents and Staff | Yes |
| BEAR MOUNTAIN AT WEST SPRINGFIELD | West Springfield | 100% | 96% | Achieved for Residents and Staff | Yes |
| BEAR MOUNTAIN AT WORCESTER | Worcester | 100% | 96% | Achieved for Residents and Staff | Yes |
| BEAUMONT REHAB & SKD NATICK | Natick | 100% | 97% | Achieved for Residents and Staff | Yes |
| BEAUMONT REHAB & SKD NORTHBOROUGH | Northborough | 100% | 97% | Achieved for Residents and Staff | Yes |
| BEAUMONT REHAB & SKD NORTHBRIDGE | Northbridge | 100% | 98% | Achieved for Residents and Staff | Yes |
| BEAUMONT REHAB & SKD WESTBOROUGH | Westborough | 100% | 98% | Achieved for Residents and Staff | Yes |
| BELMONT MANOR NURSING HOME | Belmont | 100% | 92% | Achieved for Residents and Staff | Yes |
| BELVIDERE HEALTHCARE | Lowell | 100% | 94% | Achieved for Residents and Staff | Yes |
| BENJAMIN HEALTHCARE CENTER | Roxbury Crossing | 100% | 100% | Achieved for Residents and Staff | Yes |
| BERKELEY RETIREMENT HOME | Lawrence | 100% | 100% | Achieved for Residents and Staff | Yes |

Note: The figures presented in this publication were self-reported by nursing facilities. Facilities were also required to submit a signed attestation form certifying compliance with [MassHealth Nursing Facility Bulletin 146](#). See the bulletin for more information on the period over which testing occurred and how resident and staff counts were reported.



Nursing Facility Baseline Testing Results

| Facility Name | City/Town | % of Residents Tested | % of Staff Tested | Baseline Testing Status | Submitted Attestation |
|---|-------------------|-----------------------|-------------------|----------------------------------|-----------------------|
| BERKSHIRE HEALTH CARE CENTER | Sandisfield | 100% | 95% | Achieved for Residents and Staff | Yes |
| BETHANY HEALTH CARE CENTER | Framingham | 100% | 98% | Achieved for Residents and Staff | Yes |
| BLAIRE HOUSE LTCF MILFORD | Milford | 100% | 96% | Achieved for Residents and Staff | Yes |
| BLAIRE HOUSE LTCF TEWKSBURY | Tewksbury | 100% | 96% | Achieved for Residents and Staff | Yes |
| BLAIRE HOUSE LTCF WORCESTER | Worcester | 100% | 91% | Achieved for Residents and Staff | Yes |
| BLUE HILLS HEALTH & REHABILITATION CENTER | Stoughton | 100% | 100% | Achieved for Residents and Staff | Yes |
| BLUEBERRY HILL REHABILITATION AND HEALTHCARE CTR ¹ | Beverly | 99% | 92% | Achieved for Residents and Staff | Yes |
| BOSTON HOME | Dorchester Center | 100% | 93% | Achieved for Residents and Staff | Yes |
| BOURNE MANOR EXT CARE FACILITY | Buzzards Bay | 100% | 99% | Achieved for Residents and Staff | Yes |
| BRAINTREE MANOR HEALTHCARE | Braintree | 100% | 90% | Achieved for Residents and Staff | Yes |
| BRANDON WOODS OF DARTMOUTH | South Dartmouth | 100% | 92% | Achieved for Residents and Staff | Yes |
| BRANDON WOODS OF NEW BEDFORD | New Bedford | 100% | 100% | Achieved for Residents and Staff | Yes |
| BRENTWOOD REHAB & HEALTHCARE CTR | Danvers | 96% | 96% | Achieved for Residents and Staff | Yes |
| BRIARWOOD REHAB & HEALTHCARE CTR | Needham | 100% | 91% | Achieved for Residents and Staff | Yes |
| BRIDGEWATER NURSING HOME | Bridgewater | 100% | 100% | Achieved for Residents and Staff | Yes |
| BRIGHAM HEALTH & REHABILITATION CENTER | Newburyport | 100% | 100% | Achieved for Residents and Staff | Yes |
| BRIGHTON HOUSE REHAB & NURSING CTR | Brighton | 91% | 96% | Achieved for Residents and Staff | Yes |
| BROCKTON HEALTH CENTER | Brockton | 98% | 97% | Achieved for Residents and Staff | Yes |
| BROOKSIDE REHAB & HEALTHCARE CENTER ² | Webster | 100% | 100% | Achieved for Residents and Staff | Yes |
| BRUDNICK CENTER FOR LIVING | Peabody | 100% | 100% | Achieved for Residents and Staff | Yes |
| BRUSH HILL CARE CENTER | Milton | 100% | 96% | Achieved for Residents and Staff | Yes |
| BUCKLEY-GREENFIELD HEALTHCARE CTR | Greenfield | 100% | 99% | Achieved for Residents and Staff | Yes |
| CAMBRIDGE REHAB & NURSING CTR | Cambridge | 100% | 93% | Achieved for Residents and Staff | Yes |
| CAMPION HEALTH & WELLNESS, INC. | Weston | 100% | 98% | Achieved for Residents and Staff | Yes |
| CAPE HERITAGE REHAB & HLTH CARE CTR | Sandwich | 99% | 97% | Achieved for Residents and Staff | Yes |
| CAPE REGENCY REHAB & HLTH CARE CTR | Centerville | 99% | 90% | Achieved for Residents and Staff | Yes |
| CARDIGAN NURSING & REHABILITATION CTR | Scituate | 100% | 100% | Achieved for Residents and Staff | Yes |
| CARE ONE AT BROOKLINE | Brookline | 100% | 99% | Achieved for Residents and Staff | Yes |
| CARE ONE AT CONCORD | Concord | 100% | 93% | Achieved for Residents and Staff | Yes |
| CARE ONE AT ESSEX PARK | Beverly | 100% | 96% | Achieved for Residents and Staff | Yes |
| CARE ONE AT HOLYOKE | Holyoke | 100% | 90% | Achieved for Residents and Staff | Yes |

¹Since the 5/29 publication, Blueberry Hill Rehabilitation and Healthcare Ctr. resubmitted data that included their total staff census

²Since the 5/27 publication, Brookside Rehab & Healthcare Center resubmitted data that included their staff census and number of staff tested.

Note: The figures presented in this publication were self-reported by nursing facilities. Facilities were also required to submit a signed attestation form certifying compliance with [MassHealth Nursing Facility Bulletin 146](#). See the bulletin for more information on the period over which testing occurred and how resident and staff counts were reported.



Nursing Facility Baseline Testing Results

| Facility Name | City/Town | % of Residents Tested | % of Staff Tested | Baseline Testing Status | Submitted Attestation |
|--|--------------------|-----------------------|-------------------|----------------------------------|-----------------------|
| CARE ONE AT LEXINGTON | Lexington | 100% | 95% | Achieved for Residents and Staff | Yes |
| CARE ONE AT LOWELL | Lowell | 92% | 91% | Achieved for Residents and Staff | Yes |
| CARE ONE AT MILLBURY | Millbury | 100% | 93% | Achieved for Residents and Staff | Yes |
| CARE ONE AT NEW BEDFORD | New Bedford | 100% | 92% | Achieved for Residents and Staff | Yes |
| CARE ONE AT NEWTON | Newton Lower Falls | 100% | 97% | Achieved for Residents and Staff | Yes |
| CARE ONE AT NORTHAMPTON | Northampton | 100% | 96% | Achieved for Residents and Staff | Yes |
| CARE ONE AT PEABODY | Peabody | 100% | 100% | Achieved for Residents and Staff | Yes |
| CARE ONE AT RANDOLPH | Randolph | 100% | 100% | Achieved for Residents and Staff | Yes |
| CARE ONE AT REDSTONE | East Longmeadow | 100% | 95% | Achieved for Residents and Staff | Yes |
| CARE ONE AT WEYMOUTH | East Weymouth | 100% | 99% | Achieved for Residents and Staff | Yes |
| CARE ONE AT WILMINGTON | Wilmington | 100% | 97% | Achieved for Residents and Staff | Yes |
| CARLETON-WILLARD VILLAGE | Bedford | 100% | 96% | Achieved for Residents and Staff | Yes |
| CARLYLE HOUSE | Framingham | 100% | 91% | Achieved for Residents and Staff | Yes |
| CARVALHO GROVE HEALTH & REHABILITATION | Fall River | 100% | 100% | Achieved for Residents and Staff | Yes |
| CASA DE RAMANA REHABILITATION CENTER ³ | Framingham | 100% | 95% | Achieved for Residents and Staff | Yes |
| CATHOLIC MEMORIAL HOME | Fall River | 100% | 92% | Achieved for Residents and Staff | Yes |
| CEDAR VIEW REHAB & HEALTHCARE CTR | Methuen | 100% | 97% | Achieved for Residents and Staff | Yes |
| CEDARWOOD GARDENS | Franklin | 95% | 100% | Achieved for Residents and Staff | Yes |
| CENTER FOR EXTENDED CARE AT AMHERST | Amherst | 100% | 100% | Achieved for Residents and Staff | Yes |
| CHAPIN CENTER | Springfield | 100% | 95% | Achieved for Residents and Staff | Yes |
| CHARLENE MANOR EXT. CARE FAC. | Greenfield | 100% | 100% | Achieved for Residents and Staff | Yes |
| CHELSEA JEWISH NH, INC | Chelsea | 100% | 99% | Achieved for Residents and Staff | Yes |
| CHESTNUT HILL OF EAST LONGMEADOW | East Longmeadow | 99% | 99% | Achieved for Residents and Staff | Yes |
| CHESTNUT WOODS REHAB & HEALTHCARE CTR | Saugus | 100% | 93% | Achieved for Residents and Staff | Yes |
| CHETWYNDE HEALTHCARE | West Newton | 100% | 91% | Achieved for Residents and Staff | Yes |
| CHICOPEE REHABILITATION & NURSING CENTER | Chicopee | 100% | 100% | Achieved for Residents and Staff | Yes |
| CHRISTOPHER HOUSE OF WORCESTER | Worcester | 100% | 96% | Achieved for Residents and Staff | Yes |
| CHS of WALTHAM INC. dba MARISTHILL NURSING & REHAB CTR | Waltham | 100% | 100% | Achieved for Residents and Staff | Yes |
| CLIFTON REHABILITATIVE NURG. CTR | Somerset | 94% | 97% | Achieved for Residents and Staff | Yes |
| COLEMAN HOUSE | Northborough | 100% | 90% | Achieved for Residents and Staff | Yes |
| COLONY CENTER HEALTH & REHAB | Abington | 98% | 98% | Achieved for Residents and Staff | Yes |

³ Since the 5/27 publication, Casa de Ramana Rehabilitation Center resubmitted data that included their total resident and staff census numbers.

Note: The figures presented in this publication were self-reported by nursing facilities. Facilities were also required to submit a signed attestation form certifying compliance with [MassHealth Nursing Facility Bulletin 146](#). See the bulletin for more information on the period over which testing occurred and how resident and staff counts were reported.



Nursing Facility Baseline Testing Results

| Facility Name | City/Town | % of Residents Tested | % of Staff Tested | Baseline Testing Status | Submitted Attestation |
|--|------------------|-----------------------|-------------------|----------------------------------|-----------------------|
| CONTINUING CARE II AT BROOKSBY VILLAGE | Peabody | 100% | 100% | Achieved for Residents and Staff | Yes |
| COPLEY AT STOUGHTON NURG.CARE CTR | Stoughton | 100% | 91% | Achieved for Residents and Staff | Yes |
| COUNTRY CENTER FOR HEALTH & REHAB | Newburyport | 100% | 99% | Achieved for Residents and Staff | Yes |
| COUNTRY GARDENS HEALTH & REHABILITATION CENTER | Swansea | 99% | 92% | Achieved for Residents and Staff | Yes |
| COUNTRYSIDE HEALTH CARE OF MILFORD | Milford | 100% | 96% | Achieved for Residents and Staff | Yes |
| COURTYARD NURSING CARE CENTER | Medford | 98% | 94% | Achieved for Residents and Staff | Yes |
| CRANEVILLE PLACE AT DALTON | Dalton | 100% | 98% | Achieved for Residents and Staff | Yes |
| DAY BROOK VILLAGE SENIOR LIVING | Holyoke | 100% | 94% | Achieved for Residents and Staff | Yes |
| DEDHAM HEALTHCARE | Dedham | 100% | 90% | Achieved for Residents and Staff | Yes |
| DEN MAR HEALTH & REHABILITATION CENTER | Rockport | 100% | 100% | Achieved for Residents and Staff | Yes |
| DEXTER HOUSE HEALTHCARE | Malden | 100% | 95% | Achieved for Residents and Staff | Yes |
| DWYER HOME | Weymouth | 95% | 96% | Achieved for Residents and Staff | Yes |
| D'YOUVILLE SENIOR CARE, INC. | Lowell | 98% | 94% | Achieved for Residents and Staff | Yes |
| E. LONGMEADOW SKILLED NURSING CTR | East Longmeadow | 100% | 92% | Achieved for Residents and Staff | Yes |
| EASTPOINTE REHAB CENTER | Chelsea | 100% | 91% | Achieved for Residents and Staff | Yes |
| ELAINE CENTER AT HADLEY | Hadley | 100% | 95% | Achieved for Residents and Staff | Yes |
| ELIOT CENTER FOR HEALTH & REHAB | Natick | 100% | 100% | Achieved for Residents and Staff | Yes |
| ELIZABETH SETON RESIDENCE | Wellesley Hills | 100% | 98% | Achieved for Residents and Staff | Yes |
| ELLIS NURSING HOME | Norwood | 99% | 92% | Achieved for Residents and Staff | Yes |
| FAIRHAVEN HEALTHCARE CENTER | Lowell | 100% | 98% | Achieved for Residents and Staff | Yes |
| FAIRVIEW COMMONS NURG & REH. CTR | Great Barrington | 99% | 98% | Achieved for Residents and Staff | Yes |
| FALL RIVER HEALTHCARE | Fall River | 99% | 95% | Achieved for Residents and Staff | Yes |
| FALL RIVER JEWISH HOME, INC. | Fall River | 100% | 100% | Achieved for Residents and Staff | Yes |
| FARREN CARE CENTER | Turners Falls | 100% | 99% | Achieved for Residents and Staff | Yes |
| FITCHBURG HEALTHCARE | Fitchburg | 100% | 90% | Achieved for Residents and Staff | Yes |
| FITCHBURG REHABILITATION AND NURSING CENTER | Fitchburg | 94% | 100% | Achieved for Residents and Staff | Yes |
| FRC, INC. dba SPAULDING NURSING & THERAPY BRIGHTON | Brighton | 98% | 100% | Achieved for Residents and Staff | Yes |
| GARDEN PLACE HEALTHCARE | Attleboro | 100% | 99% | Achieved for Residents and Staff | Yes |
| GARDNER REHABILITATION & NURSING CENTER | Gardner | 100% | 100% | Achieved for Residents and Staff | Yes |
| GERMAN CENTRE FOR EXT. CARE | West Roxbury | 100% | 92% | Achieved for Residents and Staff | Yes |
| GLEN RIDGE NURSING CARE CENTER | Medford | 100% | 96% | Achieved for Residents and Staff | Yes |
| GLOUCESTER HEALTHCARE | Gloucester | 100% | 93% | Achieved for Residents and Staff | Yes |
| GOVERNORS CENTER | Westfield | 100% | 95% | Achieved for Residents and Staff | Yes |

Note: The figures presented in this publication were self-reported by nursing facilities. Facilities were also required to submit a signed attestation form certifying compliance with [MassHealth Nursing Facility Bulletin 146](#). See the bulletin for more information on the period over which testing occurred and how resident and staff counts were reported.



Nursing Facility Baseline Testing Results

| Facility Name | City/Town | % of Residents Tested | % of Staff Tested | Baseline Testing Status | Submitted Attestation |
|---|---------------|-----------------------|-------------------|----------------------------------|-----------------------|
| GREENWOOD NURSING & REHAB. CTR | Wakefield | 100% | 93% | Achieved for Residents and Staff | Yes |
| HANCOCK PARK REHABILITATION & NURSING CTR | Quincy | 100% | 98% | Achieved for Residents and Staff | Yes |
| HANNAH B G SHAW HOME FOR AGED | Middleboro | 98% | 96% | Achieved for Residents and Staff | Yes |
| HANNAH DUSTON HEALTHCARE CTR. | Haverhill | 99% | 93% | Achieved for Residents and Staff | Yes |
| HARBOR HOUSE NURSING & REHAB CTR | Hingham | 100% | 91% | Achieved for Residents and Staff | Yes |
| HATHAWAY MANOR EXTENDED CARE | New Bedford | 100% | 94% | Achieved for Residents and Staff | Yes |
| HATHORNE HILL | Danvers | 100% | 95% | Achieved for Residents and Staff | Yes |
| HEATHWOOD HEALTHCARE | Chestnut Hill | 100% | 94% | Achieved for Residents and Staff | Yes |
| HELLENIC NURSING AND REHABILITATION CENTER | Canton | 100% | 97% | Achieved for Residents and Staff | Yes |
| HERITAGE HALL EAST | Agawam | 100% | 100% | Achieved for Residents and Staff | Yes |
| HERITAGE HALL NORTH | Agawam | 98% | 98% | Achieved for Residents and Staff | Yes |
| HERITAGE HALL SOUTH | Agawam | 100% | 97% | Achieved for Residents and Staff | Yes |
| HERITAGE HALL WEST | Agawam | 100% | 92% | Achieved for Residents and Staff | Yes |
| HIGHVIEW OF NORTHAMPTON | Leeds | 100% | 100% | Achieved for Residents and Staff | Yes |
| HILLCREST COMMONS NURS & REH. CTR | Pittsfield | 100% | 98% | Achieved for Residents and Staff | Yes |
| HOLDEN REHAB & SKILLED NURSING CTR | Holden | 100% | 95% | Achieved for Residents and Staff | Yes |
| HOLY TRINITY EASTERN ORTHODOX NURSING AND REHAB. CENTER | Worcester | 100% | 95% | Achieved for Residents and Staff | Yes |
| HOLYOKE HEALTHCARE CENTER | Holyoke | 100% | 98% | Achieved for Residents and Staff | Yes |
| HUNT NURSING AND REHABILITATION CENTER | Danvers | 93% | 95% | Achieved for Residents and Staff | Yes |
| JEANNE JUGAN RESIDENCE | Somerville | 100% | 100% | Achieved for Residents and Staff | Yes |
| JESMOND NURSING HOME | Nahant | 100% | 96% | Achieved for Residents and Staff | Yes |
| JEWISH HEALTHCARE CENTER | Worcester | 100% | 94% | Achieved for Residents and Staff | Yes |
| JML CARE CENTER | Falmouth | 100% | 98% | Achieved for Residents and Staff | Yes |
| JOHN ADAMS HEALTHCARE CENTER | Quincy | 100% | 100% | Achieved for Residents and Staff | Yes |
| JOHN SCOTT HOUSE NURSING & REHAB CENTER | Braintree | 100% | 97% | Achieved for Residents and Staff | Yes |
| JULIAN J. LEVITT FAMILY NURSING HOME | Longmeadow | 99% | 97% | Achieved for Residents and Staff | Yes |
| KEYSTONE CENTER | Leominster | 98% | 91% | Achieved for Residents and Staff | Yes |
| KIMBALL FARMS NURSING CARE CENTER | Lenox | 100% | 99% | Achieved for Residents and Staff | Yes |
| KNOLLWOOD NURSING CENTER | Worcester | 100% | 100% | Achieved for Residents and Staff | Yes |
| LAFAYETTE SKILLED REHAB AND NURSING CTR | Marblehead | 100% | 94% | Achieved for Residents and Staff | Yes |
| LAKEVIEW HOUSE SKLD NURS & RESIDENTIAL FACILITY | Haverhill | 100% | 100% | Achieved for Residents and Staff | Yes |
| LANESSA EXTENDED CARE | Webster | 96% | 99% | Achieved for Residents and Staff | Yes |
| LAUREL RIDGE REHABILITATION & SKILLED CARE CENTER | Jamaica Plain | 100% | 97% | Achieved for Residents and Staff | Yes |

Note: The figures presented in this publication were self-reported by nursing facilities. Facilities were also required to submit a signed attestation form certifying compliance with [MassHealth Nursing Facility Bulletin 146](#). See the bulletin for more information on the period over which testing occurred and how resident and staff counts were reported.



Nursing Facility Baseline Testing Results

| Facility Name | City/Town | % of Residents Tested | % of Staff Tested | Baseline Testing Status | Submitted Attestation |
|--|------------------|-----------------------|-------------------|----------------------------------|-----------------------|
| LEDGEWOOD REHAB & SKILLED NC | Beverly | 100% | 99% | Achieved for Residents and Staff | Yes |
| LEE HEALTHCARE | Lee | 96% | 95% | Achieved for Residents and Staff | Yes |
| LEONARD FLORENCE CENTER FOR LIVING | Chelsea | 100% | 97% | Achieved for Residents and Staff | Yes |
| LIBERTY COMMONS NURG & REH.CTR | North Chatham | 96% | 92% | Achieved for Residents and Staff | Yes |
| LIFE CARE CENTER OF ACTON | Acton | 100% | 91% | Achieved for Residents and Staff | Yes |
| LIFE CARE CENTER OF ATTLEBORO | Attleboro | 100% | 100% | Achieved for Residents and Staff | Yes |
| LIFE CARE CENTER OF AUBURN | Auburn | 100% | 95% | Achieved for Residents and Staff | Yes |
| LIFE CARE CENTER OF LEOMINSTER | Leominster | 100% | 100% | Achieved for Residents and Staff | Yes |
| LIFE CARE CENTER OF LYNN: A L.T.C.F FACILITY | Lynn | 98% | 93% | Achieved for Residents and Staff | Yes |
| LIFE CARE CENTER OF MERRIMACK VALLEY | North Billerica | 0% | 0% | Did Not Submit in Time | No |
| LIFE CARE CENTER OF NASHOBA VALLEY | Littleton | 93% | 94% | Achieved for Residents and Staff | Yes |
| LIFE CARE CENTER OF PLYMOUTH | Plymouth | 100% | 90% | Achieved for Residents and Staff | Yes |
| LIFE CARE CENTER OF RAYNHAM | Raynham | 100% | 93% | Achieved for Residents and Staff | Yes |
| LIFE CARE CENTER OF STONEHAM | Stoneham | 100% | 96% | Achieved for Residents and Staff | Yes |
| LIFE CARE CENTER OF THE SOUTH SHORE | Scituate | 100% | 95% | Achieved for Residents and Staff | Yes |
| LIFE CARE CENTER OF W. BRIDGEWATER | West Bridgewater | 0% | 0% | Did Not Submit in Time | No |
| LIFE CARE CENTER OF WILBRAHAM, A L.T.C.F | Wilbraham | 100% | 93% | Achieved for Residents and Staff | Yes |
| LIGHTHOUSE NURSING CARE CENTER | Revere | 100% | 98% | Achieved for Residents and Staff | Yes |
| LINDA MANOR EXTENDED CARE FAC | Leeds | 100% | 92% | Achieved for Residents and Staff | Yes |
| LINDEN PONDS | Hingham | 100% | 95% | Achieved for Residents and Staff | Yes |
| LONGMEADOW OF TAUNTON | Taunton | 100% | 96% | Achieved for Residents and Staff | Yes |
| LOOMIS LAKESIDE AT REEDS LANDING | Springfield | 100% | 94% | Achieved for Residents and Staff | Yes |
| LUTHERAN REHAB & SKILLED CARE CTR | Worcester | 100% | 96% | Achieved for Residents and Staff | Yes |
| LYDIA TAFT HOUSE | Uxbridge | 100% | 100% | Achieved for Residents and Staff | Yes |
| MADONNA MANOR NURSING HOME | North Attleboro | 100% | 100% | Achieved for Residents and Staff | Yes |
| MAPLES REHABILITATION & NURSING CENTER | Wrentham | 100% | 98% | Achieved for Residents and Staff | Yes |
| MAPLEWOOD REHAB & NURSING | Amesbury | 100% | 99% | Achieved for Residents and Staff | Yes |
| MARIAN MANOR | Boston | 100% | 95% | Achieved for Residents and Staff | Yes |
| MARIAN MANOR OF TAUNTON | Taunton | 100% | 96% | Achieved for Residents and Staff | Yes |
| MARIE ESTHER HEALTH CTR., INC. | Marlborough | 100% | 100% | Achieved for Residents and Staff | Yes |
| MARLBOROUGH HILLS REHAB & HEALTH CARE CTR | Marlborough | 100% | 91% | Achieved for Residents and Staff | Yes |
| MARY ANN MORSE NURS. & REHAB. CTR. | Natick | 100% | 99% | Achieved for Residents and Staff | Yes |
| MARY'S MEADOW AT PROVIDENCE PLACE | Holyoke | 100% | 97% | Achieved for Residents and Staff | Yes |
| MASCONOMET HEALTHCARE CENTER | Topsfield | 100% | 92% | Achieved for Residents and Staff | Yes |

Note: The figures presented in this publication were self-reported by nursing facilities. Facilities were also required to submit a signed attestation form certifying compliance with [MassHealth Nursing Facility Bulletin 146](#). See the bulletin for more information on the period over which testing occurred and how resident and staff counts were reported.



Nursing Facility Baseline Testing Results

| Facility Name | City/Town | % of Residents Tested | % of Staff Tested | Baseline Testing Status | Submitted Attestation |
|---|-----------------|-----------------------|-------------------|----------------------------------|-----------------------|
| MATTAPAN HEALTH & REHAB CTR | Milford | 98% | 94% | Achieved for Residents and Staff | Yes |
| MAYFLOWER PLACE NSG & REHAB CTR | West Yarmouth | 100% | 95% | Achieved for Residents and Staff | Yes |
| MEADOW GREEN NSG AND REHAB CTR | Waltham | 100% | 94% | Achieved for Residents and Staff | Yes |
| MEDFORD REHAB & NURSING CTR | Medford | 100% | 94% | Achieved for Residents and Staff | Yes |
| MEDWAY COUNTRY MANOR SK NURG & REH | Medway | 0% | 0% | Did Not Submit in Time | No |
| MELROSE HEALTHCARE | Melrose | 100% | 92% | Achieved for Residents and Staff | Yes |
| MERRIMACK VALLEY HEALTH CENTER | Amesbury | 100% | 95% | Achieved for Residents and Staff | Yes |
| MI NURSING/RESTORATIVE CTR | Lawrence | 91% | 98% | Achieved for Residents and Staff | Yes |
| MILFORD CENTER | Milford | 100% | 96% | Achieved for Residents and Staff | Yes |
| MONT MARIE REHAB & HEALTHCARE CTR. | Holyoke | 100% | 92% | Achieved for Residents and Staff | Yes |
| MOUNT CARMEL CARE CENTER | Lenox | 100% | 99% | Achieved for Residents and Staff | Yes |
| MOUNT GREYLOCK EXT. CARE FAC. | Pittsfield | 100% | 100% | Achieved for Residents and Staff | Yes |
| MOUNT SAINT VINCENT CARE CENTER | Holyoke | 100% | 100% | Achieved for Residents and Staff | Yes |
| NEMASKET HEALTHCARE CENTER | Middleboro | 96% | 94% | Achieved for Residents and Staff | Yes |
| NEVILLE CTR.@ FRESH POND FOR NURSING & REHABILITATION | Cambridge | 100% | 91% | Achieved for Residents and Staff | Yes |
| NEVINS NURSING & REHAB. CENTER | Methuen | 97% | 94% | Achieved for Residents and Staff | Yes |
| NEW BEDFORD JEWISH CONV HOME | New Bedford | 100% | 100% | Achieved for Residents and Staff | Yes |
| NEW ENGLAND HOMES FOR THE DEAF | Danvers | 100% | 100% | Achieved for Residents and Staff | Yes |
| NEW ENGLAND PEDIATRIC CARE | North Billerica | 100% | 98% | Achieved for Residents and Staff | Yes |
| NEWTON WELLESLEY CTR FOR ALZHEIMER'S CARE | Wellesley | 100% | 94% | Achieved for Residents and Staff | Yes |
| NORTH ADAMS COMMONS NRG.&.REH.CTR | North Adams | 100% | 100% | Achieved for Residents and Staff | Yes |
| NORTH END REHABILITATION AND HEALTH CARE CENTER | Boston | 100% | 95% | Achieved for Residents and Staff | Yes |
| NORTH HILL - THE S.N.F. | Needham | 100% | 70% | Achieved for Residents Only | Yes |
| NORTHWOOD REHAB & HLTH CARE CTR | Lowell | 100% | 99% | Achieved for Residents and Staff | Yes |
| NORWOOD HEALTHCARE | Norwood | 97% | 91% | Achieved for Residents and Staff | Yes |
| NOTRE DAME HEALTH CARE CENTER | Worcester | 100% | 100% | Achieved for Residents and Staff | Yes |
| OAK KNOLL HEALTHCARE CENTER | Framingham | 100% | 95% | Achieved for Residents and Staff | Yes |
| OAKDALE REHAB. & SKILLED NURS.CTR | West Boylston | 100% | 97% | Achieved for Residents and Staff | Yes |
| OAKHILL HEALTHCARE | Middleboro | 100% | 93% | Achieved for Residents and Staff | Yes |
| ODD FELLOWS HOME OF MASS | Worcester | 100% | 95% | Achieved for Residents and Staff | Yes |
| OUR ISLAND HOME | Nantucket | 100% | 100% | Achieved for Residents and Staff | Yes |
| OUR LADY'S HAVEN | Fairhaven | 100% | 95% | Achieved for Residents and Staff | Yes |
| OVERLOOK MASONIC HEALTH CENTER | Charlton | 98% | 100% | Achieved for Residents and Staff | Yes |

Note: The figures presented in this publication were self-reported by nursing facilities. Facilities were also required to submit a signed attestation form certifying compliance with [MassHealth Nursing Facility Bulletin 146](#). See the bulletin for more information on the period over which testing occurred and how resident and staff counts were reported.



Nursing Facility Baseline Testing Results

| Facility Name | City/Town | % of Residents Tested | % of Staff Tested | Baseline Testing Status | Submitted Attestation |
|---|------------------|-----------------------|-------------------|----------------------------------|-----------------------|
| PALM MANOR | Chelmsford | 98% | 96% | Achieved for Residents and Staff | Yes |
| PALMER HEALTHCARE CENTER | Palmer | 100% | 100% | Achieved for Residents and Staff | Yes |
| PARK AVENUE HEALTH CENTER | Arlington | 100% | 100% | Achieved for Residents and Staff | Yes |
| PARK PLACE REHAB & SKILLED CARE CTR | Hyde Park | 100% | 99% | Achieved for Residents and Staff | Yes |
| PARKWAY HEALTH & REAHB CTR | Milford | 100% | 100% | Achieved for Residents and Staff | Yes |
| PARSONS HILL REHAB & HEALTH CARE CTR. | Worcester | 100% | 93% | Achieved for Residents and Staff | Yes |
| PENACOOK PLACE, INC. | Haverhill | 100% | 94% | Achieved for Residents and Staff | Yes |
| PHILLIPS MANOR NURSING HOME | West Lynn | 100% | 100% | Achieved for Residents and Staff | Yes |
| PILGRIM REH & SKIL NURS CTR | Peabody | 100% | 100% | Achieved for Residents and Staff | Yes |
| PINE KNOLL NURSING CENTER | Lexington | 100% | 92% | Achieved for Residents and Staff | Yes |
| PLEASANT BAY OF BREWSTER REHAB CENTER | Brewster | 100% | 100% | Achieved for Residents and Staff | Yes |
| PLYMOUTH HARBORSIDE HEALTHCARE | Plymouth | 92% | 90% | Achieved for Residents and Staff | Yes |
| PLYMOUTH REHAB & HLTH CARE CTR | Plymouth | 97% | 99% | Achieved for Residents and Staff | Yes |
| POET'S SEAT HEALTH CARE CENTER | Greenfield | 96% | 100% | Achieved for Residents and Staff | Yes |
| POPE NURSING HOME | Weymouth | 100% | 94% | Achieved for Residents and Staff | Yes |
| PORT HEALTHCARE CENTER | Newburyport | 98% | 95% | Achieved for Residents and Staff | Yes |
| PRESCOTT HOUSE | North Andover | 100% | 96% | Achieved for Residents and Staff | Yes |
| PRESENTATION REHABILITATION & SKILLED CARE CTR | Brighton | 100% | 94% | Achieved for Residents and Staff | Yes |
| QUABBIN VALLEY HEALTHCARE (BLUPOINT HEALTHCARE LLC) | Athol | 100% | 96% | Achieved for Residents and Staff | Yes |
| QUABOAG REHABILITATION & SKILLED CARE CTR | North Brookfield | 100% | 100% | Achieved for Residents and Staff | Yes |
| QUEEN ANNE NURSING HOME | Hingham | 100% | 93% | Achieved for Residents and Staff | Yes |
| QUINCY HEALTH & REHABILITATION CENTER | Quincy | 100% | 98% | Achieved for Residents and Staff | Yes |
| REHAB & NURSING CTR AT EVERETT | Everett | 100% | 93% | Achieved for Residents and Staff | Yes |
| RESERVOIR CENTER FOR HEALTH & REHAB | Marlborough | 100% | 97% | Achieved for Residents and Staff | Yes |
| REVOLUTION AT CHARLWELL | Norwood | 66% | 100% | Achieved for Staff Only | No |
| REVOLUTION AT KIMWELL | Fall River | 100% | 100% | Achieved for Residents and Staff | Yes |
| RIVER TERRACE REHAB & HEALTHCARE CTR | Lancaster | 100% | 100% | Achieved for Residents and Staff | Yes |
| RIVERBEND OF SOUTH NATICK | Natick | 100% | 100% | Achieved for Residents and Staff | Yes |
| RIVERCREST L.T.C.F. | Concord | 100% | 100% | Achieved for Residents and Staff | Yes |
| ROYAL BRAINTREE NRSG & REHAB CENTER | Braintree | 100% | 98% | Achieved for Residents and Staff | Yes |
| ROYAL CAPE COD NURSING AND REHAB CTR | Buzzards Bay | 100% | 100% | Achieved for Residents and Staff | Yes |
| ROYAL COTUIT NUR & REHAB CENTER | Mashpee | 100% | 95% | Achieved for Residents and Staff | Yes |
| ROYAL FAIRHAVEN NURSING AND REHAB CTR | Fairhaven | 100% | 99% | Achieved for Residents and Staff | Yes |

Note: The figures presented in this publication were self-reported by nursing facilities. Facilities were also required to submit a signed attestation form certifying compliance with [MassHealth Nursing Facility Bulletin 146](#). See the bulletin for more information on the period over which testing occurred and how resident and staff counts were reported.



Nursing Facility Baseline Testing Results

| Facility Name | City/Town | % of Residents Tested | % of Staff Tested | Baseline Testing Status | Submitted Attestation |
|---|------------------|-----------------------|-------------------|----------------------------------|-----------------------|
| ROYAL MEADOW VIEW CENTER | North Reading | 100% | 100% | Achieved for Residents and Staff | Yes |
| ROYAL MEGANSETT NRG & RET. HOME | North Falmouth | 100% | 100% | Achieved for Residents and Staff | Yes |
| ROYAL NORWELL NURSING & REHAB CTR, LLC | Norwell | 100% | 98% | Achieved for Residents and Staff | Yes |
| ROYAL NURSING CENTER, LLC | Falmouth | 100% | 100% | Achieved for Residents and Staff | Yes |
| ROYAL WAYLAND NURSING HOME, LLC | Wayland | 92% | 100% | Achieved for Residents and Staff | Yes |
| ROYAL WOOD MILL CENTER | Lawrence | 100% | 95% | Achieved for Residents and Staff | Yes |
| SACHEM CENTER FOR HEALTH & REHAB | East Bridgewater | 95% | 97% | Achieved for Residents and Staff | Yes |
| SACRED HEART NURSING HOME | New Bedford | 100% | 98% | Achieved for Residents and Staff | Yes |
| SALEM REHABILITATION CENTER LLC | Salem | 100% | 91% | Achieved for Residents and Staff | Yes |
| SANCTA MARIA NURSING HOME | Cambridge | 95% | 92% | Achieved for Residents and Staff | Yes |
| SARAH S. BRAYTON NURSING CARE CENTER | Fall River | 98% | 97% | Achieved for Residents and Staff | Yes |
| SAUGUS REHAB AND NURSING | Saugus | 100% | 93% | Achieved for Residents and Staff | Yes |
| SAVOY NURSING & REHAB CENTER | New Bedford | 100% | 93% | Achieved for Residents and Staff | Yes |
| SEA VIEW CONV & NURSING HOME | Rowley | 0% | 0% | Did Not Submit in Time | No |
| SEACOAST NURSING & REHABILITATION CTR. | Gloucester | 100% | 95% | Achieved for Residents and Staff | Yes |
| SERENITY HILL NURSING & REHABILITATION CENTER | Wrentham | 100% | 100% | Achieved for Residents and Staff | Yes |
| SEVEN HILLS PEDIATRIC CENTER | Groton | 92% | 100% | Achieved for Residents and Staff | Yes |
| SHERRILL HOUSE | Jamaica Plain | 100% | 97% | Achieved for Residents and Staff | Yes |
| SHREWSBURY NURSING & REHAB. CTR INC | Shrewsbury | 100% | 96% | Achieved for Residents and Staff | Yes |
| SIPPICAN HEALTHCARE CENTER | Marion | 96% | 98% | Achieved for Residents and Staff | Yes |
| Sixteen Acres Healthcare Center | Abington | 99% | 98% | Achieved for Residents and Staff | Yes |
| SOMERSET RIDGE | Somerset | 99% | 97% | Achieved for Residents and Staff | Yes |
| SOUTH COVE MANOR NURSING & REHAB CTR | Quincy | 100% | 100% | Achieved for Residents and Staff | Yes |
| SOUTH DENNIS HEALTHCARE | South Dennis | 100% | 97% | Achieved for Residents and Staff | Yes |
| SOUTHBRIDGE REHAB & HLTH CARE CTR | Southbridge | 100% | 94% | Achieved for Residents and Staff | Yes |
| SOUTHEAST HEALTH CARE CENTER | North Easton | 98% | 92% | Achieved for Residents and Staff | Yes |
| SOUTHPOINTE REHAB CENTER | Fall River | 100% | 98% | Achieved for Residents and Staff | Yes |
| SOUTHSHORE HEALTH CARE CENTER | Rockland | 100% | 97% | Achieved for Residents and Staff | Yes |
| SOUTHWOOD AT NORWELL NURSING CTR | Norwell | 100% | 95% | Achieved for Residents and Staff | Yes |
| SPRINGSIDE REHAB & SKILLED CARE CENTER | Pittsfield | 100% | 98% | Achieved for Residents and Staff | Yes |
| ST. CAMILLUS HEALTH CENTER | Whitinsville | 97% | 93% | Achieved for Residents and Staff | Yes |
| ST. FRANCIS REHAB & NURSING CENTER | Worcester | 100% | 100% | Achieved for Residents and Staff | Yes |
| ST. JOSEPH MANOR HEALTH CARE INC. | Brockton | 100% | 90% | Achieved for Residents and Staff | Yes |
| ST. JOSEPH REHABILITATION AND NURSING CARE CENTER | Dorchester | 100% | 96% | Achieved for Residents and Staff | Yes |

Note: The figures presented in this publication were self-reported by nursing facilities. Facilities were also required to submit a signed attestation form certifying compliance with [MassHealth Nursing Facility Bulletin 146](#). See the bulletin for more information on the period over which testing occurred and how resident and staff counts were reported.



Nursing Facility Baseline Testing Results

| Facility Name | City/Town | % of Residents Tested | % of Staff Tested | Baseline Testing Status | Submitted Attestation |
|--|--------------------|-----------------------|-------------------|----------------------------------|-----------------------|
| ST. MARY HEALTH CARE | Worcester | 100% | 91% | Achieved for Residents and Staff | Yes |
| ST. PATRICK'S MANOR | Framingham | 100% | 92% | Achieved for Residents and Staff | Yes |
| STERLING VILLAGE LLC | Sterling | 100% | 99% | Achieved for Residents and Staff | Yes |
| STONE REHAB & SENIOR LIVING | Newton Upper Falls | 100% | 100% | Achieved for Residents and Staff | Yes |
| STONEHEDGE HEALTH CARE CENTER | West Roxbury | 95% | 94% | Achieved for Residents and Staff | Yes |
| SUDBURY PINES EXTENDED CARE | Sudbury | 100% | 100% | Achieved for Residents and Staff | Yes |
| SUNNY ACRES NURSING HOME | Chelmsford | 100% | 100% | Achieved for Residents and Staff | Yes |
| SUTTON HILL CENTER | North Andover | 100% | 94% | Achieved for Residents and Staff | Yes |
| SWEET BROOK OF WILLIAMSTOWN REHAB | Williamstown | 100% | 100% | Achieved for Residents and Staff | Yes |
| THE BOSTONIAN N.C AND REH. CTR | Dorchester | 100% | 100% | Achieved for Residents and Staff | Yes |
| THE GUARDIAN CENTER, INC. | Brockton | 97% | 91% | Achieved for Residents and Staff | Yes |
| THE HERMITAGE HEALTHCARE | Worcester | 97% | 91% | Achieved for Residents and Staff | Yes |
| THE HIGHLANDS | Fitchburg | 100% | 100% | Achieved for Residents and Staff | Yes |
| THE MEADOWS OF CENTRAL MASSACHUSETTS | Rochdale | 100% | 98% | Achieved for Residents and Staff | Yes |
| THE OAKS | New Bedford | 99% | 92% | Achieved for Residents and Staff | Yes |
| THE OXFORD REHAB & HEALTH CARE CENTER | Haverhill | 100% | 91% | Achieved for Residents and Staff | Yes |
| THE PAVILION | Hyannis | 100% | 100% | Achieved for Residents and Staff | Yes |
| THOMAS UPHAM HOUSE | Medfield | 100% | 100% | Achieved for Residents and Staff | Yes |
| TIMBERLYN HEIGHTS NURSING & REHABILITATION | Great Barrington | 98% | 100% | Achieved for Residents and Staff | Yes |
| TIMOTHY DANIELS HOUSE | Holliston | 100% | 100% | Achieved for Residents and Staff | Yes |
| TOWN & COUNTRY HEALTH CARE CTR | Lowell | 0% | 0% | Did Not Submit in Time | No |
| TREMONT HEALTH CARE CENTER | Wareham | 100% | 97% | Achieved for Residents and Staff | Yes |
| TWIN OAKS REHAB AND NURSING | Danvers | 94% | 100% | Achieved for Residents and Staff | Yes |
| VERO HEALTH & REHAB OF HAMPDEN | Hampden | 100% | 100% | Achieved for Residents and Staff | Yes |
| VERO HEALTH & REHAB OF SOUTH HADLEY | South Hadley | 100% | 97% | Achieved for Residents and Staff | Yes |
| VERO HEALTH & REHAB OF WILBRAHAM | Wilbraham | 100% | 97% | Achieved for Residents and Staff | Yes |
| VICTORIA HAVEN NSG FACILITY | Norwood | 100% | 91% | Achieved for Residents and Staff | Yes |
| WACHUSETT MANOR | Gardner | 100% | 99% | Achieved for Residents and Staff | Yes |
| WAKEFIELD CENTER | Wakefield | 97% | 95% | Achieved for Residents and Staff | Yes |
| WALPOLE HEALTHCARE | Walpole | 100% | 90% | Achieved for Residents and Staff | Yes |
| WAREHAM HEALTHCARE | Wareham | 91% | 90% | Achieved for Residents and Staff | Yes |
| WATERTOWN HEALTH CENTER | Watertown | 100% | 92% | Achieved for Residents and Staff | Yes |
| WATERVIEW LODGE LLC, REHAB & HEALTHCARE | Ashland | 100% | 94% | Achieved for Residents and Staff | Yes |
| WEBSTER MANOR REHAB & HEALTH CARE CTR. | Webster | 100% | 98% | Achieved for Residents and Staff | Yes |

Note: The figures presented in this publication were self-reported by nursing facilities. Facilities were also required to submit a signed attestation form certifying compliance with [MassHealth Nursing Facility Bulletin 146](#). See the bulletin for more information on the period over which testing occurred and how resident and staff counts were reported.



Nursing Facility Baseline Testing Results

| Facility Name | City/Town | % of Residents Tested | % of Staff Tested | Baseline Testing Status | Submitted Attestation |
|---|-----------------|-----------------------|-------------------|----------------------------------|-----------------------|
| WEBSTER PARK REHAB & HEALTHCARE CTR. | Rockland | 100% | 94% | Achieved for Residents and Staff | Yes |
| WEDGEMERE HEALTHCARE | Taunton | 100% | 98% | Achieved for Residents and Staff | Yes |
| WEST NEWTON HEALTHCARE | Newton | 99% | 91% | Achieved for Residents and Staff | Yes |
| WEST REVERE HEALTH CENTER | Revere | 100% | 100% | Achieved for Residents and Staff | Yes |
| WEST ROXBURY HEALTH & REHAB CTR | Milford | 98% | 100% | Achieved for Residents and Staff | Yes |
| WEST SIDE HOUSE LTCF | Worcester | 100% | 100% | Achieved for Residents and Staff | Yes |
| WESTBOROUGH HEALTHCARE | Westborough | 100% | 92% | Achieved for Residents and Staff | Yes |
| WESTFIELD CENTER | Westfield | 98% | 99% | Achieved for Residents and Staff | Yes |
| WESTFIELD GARDENS NURSING & REHAB | Westfield | 100% | 100% | Achieved for Residents and Staff | Yes |
| WESTFORD HOUSE | Westford | 100% | 96% | Achieved for Residents and Staff | Yes |
| WHITTIER BRADFORD TRANS. CARE UNIT | Bradford | 100% | 100% | Achieved for Residents and Staff | Yes |
| WHITTIER WESTBOROUGH TRANSITIONAL CARE UNIT | Westborough | 92% | 96% | Achieved for Residents and Staff | Yes |
| WILLIAMSTOWN COMMONS N&R CTR | Williamstown | 97% | 98% | Achieved for Residents and Staff | Yes |
| WILLIMANSETT CENTER EAST | Chicopee | 100% | 93% | Achieved for Residents and Staff | Yes |
| WILLIMANSETT CENTER WEST | Chicopee | 91% | 96% | Achieved for Residents and Staff | Yes |
| WILLOW MANOR | Lowell | 100% | 98% | Achieved for Residents and Staff | Yes |
| WILMINGTON REHAB CENTER LLC | Wilmington | 100% | 91% | Achieved for Residents and Staff | Yes |
| WINCHESTER NURSING CENTER | Winchester | 100% | 98% | Achieved for Residents and Staff | Yes |
| WINDEMERE NURSING & REHAB CENTER ON MARTHA'S VINEYARD | Oak Bluffs | 93% | 97% | Achieved for Residents and Staff | Yes |
| WINDSOR NSG & RET. HOME | South Yarmouth | 100% | 100% | Achieved for Residents and Staff | Yes |
| WINGATE AT CHESTNUT HILL | Chestnut Hill | 100% | 100% | Achieved for Residents and Staff | Yes |
| WINGATE AT HARWICH | Harwich | 100% | 94% | Achieved for Residents and Staff | Yes |
| WINGATE AT HAVERHILL | Haverhill | 100% | 98% | Achieved for Residents and Staff | Yes |
| WINGATE AT NEEDHAM | Needham Heights | 100% | 100% | Achieved for Residents and Staff | Yes |
| WINGATE AT NORTON | Norton | 100% | 96% | Achieved for Residents and Staff | Yes |
| WINGATE AT SHARON | Sharon | 100% | 98% | Achieved for Residents and Staff | Yes |
| WINGATE AT SILVER LAKE | Kingston | 100% | 100% | Achieved for Residents and Staff | Yes |
| WINGATE AT WESTON | Weston | 100% | 100% | Achieved for Residents and Staff | Yes |
| WOBURN NURSING CENTER | Woburn | 100% | 98% | Achieved for Residents and Staff | Yes |
| WORCESTER HEALTH CENTER | Worcester | 100% | 95% | Achieved for Residents and Staff | Yes |
| WORCESTER REHAB & HLTH CARE CTR | Worcester | 94% | 92% | Achieved for Residents and Staff | Yes |

Note: The figures presented in this publication were self-reported by nursing facilities. Facilities were also required to submit a signed attestation form certifying compliance with [MassHealth Nursing Facility Bulletin 146](#). See the bulletin for more information on the period over which testing occurred and how resident and staff counts were reported.



Nursing Facilities Clinical Audits

- On, April 27th the Commonwealth announced a COVID-19 Nursing Facility Accountability and Support Program. The program is predicated on clinical audits every two weeks **based on a [28-point Infection Control Checklist](#)**.
- The 28 point infection control checklist was developed in accordance federal and state guidelines. Audits are completed by licensed nurses and clinical staff trained in infection control.
- **The bi-weekly report depicts how each facility has scored on their audits.**
- Based on a facility’s score on the 28-point checklist, each facility is rated:
 - 1) **Green “In Adherence”** and scored at least a 24 out of 28
 - 2) **Yellow “In Adherence but warrants reinspection”** and scored at least 20 out of 28
 - 3) **Red “Not in Adherence”** and scored under 20 and/or **missed at least one of six core competencies**
- All facilities have been audited *at least* twice
- While this is the fourth and final round of audits under the Accountability and Supports program, **Massachusetts will continue to regularly survey and audit nursing homes to ensure compliance with infection control and quality standards**

| | | Round 1 | Round 2 | Round 3 | Round 4 |
|--|---|---------|---------|---------|---------|
| Audit Results (through 5/30) | Total audits completed | 360 | 230 | 243 | 172 |
| | Total facilities in adherence | 228 | 180 | 221 | 152 |
| | Total facilities in adherence but warrant reinspection | 0 | 1 | 1 | 0 |
| | Total facilities not in adherence | | | | |
| | - Facilities with score >20 but missed core competency | 119 | 49 | 21 | 20 |
| | - Facilities with score <20 | 13 | 0 | 0 | 0 |
| | Percentage of facilities not in adherence | 37% | 14% | 6% | 6% |

* Round 4 audits were conducted at facilities that (1) are found to be “Not in Adherence” or “In Adherence but Warrants Reinspection” in Round 2 (2) have *historic infection control or quality issues*, and/or (3) are randomly selected for an audit

Nursing Facility Audit Survey Results
 Audit Periods 1, 2, 3, & 4, Date of Audit through 6/26/2020

| Facility Name | City/Town | Audit Period | Overall Audit Determination | Reason For Non Adherence | Score |
|---|--------------|--------------|-----------------------------|--------------------------|-------|
| ABERJONA NURSING CENTER, INC. | WINCHESTER | 1 | In adherence | NA | 28 |
| | | 3 | In adherence | NA | 28 |
| ACADEMY MANOR | ANDOVER | 1 | Not in adherence | Core Competencies | 26 |
| | | 2 | In adherence | NA | 28 |
| | | 4 | In adherence | NA | 26 |
| ADVINIA CARE AT PROVINCETOWN | PROVINCETOWN | 1 | Not in adherence | Core Competencies | 26 |
| | | 2 | In adherence | NA | 28 |
| | | 3 | In adherence | NA | 28 |
| | | 4 | Not in adherence | Core Competencies | 26 |
| ADVOCATE HEALTHCARE OF EAST BOSTON | BOSTON | 1 | In adherence | NA | 26 |
| | | 3 | In adherence | NA | 28 |
| AGAWAM HEALTHCARE | AGAWAM | 1 | Not in adherence | Core Competencies | 27 |
| | | 2 | In adherence | NA | 28 |
| | | 3 | In adherence | NA | 28 |
| | | 4 | In adherence | NA | 28 |
| ALDEN COURT NURSING CARE & REHAB CTR | FAIRHAVEN | 1 | Not in adherence | Core Competencies | 27 |
| | | 2 | In adherence | NA | 28 |
| | | 4 | In adherence | NA | 28 |
| ALLIANCE HEALTH AT ABBOTT | LYNN | 1 | In adherence | NA | 26 |
| | | 2 | In adherence | NA | 28 |
| ALLIANCE HEALTH AT BALDWINVILLE | TEMPLETON | 1 | In adherence | NA | 28 |
| | | 2 | In adherence | NA | 28 |
| ALLIANCE HEALTH AT BRAINTREE | BRAINTREE | 1 | In adherence | NA | 28 |
| | | 3 | In adherence | NA | 28 |
| ALLIANCE HEALTH AT DEVEREUX | MARBLEHEAD | 1 | In adherence | NA | 27 |
| | | 3 | In adherence | NA | 28 |
| ALLIANCE HEALTH AT MARIE ESTHER | MARLBOROUGH | 1 | In adherence | NA | 28 |
| | | 2 | In adherence | NA | 28 |
| | | 3 | In adherence | NA | 28 |
| | | 4 | In adherence | NA | 28 |
| ALLIANCE HEALTH AT MARINA BAY | QUINCY | 1 | Not in adherence | Core Competencies | 27 |
| | | 2 | In adherence | NA | 28 |
| | | 4 | In adherence | NA | 28 |
| ALLIANCE HEALTH AT ROSEWOOD | PEABODY | 1 | In adherence | NA | 28 |
| | | 3 | In adherence | NA | 27 |

Each facility is subject to at least two infection control audits over the months of May and June 2020; facilities are audited more frequently if they (1) are found to be "Not in Adherence" or "In Adherence but Warrants Reinspection" in a given audit, (2) have historic infection control or quality issues, and/or (3) are randomly selected for an audit

* Facility refused entry of EOHHS employees or contractors, or did not fully cooperate or comply with an audit

Nursing Facility Audit Survey Results
 Audit Periods 1, 2, 3, & 4, Date of Audit through 6/26/2020

| Facility Name | City/Town | Audit Period | Overall Audit Determination | Reason For Non Adherence | Score |
|---|------------------|--------------|-----------------------------|-----------------------------------|-------|
| ALLIANCE HEALTH AT WEST ACRES | BROCKTON | 1 | In adherence | NA | 28 |
| | | 2 | Not in adherence | Core Competencies | 27 |
| | | 3 | In adherence | NA | 28 |
| APPLE VALLEY CENTER | AYER | 1 | Not in adherence | Core Competencies | 27 |
| | | 2 | In adherence | NA | 28 |
| | | 4 | In adherence | NA | 28 |
| ARMENIAN NURSING & REHAB. CTR. | BOSTON | 1 | In adherence | NA | 26 |
| | | 3 | In adherence | NA | 28 |
| ATTLEBORO HEALTHCARE | ATTLEBORO | 1 | Not in adherence | Core Competencies | 26 |
| | | 2 | In adherence | NA | 26 |
| | | 4 | In adherence | NA | 28 |
| BAKER KATZ SKILLED NURSING & REHAB CTR | HAVERHILL | 1 | In adherence | NA | 25 |
| | | 2 | In adherence | NA | 28 |
| BAYPATH AT DUXBURY NURSING & REHAB | DUXBURY | 1 | In adherence | NA | 27 |
| | | 2 | Not in adherence | Core Competencies | 26 |
| | | 3 | In adherence | NA | 28 |
| BAYPOINTE REHAB CENTER | BROCKTON | 1 | Not in adherence | Core Competencies | 23 |
| | | 2 | Not in adherence | Core Competencies | 27 |
| | | 3 | In adherence | NA | 28 |
| BEAR HILL HEALTHCARE AND REHABILITATION CENTER | STONEHAM | 1 | Not in adherence | Core Competencies | 21 |
| | | 2 | In adherence | NA | 27 |
| | | 3 | In adherence | NA | 28 |
| | | 4 | In adherence | NA | 28 |
| BEAR MOUNTAIN AT ANDOVER | ANDOVER | 1 | In adherence | NA | 27 |
| | | 2 | In adherence | NA | 28 |
| | | 3 | In adherence | NA | 28 |
| | | 4 | In adherence | NA | 28 |
| BEAR MOUNTAIN AT READING | READING | 1 | In adherence | NA | 28 |
| | | 3 | In adherence | NA | 28 |
| BEAR MOUNTAIN AT SUDBURY | SUDBURY | 1 | Not in adherence | Core Competencies and Total Score | 13 |
| | | 2 | Not in adherence | Core Competencies | 22 |
| | | 3 | In adherence | NA | 28 |
| | | 4 | In adherence | NA | 28 |
| BEAR MOUNTAIN AT WEST SPRINGFIELD | WEST SPRINGFIELD | 1 | In adherence | NA | 26 |
| | | 2 | In adherence | NA | 28 |

Each facility is subject to at least two infection control audits over the months of May and June 2020; facilities are audited more frequently if they (1) are found to be "Not in Adherence" or "In Adherence but Warrants Reinspection" in a given audit, (2) have historic infection control or quality issues, and/or (3) are randomly selected for an audit

* Facility refused entry of EOHHS employees or contractors, or did not fully cooperate or comply with an audit

Nursing Facility Audit Survey Results
 Audit Periods 1, 2, 3, & 4, Date of Audit through 6/26/2020

| Facility Name | City/Town | Audit Period | Overall Audit Determination | Reason For Non Adherence | Score |
|---|------------------|--------------|-----------------------------|-----------------------------------|-------|
| BEAR MOUNTAIN AT WEST SPRINGFIELD | WEST SPRINGFIELD | 3 | In adherence | NA | 27 |
| | | 4 | In adherence | NA | 28 |
| BEAR MOUNTAIN AT WORCESTER | WORCESTER | 1 | Not in adherence | Core Competencies | 23 |
| | | 2 | In adherence | NA | 28 |
| | | 4 | In adherence | NA | 28 |
| BEAUMONT REHAB & SKD NATICK | NATICK | 1 | In adherence | NA | 28 |
| | | 2 | In adherence | NA | 28 |
| BEAUMONT REHAB & SKD NORTHBOROUGH | NORTHBOROUGH | 1 | Not in adherence | Core Competencies | 22 |
| | | 2 | In adherence | NA | 28 |
| | | 4 | In adherence | NA | 28 |
| BEAUMONT REHAB & SKD NORTHBRIDGE | NORTHBRIDGE | 1 | Not in adherence | Core Competencies | 25 |
| | | 2 | In adherence | NA | 28 |
| | | 4 | In adherence | NA | 27 |
| BEAUMONT REHAB & SKD WESTBOROUGH | WESTBOROUGH | 1 | In adherence | NA | 28 |
| | | 3 | In adherence | NA | 28 |
| BELMONT MANOR NURSING HOME | BELMONT | 1 | Not in adherence | Core Competencies | 26 |
| | | 2 | In adherence | NA | 28 |
| | | 4 | In adherence | NA | 26 |
| BELVIDERE HEALTHCARE CENTER | LOWELL | 1 | Not in adherence | Core Competencies | 24 |
| | | 2 | In adherence | NA | 28 |
| | | 4 | In adherence | NA | 26 |
| BENJAMIN HEALTHCARE CENTER | BOSTON | 1 | In adherence | NA | 24 |
| | | 3 | In adherence | NA | 28 |
| BERKELEY RETIREMENT HOME | LAWRENCE | 1 | In adherence | NA | 27 |
| | | 2 | In adherence | NA | 27 |
| BERKSHIRE REHABILITATION & SKILLED CARE CENTER | SANDISFIELD | 1 | Not in adherence | Core Competencies | 27 |
| | | 2 | In adherence | NA | 28 |
| | | 4 | In adherence | NA | 27 |
| BETHANY SKILLED NURSING FACILITY | FRAMINGHAM | 1 | In adherence | NA | 26 |
| | | 3 | In adherence | NA | 28 |
| BLAIRE HOUSE LTCF MILFORD | MILFORD | 1 | In adherence | NA | 27 |
| | | 3 | In adherence | NA | 28 |
| BLAIRE HOUSE LTCF TEWKSBURY | TEWKSBURY | 1 | Not in adherence | Core Competencies and Total Score | 19 |
| | | 2 | Not in adherence | Core Competencies | 26 |
| | | 3 | In adherence | NA | 28 |

Each facility is subject to at least two infection control audits over the months of May and June 2020; facilities are audited more frequently if they (1) are found to be "Not in Adherence" or "In Adherence but Warrants Reinspection" in a given audit, (2) have historic infection control or quality issues, and/or (3) are randomly selected for an audit

* Facility refused entry of EOHHS employees or contractors, or did not fully cooperate or comply with an audit

Nursing Facility Audit Survey Results
 Audit Periods 1, 2, 3, & 4, Date of Audit through 6/26/2020

| Facility Name | City/Town | Audit Period | Overall Audit Determination | Reason For Non Adherence | Score |
|---|-------------|--------------|-----------------------------|--------------------------|-------|
| BLAIRE HOUSE LTCF TEWKSBURY | TEWKSBURY | 4 | In adherence | NA | 28 |
| BLAIRE HOUSE LTCF WORCESTER | WORCESTER | 1 | Not in adherence | Core Competencies | 24 |
| | | 2 | In adherence | NA | 28 |
| | | 4 | In adherence | NA | 28 |
| BLUE HILLS HEALTH & REHAB | STOUGHTON | 1 | Not in adherence | Core Competencies | 22 |
| | | 2 | Not in adherence | Core Competencies | 27 |
| | | 3 | In adherence | NA | 28 |
| BLUEBERRY HILL REHAB & HEALTHCARE CTR | BEVERLY | 1 | In adherence | NA | 27 |
| | | 2 | In adherence | NA | 28 |
| | | 3 | In adherence | NA | 28 |
| | | 4 | In adherence | NA | 28 |
| BOSTON HOME | BOSTON | 1 | In adherence | NA | 28 |
| | | 3 | In adherence | NA | 28 |
| BOSTONIAN NURSING CARE & REHABILITATION CTR, THE | BOSTON | 1 | Not in adherence | Core Competencies | 27 |
| | | 2 | In adherence | NA | 28 |
| | | 4 | In adherence | NA | 28 |
| BOURNE MANOR EXT CARE FACILITY | BOURNE | 1 | In adherence | NA | 24 |
| | | 3 | In adherence | NA | 28 |
| BRAINTREE MANOR HEALTHCARE | BRAINTREE | 1 | In adherence | NA | 25 |
| | | 3 | In adherence | NA | 28 |
| BRANDON WOODS OF DARTMOUTH | DARTMOUTH | 1 | Not in adherence | Core Competencies | 27 |
| | | 2 | Not in adherence | Core Competencies | 26 |
| | | 3 | In adherence | NA | 28 |
| | | 4 | Not in adherence | Core Competencies | 24 |
| BRANDON WOODS OF NEW BEDFORD | NEW BEDFORD | 1 | In adherence | NA | 25 |
| | | 2 | Not in adherence | Core Competencies | 22 |
| | | 3 | In adherence | NA | 28 |
| BRENTWOOD REHAB & HEALTHCARE CTR | DANVERS | 1 | Not in adherence | Core Competencies | 22 |
| | | 2 | In adherence | NA | 28 |
| | | 3 | In adherence | NA | 28 |
| | | 4 | In adherence | NA | 28 |
| BRIARWOOD REHAB & HEALTHCARE CTR | NEEDHAM | 1 | In adherence | NA | 28 |
| | | 2 | In adherence | NA | 27 |
| | | 3 | In adherence | NA | 28 |
| | | 4 | In adherence | NA | 28 |

Each facility is subject to at least two infection control audits over the months of May and June 2020; facilities are audited more frequently if they (1) are found to be "Not in Adherence" or "In Adherence but Warrants Reinspection" in a given audit, (2) have historic infection control or quality issues, and/or (3) are randomly selected for an audit

* Facility refused entry of EOHHS employees or contractors, or did not fully cooperate or comply with an audit

Nursing Facility Audit Survey Results
 Audit Periods 1, 2, 3, & 4, Date of Audit through 6/26/2020

| Facility Name | City/Town | Audit Period | Overall Audit Determination | Reason For Non Adherence | Score |
|--|-------------|--------------|-----------------------------|--------------------------|-------|
| BRIDGEWATER NURSING HOME | BRIDGEWATER | 1 | Not in adherence | Core Competencies | 21 |
| | | 2 | In adherence | NA | 27 |
| | | 4 | In adherence | NA | 27 |
| BRIGHAM HEALTH & REHAB CENTER LLC | Null | 1 | In adherence | NA | 28 |
| | | 3 | In adherence | NA | 28 |
| BRIGHTON HOUSE REHAB & NURSING CTR | BOSTON | 1 | In adherence | NA | 28 |
| | | 3 | In adherence | NA | 28 |
| BROCKTON HEALTH CENTER | BROCKTON | 1 | Not in adherence | Core Competencies | 25 |
| | | 2 | Not in adherence | Core Competencies | 26 |
| | | 3 | Not in adherence | Core Competencies | 26 |
| | | 4 | In adherence | NA | 28 |
| BROOKSIDE REHAB & HEALTHCARE CENTER | WEBSTER | 1 | In adherence | NA | 27 |
| | | 2 | In adherence | NA | 27 |
| | | 3 | In adherence | NA | 27 |
| | | 4 | In adherence | NA | 26 |
| BRUSH HILL CARE CENTER | MILTON | 1 | Not in adherence | Core Competencies | 26 |
| | | 2 | Not in adherence | Core Competencies | 23 |
| | | 3 | In adherence | NA | 28 |
| BUCKLEY-GREENFIELD HEALTHCARE CTR | GREENFIELD | 1 | In adherence | NA | 28 |
| | | 2 | In adherence | NA | 27 |
| CAMBRIDGE REHAB & NURSING CTR | CAMBRIDGE | 1 | Not in adherence | Core Competencies | 27 |
| | | 2 | In adherence | NA | 28 |
| | | 4 | In adherence | NA | 28 |
| CAMPION HEALTH & WELLNESS, INC | WESTON | 1 | In adherence | NA | 26 |
| | | 3 | In adherence | NA | 28 |
| CAPE HERITAGE REHAB & HLTH CARE CTR | SANDWICH | 1 | In adherence | NA | 27 |
| | | 3 | In adherence | NA | 28 |
| CAPE REGENCY REHAB & HLTH CARE CTR | BARNSTABLE | 1 | In adherence | NA | 27 |
| | | 3 | In adherence | NA | 26 |
| CARDIGAN NURSING & REHABILITATION CTR | SCITUATE | 1 | In adherence | NA | 27 |
| | | 2 | Not in adherence | Core Competencies | 27 |
| | | 3 | In adherence | NA | 28 |
| | | 4 | Not in adherence | Core Competencies | 26 |
| CARE ONE AT BROOKLINE | BROOKLINE | 1 | In adherence | NA | 28 |
| | | 3 | In adherence | NA | 28 |

Each facility is subject to at least two infection control audits over the months of May and June 2020; facilities are audited more frequently if they (1) are found to be "Not in Adherence" or "In Adherence but Warrants Reinspection" in a given audit, (2) have historic infection control or quality issues, and/or (3) are randomly selected for an audit

* Facility refused entry of EOHHS employees or contractors, or did not fully cooperate or comply with an audit

Nursing Facility Audit Survey Results
 Audit Periods 1, 2, 3, & 4, Date of Audit through 6/26/2020

| Facility Name | City/Town | Audit Period | Overall Audit Determination | Reason For Non Adherence | Score |
|--------------------------------|-----------------|--------------|-----------------------------|-----------------------------------|-------|
| CARE ONE AT CONCORD | CONCORD | 1 | Not in adherence | Core Competencies | 26 |
| | | 2 | In adherence | NA | 28 |
| | | 4 | In adherence | NA | 28 |
| CARE ONE AT ESSEX PARK | BEVERLY | 1 | In adherence | NA | 26 |
| | | 3 | In adherence | NA | 28 |
| CARE ONE AT HOLYOKE | HOLYOKE | 1 | Not in adherence | Core Competencies | 26 |
| | | 2 | In adherence | NA | 28 |
| | | 4 | In adherence | NA | 28 |
| CARE ONE AT LEXINGTON | LEXINGTON | 1 | In adherence | NA | 27 |
| | | 3 | In adherence | NA | 28 |
| CARE ONE AT LOWELL | LOWELL | 1 | Not in adherence | Core Competencies and Total Score | 18 |
| | | 2 | In adherence | NA | 28 |
| | | 4 | In adherence | NA | 28 |
| CARE ONE AT MILLBURY | MILLBURY | 1 | In adherence | NA | 28 |
| | | 3 | In adherence | NA | 28 |
| CARE ONE AT NEW BEDFORD | NEW BEDFORD | 1 | In adherence | NA | 25 |
| | | 2 | Not in adherence | Core Competencies | 22 |
| | | 3 | Not in adherence | Core Competencies | 24 |
| | | 4 | Not in adherence | Core Competencies | 27 |
| CARE ONE AT NEWTON | NEWTON | 1 | In adherence | NA | 27 |
| | | 3 | In adherence | NA | 28 |
| CARE ONE AT NORTHAMPTON | NORTHAMPTON | 1 | In adherence | NA | 27 |
| | | 3 | In adherence | NA | 28 |
| CARE ONE AT PEABODY | PEABODY | 1 | Not in adherence | Core Competencies | 25 |
| | | 2 | In adherence | NA | 28 |
| | | 4 | In adherence | NA | 28 |
| CARE ONE AT RANDOLPH | RANDOLPH | 1 | Not in adherence | Core Competencies | 21 |
| | | 2 | In adherence | NA | 28 |
| | | 4 | In adherence | NA | 28 |
| CARE ONE AT REDSTONE | EAST LONGMEADOW | 1 | In adherence | NA | 27 |
| | | 2 | In adherence | NA | 28 |
| CARE ONE AT WEYMOUTH | WEYMOUTH | 1 | In adherence | NA | 28 |
| | | 3 | In adherence | NA | 28 |
| CARE ONE AT WILMINGTON | WILMINGTON | 1 | In adherence | NA | 27 |
| | | 3 | In adherence | NA | 28 |

Each facility is subject to at least two infection control audits over the months of May and June 2020; facilities are audited more frequently if they (1) are found to be "Not in Adherence" or "In Adherence but Warrants Reinspection" in a given audit, (2) have historic infection control or quality issues, and/or (3) are randomly selected for an audit

* Facility refused entry of EOHHS employees or contractors, or did not fully cooperate or comply with an audit

Nursing Facility Audit Survey Results
 Audit Periods 1, 2, 3, & 4, Date of Audit through 6/26/2020

| Facility Name | City/Town | Audit Period | Overall Audit Determination | Reason For Non Adherence | Score |
|---|-----------------|--------------|-----------------------------|--------------------------|-------|
| CARLETON-WILLARD VILLAGE RETIREMENT &NURSING CTR | BEDFORD | 1 | In adherence | NA | 24 |
| | | 3 | In adherence | NA | 28 |
| CARLYLE HOUSE | FRAMINGHAM | 1 | In adherence | NA | 28 |
| | | 3 | In adherence | NA | 28 |
| CARVALHO GROVE HEALTH AND REHABILITATION CENTER | FALL RIVER | 1 | In adherence | NA | 28 |
| | | 3 | In adherence | NA | 28 |
| CASA DE RAMANA REHABILITATION CENTER | FRAMINGHAM | 1 | In adherence | NA | 28 |
| | | 2 | In adherence | NA | 28 |
| | | 3 | Not in adherence | Core Competencies | 27 |
| | | 4 | In adherence | NA | 27 |
| CATHOLIC MEMORIAL HOME | FALL RIVER | 1 | In adherence | NA | 28 |
| | | 3 | In adherence | NA | 28 |
| CEDAR VIEW REHAB &HEALTHCARE CTR | METHUEN | 1 | In adherence | NA | 25 |
| | | 3 | In adherence | NA | 28 |
| CEDARWOOD GARDENS | FRANKLIN | 1 | In adherence | NA | 28 |
| | | 2 | In adherence | NA | 28 |
| | | 3 | In adherence | NA | 28 |
| | | 4 | In adherence | NA | 28 |
| CENTER FOR EXTENDED CARE AT AMHERST | AMHERST | 1 | In adherence | NA | 28 |
| | | 2 | In adherence | NA | 28 |
| | | 3 | In adherence | NA | 28 |
| | | 4 | In adherence | NA | 28 |
| CHAPIN CENTER | SPRINGFIELD | 1 | In adherence | NA | 28 |
| | | 2 | In adherence | NA | 28 |
| | | 3 | In adherence | NA | 28 |
| | | 4 | In adherence | NA | 28 |
| CHARLENE MANOR EXT. CARE FAC. | GREENFIELD | 1 | In adherence | NA | 28 |
| | | 2 | In adherence | NA | 28 |
| CHESTNUT HILL OF EAST LONGMEADOW | EAST LONGMEADOW | 1 | In adherence | NA | 28 |
| | | 3 | In adherence | NA | 28 |
| CHESTNUT WOODS REHAB &HEALTHCARE CTR | SAUGUS | 1 | Not in adherence | Core Competencies | 23 |
| | | 2 | In adherence | NA | 27 |
| | | 4 | Not in adherence | Core Competencies | 26 |
| CHETWYNDE HEALTHCARE | NEWTON | 1 | In adherence | NA | 25 |
| | | 3 | In adherence | NA | 28 |

Each facility is subject to at least two infection control audits over the months of May and June 2020; facilities are audited more frequently if they (1) are found to be “Not in Adherence” or “In Adherence but Warrants Reinspection” in a given audit, (2) have historic infection control or quality issues, and/or (3) are randomly selected for an audit

* Facility refused entry of EOHHS employees or contractors, or did not fully cooperate or comply with an audit

Nursing Facility Audit Survey Results
 Audit Periods 1, 2, 3, & 4, Date of Audit through 6/26/2020

| Facility Name | City/Town | Audit Period | Overall Audit Determination | Reason For Non Adherence | Score |
|---|--------------|--------------|-----------------------------|--------------------------|-------|
| CHICOPEE REHABILITATION AND NURSING CENTER | CHICOPEE | 1 | In adherence | NA | 27 |
| | | 2 | In adherence | NA | 28 |
| CHRISTOPHER HOUSE OF WORCESTER | WORCESTER | 1 | In adherence | NA | 28 |
| | | 3 | In adherence | NA | 27 |
| CLIFTON REHABILITATIVE NURG. CTR | SOMERSET | 1 | In adherence | NA | 26 |
| | | 2 | In adherence | NA | 28 |
| COLEMAN HOUSE | NORTHBOROUGH | 1 | In adherence | NA | 27 |
| | | 2 | In adherence | NA | 27 |
| COLONY CENTER HEALTH & REHAB | ABINGTON | 1 | In adherence | NA | 27 |
| | | 2 | In adherence | NA | 28 |
| | | 3 | In adherence | NA | 28 |
| | | 4 | In adherence | NA | 28 |
| CONTINUING CARE II AT BROOKSBY VILLAGE | PEABODY | 1 | In adherence | NA | 26 |
| | | 3 | In adherence | NA | 28 |
| COPLEY AT STOUGHTON NURG.CARE CTR | STOUGHTON | 1 | Not in adherence | Core Competencies | 22 |
| | | 2 | In adherence | NA | 27 |
| | | 4 | Not in adherence | Core Competencies | 25 |
| COUNTRY CENTER FOR HEALTH & REHAB | NEWBURYPORT | 1 | In adherence | NA | 28 |
| | | 2 | In adherence | NA | 28 |
| | | 3 | In adherence | NA | 28 |
| | | 4 | In adherence | NA | 28 |
| COUNTRY GARDENS HEALTH & REHAB CENTER | SWANSEA | 1 | Not in adherence | Core Competencies | 25 |
| | | 2 | In adherence | NA | 28 |
| | | 4 | Not in adherence | Core Competencies | 26 |
| COUNTRYSIDE HEALTH CARE OF MILFORD | MILFORD | 1 | In adherence | NA | 28 |
| | | 3 | In adherence | NA | 28 |
| COURTYARD NURSING CARE CENTER | MEDFORD | 1 | Not in adherence | Core Competencies | 27 |
| | | 2 | In adherence | NA | 28 |
| | | 4 | In adherence | NA | 28 |
| CRANEVILLE PLACE AT DALTON | DALTON | 1 | In adherence | NA | 27 |
| | | 3 | In adherence | NA | 28 |
| D'YOUVILLE SENIOR CARE | LOWELL | 1 | Not in adherence | Core Competencies | 24 |
| | | 2 | In adherence | NA | 27 |
| | | 4 | In adherence | NA | 28 |
| DAY BROOK VILLAGE SENIOR LIVING | HOLYOKE | 1 | In adherence | NA | 28 |

Each facility is subject to at least two infection control audits over the months of May and June 2020; facilities are audited more frequently if they (1) are found to be "Not in Adherence" or "In Adherence but Warrants Reinspection" in a given audit, (2) have historic infection control or quality issues, and/or (3) are randomly selected for an audit

* Facility refused entry of EOHHS employees or contractors, or did not fully cooperate or comply with an audit

Nursing Facility Audit Survey Results
 Audit Periods 1, 2, 3, & 4, Date of Audit through 6/26/2020

| Facility Name | City/Town | Audit Period | Overall Audit Determination | Reason For Non Adherence | Score |
|---|------------------|--------------|-----------------------------|--------------------------|-------|
| DAY BROOK VILLAGE SENIOR LIVING | HOLYOKE | 3 | In adherence | NA | 28 |
| DEDHAM HEALTHCARE | DEDHAM | 1 | Not in adherence | Core Competencies | 25 |
| | | 2 | Not in adherence | Core Competencies | 24 |
| | | 3 | In adherence | NA | 28 |
| | | 4 | In adherence | NA | 27 |
| DEN-MAR HEALTH AND REHABILITATION CENTER | ROCKPORT | 1 | Not in adherence | Core Competencies | 26 |
| | | 2 | Not in adherence | Core Competencies | 23 |
| | | 3 | In adherence | NA | 28 |
| DEXTER HOUSE HEALTHCARE | MALDEN | 1 | In adherence | NA | 28 |
| | | 2 | In adherence | NA | 28 |
| | | 3 | In adherence | NA | 28 |
| | | 4 | In adherence | NA | 28 |
| DWYER HOME | WEYMOUTH | 1 | In adherence | NA | 28 |
| | | 2 | In adherence | NA | 25 |
| EAST LONGMEADOW SKILLED NURSING CENTER | EAST LONGMEADOW | 1 | In adherence | NA | 26 |
| | | 2 | In adherence | NA | 28 |
| EASTPOINTE REHAB CENTER | CHELSEA | 1 | Not in adherence | Core Competencies | 25 |
| | | 2 | In adherence | NA | 28 |
| | | 4 | In adherence | NA | 28 |
| ELAINE CENTER AT HADLEY | HADLEY | 1 | In adherence | NA | 27 |
| | | 3 | In adherence | NA | 28 |
| ELIOT CENTER FOR HEALTH & REHABILITATION | NATICK | 1 | In adherence | NA | 28 |
| | | 2 | In adherence | NA | 27 |
| | | 3 | In adherence | NA | 28 |
| | | 4 | In adherence | NA | 28 |
| ELIZABETH SETON | WELLESLEY | 1 | In adherence | NA | 28 |
| | | 3 | In adherence | NA | 27 |
| ELLIS NURSING HOME (THE) | NORWOOD | 1 | Not in adherence | Core Competencies | 23 |
| | | 2 | In adherence | NA | 28 |
| | | 4 | In adherence | NA | 28 |
| FAIRHAVEN HEALTHCARE CENTER | LOWELL | 1 | Not in adherence | Core Competencies | 26 |
| | | 2 | Not in adherence | Core Competencies | 26 |
| | | 3 | In adherence | NA | 28 |
| FAIRVIEW COMMONS NURSING & REHABILITATION CENTER | GREAT BARRINGTON | 1 | In adherence | NA | 28 |
| | | 2 | In adherence | NA | 28 |

Each facility is subject to at least two infection control audits over the months of May and June 2020; facilities are audited more frequently if they (1) are found to be "Not in Adherence" or "In Adherence but Warrants Reinspection" in a given audit, (2) have historic infection control or quality issues, and/or (3) are randomly selected for an audit

* Facility refused entry of EOHHS employees or contractors, or did not fully cooperate or comply with an audit

Nursing Facility Audit Survey Results
 Audit Periods 1, 2, 3, & 4, Date of Audit through 6/26/2020

| Facility Name | City/Town | Audit Period | Overall Audit Determination | Reason For Non Adherence | Score |
|---|------------------|--------------|-----------------------------|--------------------------|-------|
| FAIRVIEW COMMONS NURSING & REHABILITATION CENTER | GREAT BARRINGTON | 3 | In adherence | NA | 26 |
| | | 4 | In adherence | NA | 28 |
| FALL RIVER HEALTHCARE | FALL RIVER | 1 | Not in adherence | Core Competencies | 27 |
| | | 2 | Not in adherence | Core Competencies | 26 |
| | | 3 | In adherence | NA | 28 |
| FALL RIVER JEWISH HOME, INC | FALL RIVER | 1 | In adherence | NA | 26 |
| | | 3 | Not in adherence | Core Competencies | 25 |
| | | 4 | In adherence | NA | 27 |
| FARREN CARE CENTER | MONTAGUE | 1 | In adherence | NA | 28 |
| | | 3 | In adherence | NA | 28 |
| FITCHBURG HEALTHCARE | FITCHBURG | 1 | In adherence | NA | 28 |
| | | 3 | In adherence | NA | 28 |
| FITCHBURG REHABILITATION AND NURSING CENTER | FITCHBURG | 1 | In adherence | NA | 28 |
| | | 2 | In adherence | NA | 28 |
| | | 3 | In adherence | NA | 28 |
| | | 4 | In adherence | NA | 27 |
| GARDEN PLACE HEALTHCARE | ATTLEBORO | 1 | In adherence | NA | 28 |
| | | 2 | In adherence | NA | 28 |
| | | 3 | In adherence | NA | 28 |
| | | 4 | In adherence | NA | 28 |
| GARDNER REHABILITATION AND NURSING CENTER | GARDNER | 1 | Not in adherence | Core Competencies | 21 |
| | | 2 | In adherence | NA | 28 |
| | | 4 | Not in adherence | Core Competencies | 27 |
| GERMAN CENTER FOR EXTENDED CARE | BOSTON | 1 | Not in adherence | Core Competencies | 27 |
| | | 2 | In adherence | NA | 28 |
| | | 4 | In adherence | NA | 28 |
| GLEN RIDGE NURSING CARE CENTER | MEDFORD | 1 | Not in adherence | Core Competencies | 26 |
| | | 2 | In adherence | NA | 28 |
| | | 4 | In adherence | NA | 28 |
| GLOUCESTER HEALTHCARE | GLOUCESTER | 1 | Not in adherence | Core Competencies | 25 |
| | | 2 | In adherence | NA | 28 |
| | | 4 | In adherence | NA | 28 |
| GOVERNORS CENTER | WESTFIELD | 1 | Not in adherence | Core Competencies | 27 |
| | | 2 | In adherence | NA | 28 |
| | | 3 | In adherence | NA | 28 |

Each facility is subject to at least two infection control audits over the months of May and June 2020; facilities are audited more frequently if they (1) are found to be "Not in Adherence" or "In Adherence but Warrants Reinspection" in a given audit, (2) have historic infection control or quality issues, and/or (3) are randomly selected for an audit

* Facility refused entry of EOHHS employees or contractors, or did not fully cooperate or comply with an audit

Nursing Facility Audit Survey Results
 Audit Periods 1, 2, 3, & 4, Date of Audit through 6/26/2020

| Facility Name | City/Town | Audit Period | Overall Audit Determination | Reason For Non Adherence | Score |
|---|---------------|--------------|-----------------------------|--------------------------|-------|
| GOVERNORS CENTER | WESTFIELD | 4 | In adherence | NA | 28 |
| GREENWOOD NURSING & REHABILITATION CENTER | WAKEFIELD | 1 | In adherence | NA | 27 |
| | | 3 | In adherence | NA | 28 |
| GUARDIAN CENTER (THE) | BROCKTON | 1 | Not in adherence | Core Competencies | 20 |
| | | 2 | Not in adherence | Core Competencies | 25 |
| | | 3 | In adherence | NA | 28 |
| HANCOCK PARK REHABILITATION AND NURSING CENTER | QUINCY | 1 | In adherence | NA | 28 |
| | | 3 | In adherence | NA | 28 |
| HANNAH B G SHAW HOME FOR THE AGED | MIDDLEBOROUGH | 1 | In adherence | NA | 27 |
| | | 3 | Not in adherence | Core Competencies | 25 |
| | | 4 | In adherence | NA | 28 |
| HANNAH DUSTON HEALTHCARE CENTER | HAVERHILL | 1 | In adherence | NA | 27 |
| | | 3 | Not in adherence | Core Competencies | 25 |
| | | 4 | In adherence | NA | 28 |
| HARBOR HOUSE NURSING & REHABILITATION CENTER | HINGHAM | 1 | In adherence | NA | 28 |
| | | 3 | In adherence | NA | 28 |
| HATHAWAY MANOR EXTENDED CARE | NEW BEDFORD | 1 | In adherence | NA | 28 |
| | | 3 | Not in adherence | Core Competencies | 26 |
| | | 4 | Not in adherence | Core Competencies | 26 |
| HATHORNE HILL | DANVERS | 1 | Not in adherence | Core Competencies | 23 |
| | | 2 | In adherence | NA | 27 |
| | | 4 | In adherence | NA | 28 |
| HEATHWOOD HEALTHCARE | NEWTON | 1 | In adherence | NA | 28 |
| | | 2 | Not in adherence | Core Competencies | 26 |
| | | 3 | In adherence | NA | 28 |
| | | 4 | In adherence | NA | 28 |
| HELLENIC NURSING & REHABILITATION CENTER | CANTON | 1 | Not in adherence | Core Competencies | 26 |
| | | 2 | Not in adherence | Core Competencies | 26 |
| | | 3 | In adherence | NA | 28 |
| HERITAGE HALL EAST | AGAWAM | 1 | Not in adherence | Core Competencies | 26 |
| | | 2 | In adherence | NA | 26 |
| | | 3 | In adherence | NA | 28 |
| | | 4 | In adherence | NA | 28 |
| HERITAGE HALL NORTH | AGAWAM | 1 | In adherence | NA | 28 |
| | | 2 | In adherence | NA | 28 |

Each facility is subject to at least two infection control audits over the months of May and June 2020; facilities are audited more frequently if they (1) are found to be "Not in Adherence" or "In Adherence but Warrants Reinspection" in a given audit, (2) have historic infection control or quality issues, and/or (3) are randomly selected for an audit

* Facility refused entry of EOHHS employees or contractors, or did not fully cooperate or comply with an audit

Nursing Facility Audit Survey Results
 Audit Periods 1, 2, 3, & 4, Date of Audit through 6/26/2020

| Facility Name | City/Town | Audit Period | Overall Audit Determination | Reason For Non Adherence | Score |
|--|-------------|--------------|-----------------------------|--------------------------|-------|
| HERITAGE HALL NORTH | AGAWAM | 3 | In adherence | NA | 28 |
| | | 4 | In adherence | NA | 28 |
| HERITAGE HALL SOUTH | AGAWAM | 1 | Not in adherence | Core Competencies | 26 |
| | | 2 | In adherence | NA | 28 |
| | | 3 | In adherence | NA | 28 |
| | | 4 | In adherence | NA | 28 |
| HERITAGE HALL WEST | AGAWAM | 1 | Not in adherence | Core Competencies | 24 |
| | | 2 | In adherence | NA | 28 |
| | | 4 | In adherence | NA | 28 |
| HERMITAGE HEALTHCARE (THE) | WORCESTER | 1 | In adherence | NA | 28 |
| | | 2 | Not in adherence | Core Competencies | 24 |
| | | 3 | In adherence | NA | 28 |
| | | 4 | In adherence | NA | 28 |
| HIGHLANDS, THE | FITCHBURG | 1 | Not in adherence | Core Competencies | 26 |
| | | 2 | In adherence | NA | 26 |
| | | 4 | In adherence | NA | 28 |
| HIGHVIEW OF NORTHAMPTON | NORTHAMPTON | 1 | In adherence | NA | 27 |
| | | 2 | In adherence | NA | 28 |
| | | 3 | Not in adherence | Core Competencies | 27 |
| | | 4 | In adherence | NA | 28 |
| HILLCREST COMMONS NURSING & REHABILITATION CENTER | PITTSFIELD | 1 | In adherence | NA | 28 |
| | | 2 | In adherence | NA | 27 |
| | | 3 | In adherence | NA | 28 |
| | | 4 | In adherence | NA | 28 |
| HOLDEN REHABILITATION & NURSING CENTER | HOLDEN | 1 | In adherence | NA | 28 |
| | | 2 | In adherence | NA | 28 |
| | | 3 | In adherence | NA | 27 |
| | | 4 | In adherence | NA | 28 |
| HOLY TRINITY EASTERN ORTHODOX N & RCENTER | WORCESTER | 1 | In adherence | NA | 28 |
| | | 3 | In adherence | NA | 27 |
| HOLYOKE HEALTHCARE CENTER | HOLYOKE | 1 | In adherence | NA | 28 |
| | | 2 | In adherence | NA | 28 |
| HUNT NURSING & REHAB CENTER | DANVERS | 1 | Not in adherence | Core Competencies | 24 |
| | | 2 | In adherence | NA | 28 |
| | | 4 | In adherence | NA | 28 |

Each facility is subject to at least two infection control audits over the months of May and June 2020; facilities are audited more frequently if they (1) are found to be "Not in Adherence" or "In Adherence but Warrants Reinspection" in a given audit, (2) have historic infection control or quality issues, and/or (3) are randomly selected for an audit

* Facility refused entry of EOHHS employees or contractors, or did not fully cooperate or comply with an audit

Nursing Facility Audit Survey Results
 Audit Periods 1, 2, 3, & 4, Date of Audit through 6/26/2020

| Facility Name | City/Town | Audit Period | Overall Audit Determination | Reason For Non Adherence | Score |
|--|------------|--------------|-------------------------------------|-----------------------------------|-------|
| JEANNE JUGAN RESIDENCE | SOMERVILLE | 1 | In adherence | NA | 25 |
| | | 3 | In adherence but warrants reinspe.. | NA | 23 |
| | | 4 | In adherence | NA | 28 |
| JEFFREY & SUSAN BRUDNICK CENTER FOR LIVING | PEABODY | 1 | In adherence | NA | 28 |
| | | 2 | In adherence | NA | 26 |
| JESMOND NURSING HOME | NAHANT | 1 | Not in adherence | Core Competencies and Total Score | 15 |
| | | 2 | In adherence | NA | 28 |
| | | 4 | In adherence | NA | 28 |
| JEWISH HEALTHCARE CENTER | WORCESTER | 1 | In adherence | NA | 28 |
| | | 3 | In adherence | NA | 27 |
| JML CARE CENTER INC | FALMOUTH | 1 | In adherence | NA | 28 |
| | | 2 | Not in adherence | Core Competencies | 27 |
| | | 3 | In adherence | NA | 27 |
| JOHN ADAMS HEALTHCARE CENTER | QUINCY | 1 | In adherence | NA | 27 |
| | | 3 | In adherence | NA | 28 |
| JOHN SCOTT HOUSE NURSING & REHABILITATION CENTER | BRAintree | 1 | In adherence | NA | 28 |
| | | 3 | In adherence | NA | 28 |
| JULIAN JLEVITT FAMILY NURSING HOME | LONGMEADOW | 1 | In adherence | NA | 28 |
| | | 2 | In adherence | NA | 28 |
| | | 3 | In adherence | NA | 28 |
| | | 4 | In adherence | NA | 28 |
| KATZMAN FAMILY CENTER FOR LIVING | CHELSEA | 1 | In adherence | NA | 28 |
| | | 2 | In adherence | NA | 26 |
| KEYSTONE CENTER | LEOMINSTER | 1 | In adherence | NA | 28 |
| | | 3 | In adherence | NA | 28 |
| KIMBALL FARMS NURSING CARE CENTER | LENOX | 1 | Not in adherence | Core Competencies | 24 |
| | | 2 | In adherence | NA | 28 |
| | | 4 | In adherence | NA | 28 |
| KNOLLWOOD NURSING CENTER | WORCESTER | 1 | Not in adherence | Core Competencies | 24 |
| | | 2 | In adherence | NA | 28 |
| | | 4 | In adherence | NA | 28 |
| LAFAYETTE REHABILITATION & SKILLED NURSING FACILITY | MARBLEHEAD | 1 | Not in adherence | Core Competencies | 25 |
| | | 2 | In adherence | NA | 28 |
| | | 4 | In adherence | NA | 28 |
| LAKEVIEW HOUSE SKLD NRSG AND RESIDENTIAL CARE FAC | HAVERHILL | 1 | In adherence | NA | 28 |

Each facility is subject to at least two infection control audits over the months of May and June 2020; facilities are audited more frequently if they (1) are found to be "Not in Adherence" or "In Adherence but Warrants Reinspection" in a given audit, (2) have historic infection control or quality issues, and/or (3) are randomly selected for an audit

* Facility refused entry of EOHHS employees or contractors, or did not fully cooperate or comply with an audit

Nursing Facility Audit Survey Results
 Audit Periods 1, 2, 3, & 4, Date of Audit through 6/26/2020

| Facility Name | City/Town | Audit Period | Overall Audit Determination | Reason For Non Adherence | Score |
|--|------------|--------------|-----------------------------|--------------------------|-------|
| LAKEVIEW HOUSE SKLD NRSNG AND RESIDENTIAL CARE FAC | HAVERHILL | 3 | In adherence | NA | 28 |
| | | 1 | In adherence | NA | 28 |
| LANESSA EXTENDED CARE | WEBSTER | 3 | In adherence | NA | 28 |
| | | 1 | In adherence | NA | 26 |
| LAUREL RIDGE REHAB AND SKILLED CARE CENTER | BOSTON | 3 | In adherence | NA | 27 |
| | | 1 | In adherence | NA | 28 |
| LEDGEWOOD REHABILITATION & SKILLED NURSING CENTER | BEVERLY | 3 | In adherence | NA | 28 |
| | | 1 | In adherence | NA | 28 |
| LEE HEALTHCARE | LEE | 1 | Not in adherence | Core Competencies | 26 |
| | | 2 | In adherence | NA | 28 |
| | | 3 | In adherence | NA | 28 |
| | | 4 | In adherence | NA | 28 |
| LEONARD FLORENCE CENTER FOR LIVING | CHELSEA | 1 | In adherence | NA | 28 |
| | | 2 | In adherence | NA | 28 |
| LIBERTY COMMONS | CHATHAM | 1 | In adherence | NA | 27 |
| | | 3 | In adherence | NA | 28 |
| LIFE CARE CENTER OF ACTON | ACTON | 1 | Not in adherence | Core Competencies | 22 |
| | | 2 | In adherence | NA | 27 |
| | | 4 | In adherence | NA | 28 |
| LIFE CARE CENTER OF ATTLEBORO | ATTLEBORO | 1 | Not in adherence | Core Competencies | 27 |
| | | 2 | In adherence | NA | 28 |
| | | 4 | Not in adherence | Core Competencies | 27 |
| LIFE CARE CENTER OF AUBURN | AUBURN | 1 | In adherence | NA | 27 |
| | | 2 | In adherence | NA | 28 |
| LIFE CARE CENTER OF LEOMINSTER | LEOMINSTER | 1 | Not in adherence | Core Competencies | 26 |
| | | 2 | In adherence | NA | 27 |
| | | 4 | In adherence | NA | 27 |
| LIFE CARE CENTER OF MERRIMACK VALLEY | BILLERICA | 1 | Not in adherence | Core Competencies | 21 |
| | | 2 | In adherence | NA | 28 |
| | | 3 | In adherence | NA | 28 |
| | | 4 | In adherence | NA | 28 |
| LIFE CARE CENTER OF NASHOBA VALLEY | LITTLETON | 1 | In adherence | NA | 26 |
| | | 3 | In adherence | NA | 28 |
| LIFE CARE CENTER OF PLYMOUTH | PLYMOUTH | 1 | In adherence | NA | 28 |
| | | 3 | In adherence | NA | 28 |
| LIFE CARE CENTER OF RAYNHAM | RAYNHAM | 1 | In adherence | NA | 26 |

Each facility is subject to at least two infection control audits over the months of May and June 2020; facilities are audited more frequently if they (1) are found to be "Not in Adherence" or "In Adherence but Warrants Reinspection" in a given audit, (2) have historic infection control or quality issues, and/or (3) are randomly selected for an audit

* Facility refused entry of EOHHS employees or contractors, or did not fully cooperate or comply with an audit

Nursing Facility Audit Survey Results
 Audit Periods 1, 2, 3, & 4, Date of Audit through 6/26/2020

| Facility Name | City/Town | Audit Period | Overall Audit Determination | Reason For Non Adherence | Score |
|--|------------------|--------------|-----------------------------|-----------------------------------|-------|
| LIFE CARE CENTER OF RAYNHAM | RAYNHAM | 3 | In adherence | NA | 28 |
| LIFE CARE CENTER OF STONEHAM | STONEHAM | 1 | Not in adherence | Core Competencies | 26 |
| | | 2 | In adherence | NA | 28 |
| | | 4 | In adherence | NA | 27 |
| LIFE CARE CENTER OF THE NORTH SHORE | LYNN | 1 | In adherence | NA | 27 |
| | | 3 | In adherence | NA | 28 |
| LIFE CARE CENTER OF THE SOUTH SHORE | SCITUATE | 1 | In adherence | NA | 28 |
| | | 3 | In adherence | NA | 28 |
| LIFE CARE CENTER OF WEST BRIDGEWATER | WEST BRIDGEWATER | 1 | Not in adherence | Core Competencies | 26 |
| | | 2 | Not in adherence | Core Competencies | 25 |
| | | 3 | In adherence | NA | 28 |
| LIFE CARE CENTER OF WILBRAHAM | WILBRAHAM | 1 | Not in adherence | Core Competencies | 26 |
| | | 2 | In adherence | NA | 27 |
| | | 4 | In adherence | NA | 28 |
| LIGHTHOUSE NURSING CARE CENTER | REVERE | 1 | In adherence | NA | 27 |
| | | 2 | In adherence | NA | 27 |
| LINDA MANOR EXTENDED CARE FACILITY | LEEDS | 1 | In adherence | NA | 28 |
| | | 3 | In adherence | NA | 28 |
| LINDEN PONDS | HINGHAM | 1 | In adherence | NA | 26 |
| | | 3 | In adherence | NA | 28 |
| LONGMEADOW OF TAUNTON | TAUNTON | 1 | In adherence | NA | 28 |
| | | 3 | In adherence | NA | 28 |
| LOOMIS LAKESIDE AT REEDS LANDING | SPRINGFIELD | 1 | Not in adherence | Core Competencies | 24 |
| | | 2 | In adherence | NA | 26 |
| | | 4 | In adherence | NA | 28 |
| LUTHERAN REHABILITATION & SKILLED CARE CENTER | WORCESTER | 1 | Not in adherence | Core Competencies | 27 |
| | | 2 | In adherence | NA | 28 |
| | | 4 | In adherence | NA | 28 |
| LYDIA TAFT HOUSE | UXBRIDGE | 1 | Not in adherence | Core Competencies | 26 |
| | | 2 | In adherence | NA | 27 |
| | | 3 | In adherence | NA | 28 |
| | | 4 | In adherence | NA | 28 |
| M I NURSING & RESTORATIVE CENTER | LAWRENCE | 1 | Not in adherence | Core Competencies and Total Score | 18 |
| | | 2 | In adherence | NA | 28 |
| | | 3 | In adherence | NA | 28 |

Each facility is subject to at least two infection control audits over the months of May and June 2020; facilities are audited more frequently if they (1) are found to be "Not in Adherence" or "In Adherence but Warrants Reinspection" in a given audit, (2) have historic infection control or quality issues, and/or (3) are randomly selected for an audit

* Facility refused entry of EOHHS employees or contractors, or did not fully cooperate or comply with an audit

Nursing Facility Audit Survey Results
 Audit Periods 1, 2, 3, & 4, Date of Audit through 6/26/2020

| Facility Name | City/Town | Audit Period | Overall Audit Determination | Reason For Non Adherence | Score |
|---|-----------------|--------------|-----------------------------|--------------------------|-------|
| M I NURSING & RESTORATIVE CENTER | LAWRENCE | 4 | Not in adherence | Core Competencies | 27 |
| MADONNA MANOR NURSING HOME | NORTH ATTLEBORO | 1 | In adherence | NA | 27 |
| | | 2 | In adherence | NA | 28 |
| MAPLES REHABILITATION & NURSING CENTER | WRENTHAM | 1 | In adherence | NA | 26 |
| | | 2 | Not in adherence | Core Competencies | 27 |
| | | 3 | Not in adherence | Core Competencies | 23 |
| | | 4 | In adherence | NA | 28 |
| MAPLEWOOD REHAB AND NURSING | AMESBURY | 1 | In adherence | NA | 28 |
| | | 2 | Not in adherence | Core Competencies | 27 |
| | | 3 | In adherence | NA | 28 |
| | | 4 | Not in adherence | Core Competencies | 26 |
| MARIAN MANOR | BOSTON | 1 | Not in adherence | Core Competencies | 27 |
| | | 2 | Not in adherence | Core Competencies | 27 |
| | | 3 | In adherence | NA | 27 |
| | | 4 | In adherence | NA | 28 |
| MARIAN MANOR OF TAUNTON | TAUNTON | 1 | In adherence | NA | 27 |
| | | 3 | In adherence | NA | 28 |
| MARISTHILL NURSING & REHABILITATION CENTER | WALTHAM | 1 | Not in adherence | Core Competencies | 22 |
| | | 2 | Not in adherence | Core Competencies | 22 |
| | | 3 | In adherence | NA | 28 |
| MARLBOROUGH HILLS REHABILITATION & HLTH CARE CTR | MARLBOROUGH | 1 | Not in adherence | Core Competencies | 26 |
| | | 2 | In adherence | NA | 28 |
| | | 3 | In adherence | NA | 27 |
| | | 4 | In adherence | NA | 27 |
| MARY ANN MORSE NURSING & REHABILITATION | NATICK | 1 | In adherence | NA | 28 |
| | | 2 | Not in adherence | Core Competencies | 23 |
| | | 3 | In adherence | NA | 28 |
| MARY'S MEADOW AT PROVIDENCE PLACE | HOLYOKE | 1 | In adherence | NA | 28 |
| | | 2 | In adherence | NA | 28 |
| MASCONOMET HEALTHCARE CENTER | TOPSFIELD | 1 | Not in adherence | Core Competencies | 24 |
| | | 2 | In adherence | NA | 28 |
| | | 3 | In adherence | NA | 28 |
| | | 4 | In adherence | NA | 28 |
| MATTAPAN HEALTH & REHABILITATION CENTER | BOSTON | 1 | Not in adherence | Core Competencies | 26 |
| | | 2 | Not in adherence | Core Competencies | 26 |

Each facility is subject to at least two infection control audits over the months of May and June 2020; facilities are audited more frequently if they (1) are found to be "Not in Adherence" or "In Adherence but Warrants Reinspection" in a given audit, (2) have historic infection control or quality issues, and/or (3) are randomly selected for an audit

* Facility refused entry of EOHHS employees or contractors, or did not fully cooperate or comply with an audit

Nursing Facility Audit Survey Results
 Audit Periods 1, 2, 3, & 4, Date of Audit through 6/26/2020

| Facility Name | City/Town | Audit Period | Overall Audit Determination | Reason For Non Adherence | Score |
|--|---------------|--------------|-----------------------------|--------------------------|-------|
| MATTAPAN HEALTH & REHABILITATION CENTER | BOSTON | 3 | In adherence | NA | 27 |
| | | 4 | In adherence | NA | 28 |
| MAYFLOWER PLACE NURSING & REHABILITATION CENTER | YARMOUTH | 1 | In adherence | NA | 28 |
| | | 3 | In adherence | NA | 28 |
| MEADOW GREEN NURSING AND REHABILITATION CENTER | WALTHAM | 1 | In adherence | NA | 28 |
| | | 3 | Not in adherence | Core Competencies | 26 |
| | | 4 | In adherence | NA | 28 |
| MEADOWS OF CENTRAL MASSACHUSETTS (THE) | LEICESTER | 1 | Not in adherence | Core Competencies | 22 |
| | | 2 | Not in adherence | Core Competencies | 26 |
| | | 3 | In adherence | NA | 28 |
| MEDFORD REHABILITATION AND NURSING CENTER | MEDFORD | 1 | Not in adherence | Core Competencies | 26 |
| | | 2 | In adherence | NA | 26 |
| | | 3 | Not in adherence | Core Competencies | 24 |
| | | 4 | In adherence | NA | 28 |
| MEDWAY COUNTRY MANOR SKILLED NURSING & REHABILITATION | MEDWAY | 1 | In adherence | NA | 27 |
| | | 3 | In adherence | NA | 27 |
| MELROSE HEALTHCARE | MELROSE | 1 | Not in adherence | Core Competencies | 23 |
| | | 2 | In adherence | NA | 28 |
| | | 4 | In adherence | NA | 28 |
| MERRIMACK VALLEY HEALTH CENTER | AMESBURY | 1 | Not in adherence | Core Competencies | 21 |
| | | 2 | Not in adherence | Core Competencies | 26 |
| | | 3 | In adherence | NA | 28 |
| MILFORD CENTER | MILFORD | 1 | In adherence | NA | 28 |
| | | 3 | In adherence | NA | 28 |
| MONT MARIE REHABILITATION & HEALTHCARE CENTER | HOLYOKE | 1 | Not in adherence | Core Competencies | 25 |
| | | 2 | In adherence | NA | 28 |
| | | 4 | In adherence | NA | 28 |
| MOUNT CARMEL CARE CENTER | LENOX | 1 | In adherence | NA | 28 |
| | | 3 | Not in adherence | Core Competencies | 26 |
| | | 4 | In adherence | NA | 28 |
| MOUNT SAINT VINCENT CARE CENTER | HOLYOKE | 1 | In adherence | NA | 26 |
| | | 3 | In adherence | NA | 27 |
| MT GREYLOCK EXTENDED CARE FACILITY | PITTSFIELD | 1 | In adherence | NA | 28 |
| | | 2 | In adherence | NA | 28 |
| NEMASKET HEALTHCARE CENTER | MIDDLEBOROUGH | 1 | In adherence | NA | 25 |

Each facility is subject to at least two infection control audits over the months of May and June 2020; facilities are audited more frequently if they (1) are found to be "Not in Adherence" or "In Adherence but Warrants Reinspection" in a given audit, (2) have historic infection control or quality issues, and/or (3) are randomly selected for an audit

* Facility refused entry of EOHHS employees or contractors, or did not fully cooperate or comply with an audit

Nursing Facility Audit Survey Results
 Audit Periods 1, 2, 3, & 4, Date of Audit through 6/26/2020

| Facility Name | City/Town | Audit Period | Overall Audit Determination | Reason For Non Adherence | Score |
|--|---------------|--------------|-----------------------------|-----------------------------------|-------|
| NEMASKET HEALTHCARE CENTER | MIDDLEBOROUGH | 3 | In adherence | NA | 28 |
| NEVILLE CENTER AT FRESH POND FOR NURSING & REHAB | CAMBRIDGE | 1 | In adherence | NA | 28 |
| | | 3 | In adherence | NA | 28 |
| | | 3 | In adherence | NA | 28 |
| NEVINS NURSING & REHABILITATION CENTER | METHUEN | 1 | Not in adherence | Core Competencies | 27 |
| | | 2 | Not in adherence | Core Competencies | 27 |
| | | 3 | In adherence | NA | 28 |
| | | 4 | Not in adherence | Core Competencies | 27 |
| NEW BEDFORD JEWISH CONVALESCENT HOME, INC | NEW BEDFORD | 1 | In adherence | NA | 26 |
| | | 2 | Not in adherence | Core Competencies | 25 |
| | | 3 | In adherence | NA | 28 |
| NEW ENGLAND HOMES FOR THE DEAF, INC | DANVERS | 1 | In adherence | NA | 25 |
| | | 2 | In adherence | NA | 28 |
| NEW ENGLAND PEDIATRIC CARE | BILLERICA | 1 | In adherence | NA | 25 |
| | | 2 | In adherence | NA | 28 |
| | | 3 | In adherence | NA | 28 |
| | | 4 | In adherence | NA | 28 |
| NEWTON WELLESLEY CENTER FOR ALZHEIMER'S CARE | WELLESLEY | 1 | In adherence | NA | 27 |
| | | 3 | In adherence | NA | 28 |
| NORTH ADAMS COMMONS NURSING & REHABILITATION CENTER | NORTH ADAMS | 1 | In adherence | NA | 28 |
| | | 3 | In adherence | NA | 28 |
| NORTH END REHABILITATION AND HEALTHCARE CENTER | BOSTON | 1 | In adherence | NA | 28 |
| | | 3 | In adherence | NA | 27 |
| NORTHWOOD REHABILITATION & HEALTHCARE CENTER | LOWELL | 1 | Not in adherence | Core Competencies and Total Score | 16 |
| | | 2 | Not in adherence | Core Competencies | 26 |
| | | 3 | In adherence | NA | 28 |
| NORWOOD HEALTHCARE | NORWOOD | 1 | In adherence | NA | 25 |
| | | 2 | In adherence | NA | 27 |
| | | 3 | In adherence | NA | 28 |
| | | 4 | In adherence | NA | 28 |
| NOTRE DAME LONG TERM CARE CENTER | WORCESTER | 1 | Not in adherence | Core Competencies | 20 |
| | | 2 | In adherence | NA | 28 |
| | | 3 | In adherence | NA | 28 |
| | | 4 | In adherence | NA | 28 |
| OAK KNOLL HEALTHCARE CENTER | FRAMINGHAM | 1 | Not in adherence | Core Competencies | 26 |
| | | 2 | In adherence | NA | 28 |

Each facility is subject to at least two infection control audits over the months of May and June 2020; facilities are audited more frequently if they (1) are found to be "Not in Adherence" or "In Adherence but Warrants Reinspection" in a given audit, (2) have historic infection control or quality issues, and/or (3) are randomly selected for an audit

* Facility refused entry of EOHHS employees or contractors, or did not fully cooperate or comply with an audit

Nursing Facility Audit Survey Results
 Audit Periods 1, 2, 3, & 4, Date of Audit through 6/26/2020

| Facility Name | City/Town | Audit Period | Overall Audit Determination | Reason For Non Adherence | Score |
|--|---------------|--------------|-----------------------------|--------------------------|-------|
| OAK KNOLL HEALTHCARE CENTER | FRAMINGHAM | 4 | In adherence | NA | 28 |
| OAKDALE REHABILITATION & SKILLED NURSING CENTER | WEST BOYLSTON | 1 | In adherence | NA | 27 |
| | | 2 | In adherence | NA | 28 |
| OAKHILL HEALTHCARE | MIDDLEBOROUGH | 1 | In adherence | NA | 28 |
| | | 3 | In adherence | NA | 28 |
| OAKS, THE | NEW BEDFORD | 1 | In adherence | NA | 27 |
| | | 2 | In adherence | NA | 28 |
| ODD FELLOWS HOME OF MASSACHUSETTS | WORCESTER | 1 | Not in adherence | Core Competencies | 26 |
| | | 2 | Not in adherence | Core Competencies | 27 |
| | | 3 | In adherence | NA | 28 |
| | | 4 | In adherence | NA | 28 |
| OUR ISLAND HOME | NANTUCKET | 1 | In adherence | NA | 27 |
| | | 3 | In adherence | NA | 28 |
| OUR LADYS HAVEN OF FAIRHAVEN INC | FAIRHAVEN | 1 | Not in adherence | Core Competencies | 25 |
| | | 2 | In adherence | NA | 27 |
| | | 4 | In adherence | NA | 28 |
| OVERLOOK MASONIC HEALTH CENTER | CHARLTON | 1 | In adherence | NA | 28 |
| | | 3 | In adherence | NA | 27 |
| OXFORD REHABILITATION & HEALTH CARE CENTER, THE | HAVERHILL | 1 | In adherence | NA | 27 |
| | | 2 | Not in adherence | Core Competencies | 23 |
| | | 3 | In adherence | NA | 28 |
| PALM SKILLED NRSING CR & CTR FOR REHAB EXCELLENCE | CHELMSFORD | 1 | Not in adherence | Core Competencies | 25 |
| | | 2 | In adherence | NA | 28 |
| | | 4 | In adherence | NA | 28 |
| PALMER HEALTHCARE CENTER | PALMER | 1 | In adherence | NA | 28 |
| | | 2 | In adherence | NA | 28 |
| | | 3 | In adherence | NA | 28 |
| | | 4 | In adherence | NA | 27 |
| PARK AVENUE HEALTH CENTER | ARLINGTON | 1 | Not in adherence | Core Competencies | 26 |
| | | 2 | In adherence | NA | 27 |
| | | 4 | In adherence | NA | 28 |
| PARK PLACE REHABILITATION & SKILLED CARE CENTER | BOSTON | 1 | In adherence | NA | 28 |
| | | 2 | In adherence | NA | 28 |
| PARKWAY HEALTH AND REHABILITATION CENTER | BOSTON | 1 | In adherence | NA | 28 |
| | | 2 | In adherence | NA | 28 |

Each facility is subject to at least two infection control audits over the months of May and June 2020; facilities are audited more frequently if they (1) are found to be "Not in Adherence" or "In Adherence but Warrants Reinspection" in a given audit, (2) have historic infection control or quality issues, and/or (3) are randomly selected for an audit

* Facility refused entry of EOHHS employees or contractors, or did not fully cooperate or comply with an audit

Nursing Facility Audit Survey Results
 Audit Periods 1, 2, 3, & 4, Date of Audit through 6/26/2020

| Facility Name | City/Town | Audit Period | Overall Audit Determination | Reason For Non Adherence | Score |
|---|---------------|--------------|-----------------------------|--------------------------|-------|
| PARSONS HILL REHABILITATION & HEALTH CARE CENTER | WORCESTER | 1 | Not in adherence | Core Competencies | 22 |
| | | 2 | In adherence | NA | 27 |
| | | 4 | In adherence | NA | 28 |
| PAVILION , THE | BARNSTABLE | 1 | In adherence | NA | 27 |
| | | 3 | Not in adherence | Core Competencies | 27 |
| | | 4 | In adherence | NA | 28 |
| PENACOOK PLACE, INC | HAVERHILL | 1 | Not in adherence | Core Competencies | 23 |
| | | 2 | Not in adherence | Core Competencies | 21 |
| | | 3 | In adherence | NA | 28 |
| PHILLIPS MANOR NURSING HOME | LYNN | 1 | Not in adherence | Core Competencies | 23 |
| | | 2 | In adherence | NA | 26 |
| | | 4 | In adherence | NA | 28 |
| PILGRIM REHABILITATION & SKILLED NURSING CENTER | PEABODY | 1 | In adherence | NA | 27 |
| | | 2 | In adherence | NA | 28 |
| PINE KNOLL NURSING CENTER | LEXINGTON | 1 | In adherence | NA | 27 |
| | | 3 | Not in adherence | Core Competencies | 24 |
| | | 4 | In adherence | NA | 28 |
| PLEASANT BAY OF BREWSTER REHAB CENTER | BREWSTER | 1 | In adherence | NA | 28 |
| | | 2 | In adherence | NA | 28 |
| | | 3 | In adherence | NA | 28 |
| | | 4 | In adherence | NA | 28 |
| PLYMOUTH HARBORSIDE HEALTHCARE | PLYMOUTH | 1 | In adherence | NA | 27 |
| | | 3 | In adherence | NA | 28 |
| PLYMOUTH REHABILITATION & HEALTH CARE CENTER | PLYMOUTH | 1 | In adherence | NA | 26 |
| | | 3 | In adherence | NA | 28 |
| POET'S SEAT HEALTH CARE CENTER | GREENFIELD | 1 | In adherence | NA | 28 |
| | | 3 | In adherence | NA | 27 |
| POPE NURSING HOME | WEYMOUTH | 1 | In adherence | NA | 25 |
| | | 2 | In adherence | NA | 24 |
| | | 3 | In adherence | NA | 27 |
| | | 4 | In adherence | NA | 28 |
| PORT HEALTHCARE CENTER | NEWBURYPORT | 1 | In adherence | NA | 27 |
| | | 2 | In adherence | NA | 28 |
| PRESCOTT HOUSE | NORTH ANDOVER | 1 | In adherence | NA | 28 |
| | | 3 | In adherence | NA | 28 |

Each facility is subject to at least two infection control audits over the months of May and June 2020; facilities are audited more frequently if they (1) are found to be "Not in Adherence" or "In Adherence but Warrants Reinspection" in a given audit, (2) have historic infection control or quality issues, and/or (3) are randomly selected for an audit

* Facility refused entry of EOHHS employees or contractors, or did not fully cooperate or comply with an audit

Nursing Facility Audit Survey Results
 Audit Periods 1, 2, 3, & 4, Date of Audit through 6/26/2020

| Facility Name | City/Town | Audit Period | Overall Audit Determination | Reason For Non Adherence | Score |
|--|-----------------|--------------|-----------------------------|--------------------------|-------|
| PRESENTATION REHAB AND SKILLED CARE CENTER | BOSTON | 1 | Not in adherence | Core Competencies | 25 |
| | | 2 | Not in adherence | Core Competencies | 27 |
| | | 3 | Not in adherence | Core Competencies | 26 |
| | | 4 | In adherence | NA | 28 |
| QUABBIN VALLEY HEALTHCARE | ATHOL | 1 | In adherence | NA | 28 |
| | | 2 | In adherence | NA | 28 |
| QUABOAG REHABILITATION & SKILLED CARE FACILITY | WEST BROOKFIELD | 1 | In adherence | NA | 28 |
| | | 3 | In adherence | NA | 28 |
| QUEEN ANNE NURSING HOME, INC | HINGHAM | 1 | In adherence | NA | 28 |
| | | 3 | In adherence | NA | 28 |
| QUINCY HEALTH AND REHABILITATION CENTER LLC | QUINCY | 1 | In adherence | NA | 28 |
| | | 3 | In adherence | NA | 28 |
| REHABILITATION & NURSING CENTER AT EVERETT (THE) | EVERETT | 1 | Not in adherence | Core Competencies | 25 |
| | | 2 | In adherence | NA | 28 |
| | | 3 | In adherence | NA | 28 |
| | | 4 | In adherence | NA | 28 |
| RESERVOIR CENTER FOR HEALTH & REHABILITATION, THE | MARLBOROUGH | 1 | Not in adherence | Core Competencies | 26 |
| | | 2 | In adherence | NA | 28 |
| | | 4 | In adherence | NA | 27 |
| REVOLUTION CHARLWELL | NORWOOD | 1 | Not in adherence | Core Competencies | 24 |
| | | 2 | In adherence | NA | 27 |
| | | 4 | Not in adherence | Core Competencies | 25 |
| REVOLUTION KIMWELL | FALL RIVER | 1 | Not in adherence | Core Competencies | 25 |
| | | 2 | In adherence | NA | 27 |
| | | 4 | In adherence | NA | 25 |
| RIVER TERRACE REHABILITATION AND HEALTHCARE CTR | LANCASTER | 1 | In adherence | NA | 28 |
| | | 2 | In adherence | NA | 28 |
| RIVERBEND OF SOUTH NATICK | NATICK | 1 | In adherence | NA | 28 |
| | | 3 | In adherence | NA | 28 |
| RIVERCREST LONG TERM CARE | CONCORD | 1 | Not in adherence | Core Competencies | 25 |
| | | 2 | In adherence | NA | 28 |
| | | 4 | In adherence | NA | 28 |
| ROYAL AT WAYLAND REHABILITATION & NURSING CENTER | WAYLAND | 1 | In adherence | NA | 28 |
| | | 3 | In adherence | NA | 27 |
| ROYAL BRAINTREE NURSING AND REHABILITATION CENTER | BRAINTREE | 1 | In adherence | NA | 27 |

Each facility is subject to at least two infection control audits over the months of May and June 2020; facilities are audited more frequently if they (1) are found to be "Not in Adherence" or "In Adherence but Warrants Reinspection" in a given audit, (2) have historic infection control or quality issues, and/or (3) are randomly selected for an audit

* Facility refused entry of EOHHS employees or contractors, or did not fully cooperate or comply with an audit

Nursing Facility Audit Survey Results
 Audit Periods 1, 2, 3, & 4, Date of Audit through 6/26/2020

| Facility Name | City/Town | Audit Period | Overall Audit Determination | Reason For Non Adherence | Score |
|--|------------------|--------------|-----------------------------|--------------------------|-------|
| ROYAL BRAINTREE NURSING AND REHABILITATION CENTER | BRAINTREE | 3 | In adherence | NA | 28 |
| ROYAL CAPE COD NURSING & REHABILITATION CENTER | BOURNE | 1 | In adherence | NA | 27 |
| | | 3 | In adherence | NA | 27 |
| ROYAL MEADOW VIEW CENTER | NORTH READING | 1 | In adherence | NA | 26 |
| | | 2 | In adherence | NA | 27 |
| | | 3 | In adherence | NA | 28 |
| | | 4 | In adherence | NA | 28 |
| ROYAL MEGANSETT NURSING & REHABILITATION | FALMOUTH | 1 | In adherence | NA | 28 |
| | | 3 | In adherence | NA | 28 |
| ROYAL NORWELL NURSING & REHABILITATION CENTER LLC | NORWELL | 1 | In adherence | NA | 27 |
| | | 3 | In adherence | NA | 27 |
| ROYAL NURSING CENTER, LLC | FALMOUTH | 1 | Not in adherence | Core Competencies | 26 |
| | | 2 | Not in adherence | Core Competencies | 26 |
| | | 3 | In adherence | NA | 26 |
| ROYAL OF COTUIT | MASHPEE | 1 | In adherence | NA | 26 |
| | | 3 | In adherence | NA | 27 |
| ROYAL OF FAIRHAVEN NURSING CENTER | FAIRHAVEN | 1 | In adherence | NA | 28 |
| | | 2 | In adherence | NA | 26 |
| ROYAL WOOD MILL CENTER | LAWRENCE | 1 | Not in adherence | Core Competencies | 24 |
| | | 2 | In adherence | NA | 28 |
| | | 4 | Not in adherence | Core Competencies | 25 |
| SACHEM CENTER FOR HEALTH & REHABILITATION | EAST BRIDGEWATER | 1 | In adherence | NA | 26 |
| | | 2 | In adherence | NA | 28 |
| | | 3 | In adherence | NA | 27 |
| | | 4 | In adherence | NA | 28 |
| SACRED HEART NURSING HOME | NEW BEDFORD | 1 | In adherence | NA | 27 |
| | | 2 | In adherence | NA | 28 |
| SALEM REHAB CENTER | SALEM | 1 | In adherence | NA | 28 |
| | | 2 | In adherence | NA | 28 |
| | | 3 | In adherence | NA | 28 |
| | | 4 | Not in adherence | Core Competencies | 27 |
| SANCTA MARIA NURSING FACILITY | CAMBRIDGE | 1 | In adherence | NA | 28 |
| | | 3 | In adherence | NA | 28 |
| SARAH BRAYTON NURSING CARE CTR | FALL RIVER | 1 | In adherence | NA | 28 |
| | | 3 | Not in adherence | Core Competencies | 25 |

Each facility is subject to at least two infection control audits over the months of May and June 2020; facilities are audited more frequently if they (1) are found to be "Not in Adherence" or "In Adherence but Warrants Reinspection" in a given audit, (2) have historic infection control or quality issues, and/or (3) are randomly selected for an audit

* Facility refused entry of EOHHS employees or contractors, or did not fully cooperate or comply with an audit

Nursing Facility Audit Survey Results
 Audit Periods 1, 2, 3, & 4, Date of Audit through 6/26/2020

| Facility Name | City/Town | Audit Period | Overall Audit Determination | Reason For Non Adherence | Score |
|---|-------------|--------------|-----------------------------|--------------------------|-------|
| SARAH BRAYTON NURSING CARE CTR | FALL RIVER | 4 | In adherence | NA | 28 |
| SAUGUS REHAB AND NURSING | SAUGUS | 1 | Not in adherence | Core Competencies | 21 |
| | | 2 | In adherence | NA | 25 |
| | | 4 | In adherence | NA | 26 |
| SAVOY NURSING & REHAB CTR | NEW BEDFORD | 1 | In adherence | NA | 25 |
| | | 2 | In adherence | NA | 27 |
| | | 3 | In adherence | NA | 27 |
| | | 4 | In adherence | NA | 27 |
| SEA VIEW CONVALESCENT AND NURSING HOME* | ROWLEY | 1 | Not in adherence | Core Competencies | 25 |
| SEACOAST NURSING & REHABILITATION CENTER INC | GLOUCESTER | 1 | In adherence | NA | 27 |
| | | 3 | In adherence | NA | 28 |
| SERENITY HILL NURSING CENTER | WRENTHAM | 1 | In adherence | NA | 27 |
| | | 2 | In adherence | NA | 27 |
| SEVEN HILLS PEDIATRIC CENTER | GROTON | 1 | In adherence | NA | 28 |
| | | 3 | In adherence | NA | 28 |
| SHERRILL HOUSE | BOSTON | 1 | In adherence | NA | 28 |
| | | 3 | In adherence | NA | 28 |
| SHREWSBURY NURSING & REHABILITATION CENTER | SHREWSBURY | 1 | Not in adherence | Core Competencies | 21 |
| | | 2 | In adherence | NA | 27 |
| | | 4 | In adherence | NA | 28 |
| SIPPICAN HEALTHCARE CENTER | MARION | 1 | In adherence | NA | 27 |
| | | 3 | In adherence | NA | 28 |
| SIXTEEN ACRES HEALTHCARE CENTER | SPRINGFIELD | 1 | In adherence | NA | 27 |
| | | 2 | In adherence | NA | 28 |
| SKILLED NURSING FACILITY AT NORTH HILL (THE) | NEEDHAM | 1 | In adherence | NA | 28 |
| | | 3 | In adherence | NA | 28 |
| SOMERSET RIDGE CENTER | SOMERSET | 1 | In adherence | NA | 28 |
| | | 2 | In adherence | NA | 28 |
| SOUTH COVE MANOR NURSING & REHABILITATION CENTER | QUINCY | 1 | In adherence | NA | 28 |
| | | 2 | In adherence | NA | 28 |
| | | 3 | In adherence | NA | 28 |
| | | 4 | In adherence | NA | 28 |
| SOUTH DENNIS HEALTHCARE | DENNIS | 1 | Not in adherence | Core Competencies | 25 |
| | | 2 | Not in adherence | Core Competencies | 25 |
| | | 3 | In adherence | NA | 27 |

Each facility is subject to at least two infection control audits over the months of May and June 2020; facilities are audited more frequently if they (1) are found to be "Not in Adherence" or "In Adherence but Warrants Reinspection" in a given audit, (2) have historic infection control or quality issues, and/or (3) are randomly selected for an audit

* Facility refused entry of EOHHS employees or contractors, or did not fully cooperate or comply with an audit

Nursing Facility Audit Survey Results
 Audit Periods 1, 2, 3, & 4, Date of Audit through 6/26/2020

| Facility Name | City/Town | Audit Period | Overall Audit Determination | Reason For Non Adherence | Score |
|--|-------------|--------------|-----------------------------|--------------------------|-------|
| SOUTH DENNIS HEALTHCARE | DENNIS | 4 | In adherence | NA | 28 |
| SOUTHBRIDGE REHABILITATION & HEALTH CARE CENTER | SOUTHBRIDGE | 1 | Not in adherence | Core Competencies | 27 |
| | | 2 | In adherence | NA | 28 |
| | | 4 | In adherence | NA | 28 |
| SOUTHEAST HEALTH CARE CENTER | EASTON | 1 | Not in adherence | Core Competencies | 27 |
| | | 2 | In adherence | NA | 28 |
| | | 4 | In adherence | NA | 28 |
| SOUTHPOINTE REHAB CENTER | FALL RIVER | 1 | In adherence | NA | 28 |
| | | 3 | In adherence | NA | 28 |
| SOUTHSHORE HEALTH CARE CENTER | ROCKLAND | 1 | In adherence | NA | 27 |
| | | 3 | In adherence | NA | 28 |
| SOUTHWOOD AT NORWELL NURSING CTR | NORWELL | 1 | In adherence | NA | 25 |
| | | 3 | In adherence | NA | 27 |
| SPAULDING NURSING & THERAPY CENTER - BRIGHTON | BOSTON | 1 | In adherence | NA | 27 |
| | | 3 | In adherence | NA | 28 |
| SPRINGSIDE REHABILITATION AND SKILLED CARE CENTER | PITTSFIELD | 1 | In adherence | NA | 28 |
| | | 3 | In adherence | NA | 28 |
| ST CAMILLUS HEALTH CENTER | NORTHBRIDGE | 1 | Not in adherence | Core Competencies | 27 |
| | | 2 | In adherence | NA | 28 |
| | | 4 | In adherence | NA | 28 |
| ST FRANCIS REHABILITATION & NURSING CENTER | WORCESTER | 1 | Not in adherence | Core Competencies | 27 |
| | | 2 | In adherence | NA | 27 |
| | | 4 | Not in adherence | Core Competencies | 27 |
| ST JOSEPH MANOR HEALTH CARE INC | BROCKTON | 1 | In adherence | NA | 27 |
| | | 3 | In adherence | NA | 28 |
| ST JOSEPH REHAB & NURSING CARE CENTER | BOSTON | 1 | In adherence | NA | 27 |
| | | 3 | Not in adherence | Core Competencies | 24 |
| | | 4 | In adherence | NA | 27 |
| ST MARY HEALTH CARE CENTER | WORCESTER | 1 | In adherence | NA | 28 |
| | | 3 | In adherence | NA | 28 |
| ST PATRICK'S MANOR | FRAMINGHAM | 1 | Not in adherence | Core Competencies | 25 |
| | | 2 | In adherence | NA | 26 |
| | | 3 | In adherence | NA | 27 |
| | | 4 | In adherence | NA | 27 |
| STERLING VILLAGE | STERLING | 1 | In adherence | NA | 27 |

Each facility is subject to at least two infection control audits over the months of May and June 2020; facilities are audited more frequently if they (1) are found to be "Not in Adherence" or "In Adherence but Warrants Reinspection" in a given audit, (2) have historic infection control or quality issues, and/or (3) are randomly selected for an audit

* Facility refused entry of EOHHS employees or contractors, or did not fully cooperate or comply with an audit

Nursing Facility Audit Survey Results
 Audit Periods 1, 2, 3, & 4, Date of Audit through 6/26/2020

| Facility Name | City/Town | Audit Period | Overall Audit Determination | Reason For Non Adherence | Score |
|---|------------------|--------------|-------------------------------------|-----------------------------------|-------|
| STERLING VILLAGE | STERLING | 2 | Not in adherence | Core Competencies | 25 |
| | | 3 | In adherence | NA | 27 |
| STONE REHABILITATION AND SENIOR LIVING | NEWTON | 1 | In adherence | NA | 28 |
| | | 2 | In adherence | NA | 28 |
| | | 3 | In adherence | NA | 28 |
| | | 4 | In adherence | NA | 27 |
| STONEHEDGE HEALTH CARE CENTER | BOSTON | 1 | In adherence | NA | 28 |
| | | 2 | In adherence | NA | 28 |
| | | 3 | In adherence | NA | 28 |
| | | 4 | In adherence | NA | 28 |
| SUDBURY PINES EXTENDED CARE | SUDBURY | 1 | In adherence | NA | 27 |
| | | 3 | Not in adherence | Core Competencies | 26 |
| | | 4 | Not in adherence | Core Competencies | 26 |
| SUNNY ACRES NURSING HOME | CHELMSFORD | 1 | Not in adherence | Core Competencies | 25 |
| | | 2 | In adherence | NA | 28 |
| | | 3 | In adherence | NA | 28 |
| | | 4 | In adherence | NA | 28 |
| SUTTON HILL CENTER | NORTH ANDOVER | 1 | Not in adherence | Core Competencies | 25 |
| | | 2 | In adherence | NA | 28 |
| | | 4 | In adherence | NA | 27 |
| SWEET BROOK OF WILLIAMSTOWN REHABILITATION & N CTR | WILLIAMSTOWN | 1 | In adherence | NA | 28 |
| | | 2 | In adherence | NA | 28 |
| | | 3 | In adherence | NA | 27 |
| | | 4 | In adherence | NA | 27 |
| THOMAS UPHAM HOUSE | MEDFIELD | 1 | In adherence | NA | 28 |
| | | 2 | In adherence | NA | 28 |
| TIMBERLYN HEIGHTS NURSING AND REHABILITATION | GREAT BARRINGTON | 1 | In adherence | NA | 28 |
| | | 2 | In adherence | NA | 28 |
| TIMOTHY DANIELS HOUSE | HOLLISTON | 1 | In adherence | NA | 28 |
| | | 3 | In adherence | NA | 28 |
| TOWN AND COUNTRY HEALTH CARE CENTER | LOWELL | 1 | Not in adherence | Core Competencies and Total Score | 18 |
| | | 2 | In adherence but warrants reinspe.. | NA | 23 |
| | | 3 | Not in adherence | Core Competencies | 22 |
| | | 4 | Not in adherence | Core Competencies | 24 |
| TREMONT HEALTH CARE CENTER | WAREHAM | 1 | Not in adherence | Core Competencies | 25 |

Each facility is subject to at least two infection control audits over the months of May and June 2020; facilities are audited more frequently if they (1) are found to be "Not in Adherence" or "In Adherence but Warrants Reinspection" in a given audit, (2) have historic infection control or quality issues, and/or (3) are randomly selected for an audit

* Facility refused entry of EOHHS employees or contractors, or did not fully cooperate or comply with an audit

Nursing Facility Audit Survey Results
 Audit Periods 1, 2, 3, & 4, Date of Audit through 6/26/2020

| Facility Name | City/Town | Audit Period | Overall Audit Determination | Reason For Non Adherence | Score |
|---|--------------|--------------|-----------------------------|-----------------------------------|-------|
| TREMONT HEALTH CARE CENTER | WAREHAM | 2 | In adherence | NA | 28 |
| | | 3 | In adherence | NA | 26 |
| | | 4 | In adherence | NA | 27 |
| TWIN OAKS REHAB AND NURSING | DANVERS | 1 | Not in adherence | Core Competencies and Total Score | 19 |
| | | 2 | In adherence | NA | 28 |
| | | 4 | In adherence | NA | 28 |
| VERO HEALTH & REHAB OF HAMPDEN | HAMPDEN | 1 | In adherence | NA | 28 |
| | | 2 | In adherence | NA | 25 |
| VERO HEALTH & REHAB OF SOUTH HADLEY | SOUTH HADLEY | 1 | In adherence | NA | 28 |
| | | 2 | In adherence | NA | 26 |
| VERO HEALTH & REHAB OF WILBRAHAM | WILBRAHAM | 1 | In adherence | NA | 26 |
| | | 3 | In adherence | NA | 28 |
| VICTORIA HAVEN NURSING FACILITY | NORWOOD | 1 | In adherence | NA | 27 |
| | | 2 | Not in adherence | Core Competencies | 25 |
| | | 3 | In adherence | NA | 27 |
| WACHUSETT MANOR | GARDNER | 1 | Not in adherence | Core Competencies | 27 |
| | | 2 | In adherence | NA | 28 |
| | | 4 | In adherence | NA | 27 |
| WAKEFIELD CENTER | WAKEFIELD | 1 | In adherence | NA | 28 |
| | | 2 | In adherence | NA | 27 |
| | | 3 | In adherence | NA | 28 |
| | | 4 | In adherence | NA | 28 |
| WALPOLE HEALTHCARE | WALPOLE | 1 | In adherence | NA | 27 |
| | | 3 | In adherence | NA | 28 |
| WAREHAM HEALTHCARE | WAREHAM | 1 | In adherence | NA | 26 |
| | | 2 | In adherence | NA | 27 |
| | | 3 | In adherence | NA | 27 |
| | | 4 | Not in adherence | Core Competencies | 24 |
| WATERTOWN HEALTH CENTER | WATERTOWN | 1 | In adherence | NA | 25 |
| | | 2 | In adherence | NA | 26 |
| | | 3 | In adherence | NA | 28 |
| | | 4 | In adherence | NA | 28 |
| WATERVIEW LODGE LLC, REHABILITATION & HEALTHCARE | ASHLAND | 1 | Not in adherence | Core Competencies | 21 |
| | | 2 | Not in adherence | Core Competencies | 24 |
| | | 3 | In adherence | NA | 28 |

Each facility is subject to at least two infection control audits over the months of May and June 2020; facilities are audited more frequently if they (1) are found to be "Not in Adherence" or "In Adherence but Warrants Reinspection" in a given audit, (2) have historic infection control or quality issues, and/or (3) are randomly selected for an audit

* Facility refused entry of EOHHS employees or contractors, or did not fully cooperate or comply with an audit

Nursing Facility Audit Survey Results
 Audit Periods 1, 2, 3, & 4, Date of Audit through 6/26/2020

| Facility Name | City/Town | Audit Period | Overall Audit Determination | Reason For Non Adherence | Score |
|--|-------------|--------------|-----------------------------|-----------------------------------|-------|
| WEBSTER MANOR REHABILITATION & HEALTH CARE CENTER | WEBSTER | 1 | In adherence | NA | 28 |
| | | 3 | In adherence | NA | 28 |
| WEBSTER PARK REHABILITATION AND HEALTHCARE CENTER | ROCKLAND | 1 | In adherence | NA | 27 |
| | | 3 | In adherence | NA | 28 |
| WEDGEMERE HEALTHCARE | TAUNTON | 1 | In adherence | NA | 25 |
| | | 3 | In adherence | NA | 28 |
| WEST NEWTON HEALTHCARE | NEWTON | 1 | Not in adherence | Core Competencies | 25 |
| | | 2 | In adherence | NA | 27 |
| | | 4 | In adherence | NA | 27 |
| WEST REVERE HEALTH CENTER | REVERE | 1 | Not in adherence | Core Competencies | 24 |
| | | 2 | Not in adherence | Core Competencies | 22 |
| | | 3 | In adherence | NA | 28 |
| WEST ROXBURY HEALTH & REHABILITATION CENTER | BOSTON | 1 | Not in adherence | Core Competencies | 26 |
| | | 2 | In adherence | NA | 27 |
| | | 4 | In adherence | NA | 28 |
| WEST SIDE HOUSE LTC FACILITY | WORCESTER | 1 | Not in adherence | Core Competencies and Total Score | 18 |
| | | 2 | In adherence | NA | 25 |
| | | 3 | In adherence | NA | 27 |
| | | 4 | In adherence | NA | 28 |
| WESTBOROUGH HEALTHCARE | WESTBOROUGH | 1 | Not in adherence | Core Competencies | 24 |
| | | 2 | In adherence | NA | 28 |
| | | 3 | In adherence | NA | 28 |
| | | 4 | In adherence | NA | 28 |
| WESTFIELD CENTER | WESTFIELD | 1 | In adherence | NA | 27 |
| | | 3 | In adherence | NA | 28 |
| WESTFIELD GARDENS NURSING AND REHAB | WESTFIELD | 1 | Not in adherence | Core Competencies | 23 |
| | | 2 | In adherence | NA | 27 |
| | | 3 | In adherence | NA | 27 |
| | | 4 | In adherence | NA | 28 |
| WESTFORD HOUSE | WESTFORD | 1 | In adherence | NA | 27 |
| | | 2 | In adherence | NA | 28 |
| | | 4 | In adherence | NA | 28 |
| WHITTIER BRADFORD TRANSITIONAL CARE UNIT | HAVERHILL | 1 | In adherence | NA | 28 |
| | | 3 | In adherence | NA | 28 |
| WHITTIER WESTBOROUGH TRANSITIONAL CARE UNIT | WESTBOROUGH | 1 | In adherence | NA | 26 |

Each facility is subject to at least two infection control audits over the months of May and June 2020; facilities are audited more frequently if they (1) are found to be "Not in Adherence" or "In Adherence but Warrants Reinspection" in a given audit, (2) have historic infection control or quality issues, and/or (3) are randomly selected for an audit

* Facility refused entry of EOHHS employees or contractors, or did not fully cooperate or comply with an audit

Nursing Facility Audit Survey Results
 Audit Periods 1, 2, 3, & 4, Date of Audit through 6/26/2020

| Facility Name | City/Town | Audit Period | Overall Audit Determination | Reason For Non Adherence | Score |
|--|--------------|--------------|-----------------------------|-----------------------------------|-------|
| WHITTIER WESTBOROUGH TRANSITIONAL CARE UNIT | WESTBOROUGH | 2 | Not in adherence | Core Competencies | 27 |
| | | 3 | In adherence | NA | 28 |
| WILLIAMSTOWN COMMONS NURSING & REHAB | WILLIAMSTOWN | 1 | Not in adherence | Core Competencies | 27 |
| | | 2 | In adherence | NA | 28 |
| | | 4 | In adherence | NA | 28 |
| WILLIMANSETT CENTER EAST | CHICOPEE | 1 | In adherence | NA | 27 |
| | | 3 | In adherence | NA | 28 |
| WILLIMANSETT CENTER WEST | CHICOPEE | 1 | In adherence | NA | 27 |
| | | 2 | In adherence | NA | 28 |
| | | 3 | In adherence | NA | 28 |
| | | 4 | In adherence | NA | 28 |
| WILLOW MANOR | LOWELL | 1 | Not in adherence | Core Competencies | 26 |
| | | 2 | In adherence | NA | 27 |
| | | 4 | In adherence | NA | 27 |
| WILMINGTON REHAB CENTER | WILMINGTON | 1 | In adherence | NA | 28 |
| | | 2 | In adherence | NA | 27 |
| | | 3 | In adherence | NA | 28 |
| | | 4 | In adherence | NA | 28 |
| WINCHESTER NURSING CENTER, INC | WINCHESTER | 1 | In adherence | NA | 28 |
| | | 3 | In adherence | NA | 28 |
| WINDEMERE NURSING & REHAB CTR ON MARTHAS VINEYARD | OAK BLUFFS | 1 | In adherence | NA | 26 |
| | | 3 | In adherence | NA | 28 |
| WINDSOR NURSING & RETIREMENT HOME | YARMOUTH | 1 | Not in adherence | Core Competencies | 25 |
| | | 2 | In adherence | NA | 28 |
| | | 4 | In adherence | NA | 27 |
| WINGATE AT CHESTNUT HILL | BROOKLINE | 1 | In adherence | NA | 28 |
| | | 3 | In adherence | NA | 28 |
| WINGATE AT HARWICH | HARWICH | 1 | In adherence | NA | 27 |
| | | 3 | Not in adherence | Core Competencies | 26 |
| | | 4 | In adherence | NA | 28 |
| WINGATE AT HAVERHILL | HAVERHILL | 1 | Not in adherence | Core Competencies and Total Score | 17 |
| | | 2 | Not in adherence | Core Competencies | 27 |
| | | 3 | In adherence | NA | 28 |
| WINGATE AT NEEDHAM | NEEDHAM | 1 | Not in adherence | Core Competencies | 23 |
| | | 2 | Not in adherence | Core Competencies | 25 |

Each facility is subject to at least two infection control audits over the months of May and June 2020; facilities are audited more frequently if they (1) are found to be "Not in Adherence" or "In Adherence but Warrants Reinspection" in a given audit, (2) have historic infection control or quality issues, and/or (3) are randomly selected for an audit

* Facility refused entry of EOHHS employees or contractors, or did not fully cooperate or comply with an audit

Nursing Facility Audit Survey Results
 Audit Periods 1, 2, 3, & 4, Date of Audit through 6/26/2020

| Facility Name | City/Town | Audit Period | Overall Audit Determination | Reason For Non Adherence | Score |
|--|-----------|--------------|-----------------------------|-----------------------------------|-------|
| WINGATE AT NEEDHAM | NEEDHAM | 3 | In adherence | NA | 28 |
| | | 4 | In adherence | NA | 27 |
| WINGATE AT NORTON | NORTON | 1 | In adherence | NA | 28 |
| | | 2 | In adherence | NA | 28 |
| WINGATE AT SHARON | SHARON | 1 | Not in adherence | Core Competencies | 23 |
| | | 2 | In adherence | NA | 28 |
| | | 4 | In adherence | NA | 28 |
| WINGATE AT SILVER LAKE | KINGSTON | 1 | In adherence | NA | 27 |
| | | 2 | Not in adherence | Core Competencies | 26 |
| | | 3 | In adherence | NA | 28 |
| WINGATE AT WESTON | WESTON | 1 | Not in adherence | Core Competencies and Total Score | 15 |
| | | 2 | Not in adherence | Core Competencies | 26 |
| | | 3 | In adherence | NA | 28 |
| | | 4 | In adherence | NA | 28 |
| WOBURN NURSING CENTER, INC | WOBURN | 1 | Not in adherence | Core Competencies and Total Score | 17 |
| | | 2 | Not in adherence | Core Competencies | 23 |
| | | 3 | In adherence | NA | 27 |
| WORCESTER HEALTH CENTER | WORCESTER | 1 | Not in adherence | Core Competencies and Total Score | 18 |
| | | 2 | In adherence | NA | 27 |
| | | 3 | In adherence | NA | 28 |
| | | 4 | In adherence | NA | 28 |
| WORCESTER REHABILITATION & HEALTH CARE CENTER | WORCESTER | 1 | Not in adherence | Core Competencies | 25 |
| | | 2 | In adherence | NA | 28 |
| | | 3 | In adherence | NA | 28 |
| | | 4 | In adherence | NA | 28 |

Each facility is subject to at least two infection control audits over the months of May and June 2020; facilities are audited more frequently if they (1) are found to be "Not in Adherence" or "In Adherence but Warrants Reinspection" in a given audit, (2) have historic infection control or quality issues, and/or (3) are randomly selected for an audit

* Facility refused entry of EOHHS employees or contractors, or did not fully cooperate or comply with an audit



Massachusetts Department of Public Health COVID-19 Dashboard - Wednesday, July 08, 2020

COVID Cases in Assisted Living Residences (1/5)

Data collected as of 7/8/2020 8:00am

| Facility | County | Maximum Capacity | Number of Confirmed Cases* |
|--|-------------------|------------------|----------------------------|
| Adelaide of Newton Centre | Middlesex County | 61 | 1-10 |
| All American Assisted Living at Hanson | Plymouth County | 96 | >30 |
| All American Assisted Living at Raynham | Bristol County | 112 | 1-10 |
| All American Assisted Living at Wareham | Plymouth County | 112 | 1-10 |
| All American Assisted Living at Wrentham | Norfolk County | 122 | 11-30 |
| Allerton House at Central Park | Norfolk County | 109 | 0 |
| Allerton House at Harbor Park | Plymouth County | 78 | 1-10 |
| Allerton House at Proprietors Green | Plymouth County | 110 | 1-10 |
| Allerton House at The Village at Duxbury | Plymouth County | 36 | 11-30 |
| American Inn at Sawmill Park | Hampden County | 18 | 0 |
| Armbrook Assisted Living | Hampden County | 84 | >30 |
| Artis Senior Living of Lexington | Middlesex County | 72 | 0 |
| Artis Senior Living of Reading | Middlesex County | 64 | 1-10 |
| Ashland Farms at North Andover | Essex County | 101 | 1-10 |
| Assisted Living Center of Salisbury | Essex County | 30 | 0 |
| Atria Draper Place | Worcester County | 70 | 1-10 |
| Atria Fairhaven | Bristol County | 91 | 11-30 |
| Atria Longmeadow Place | Middlesex County | 114 | 11-30 |
| Atria Maplewood Place | Middlesex County | 105 | 1-10 |
| Atria Marina Place | Norfolk County | 130 | 1-10 |
| Atria Marland Place | Essex County | 136 | 1-10 |
| Atria Merrimack Place | Essex County | 139 | 11-30 |
| Atria Woodbriar Park | Barnstable County | 108 | 0 |
| Atria Woodbriar Place | Barnstable County | 149 | 1-10 |
| Atrium at Cardinal Drive | Hampden County | 56 | 0 |
| Atrium at Drum Hill | Middlesex County | 56 | 0 |
| Atrium at Faxon Woods | Norfolk County | 60 | 11-30 |
| Atrium at Veronica Drive | Essex County | 62 | 11-30 |
| Autumn Glen at Dartmouth | Bristol County | 87 | 11-30 |
| Avita of Needham | Norfolk County | 70 | 11-30 |

| Facility | County | Maximum Capacity | Number of Confirmed Cases* |
|---|-------------------|------------------|----------------------------|
| Avita of Newburyport | Essex County | 76 | 0 |
| Bayberry at Emerald Court | Middlesex County | 119 | 1-10 |
| Benchmark Senior Living at Clapboardtree | Norfolk County | 115 | 11-30 |
| Benchmark Senior Living at Forge Hill | Norfolk County | 109 | 1-10 |
| Benchmark Senior Living at Robbins Brook | Middlesex County | 89 | 11-30 |
| Benchmark Senior Living at The Commons in Lincoln | Middlesex County | 81 | 11-30 |
| Benchmark Senior Living at Woburn | Middlesex County | 97 | 11-30 |
| Bertram House of Swampscott | Essex County | 70 | 1-10 |
| Bethany Homes - Merrivista | Essex County | 33 | 0 |
| Billerica Crossings | Middlesex County | 78 | 1-10 |
| Blaire House at Tewksbury Assisted Living | Middlesex County | 35 | 1-10 |
| Blaire House of Milford | Worcester County | 50 | 1-10 |
| Bridges by EPOCH at Andover | Essex County | 72 | 1-10 |
| Bridges by EPOCH at Hingham | Plymouth County | 54 | 1-10 |
| Bridges by EPOCH at Mashpee | Barnstable County | 60 | 0 |
| Bridges by EPOCH at Pembroke | Plymouth County | 54 | 11-30 |
| Bridges by EPOCH at Sudbury | Middlesex County | 54 | >30 |
| Bridges by EPOCH at Westford | Middlesex County | 56 | 11-30 |
| Bridges by EPOCH at Westwood | Norfolk County | 72 | 11-30 |
| Brigham House | Middlesex County | 62 | 1-10 |
| Brightview Arlington | Middlesex County | 93 | 11-30 |
| Brightview Canton | Norfolk County | 69 | 11-30 |
| Brightview Concord River | Middlesex County | 93 | 1-10 |
| Brightview Danvers | Essex County | 84 | 11-30 |
| Brightview of North Andover | Essex County | 123 | >30 |
| Brightview Wakefield | Middlesex County | 117 | 1-10 |
| Broadview | Worcester County | 63 | 11-30 |
| Brookdale Attleboro | Bristol County | 151 | 1-10 |
| Brookdale Cape Cod | Barnstable County | 118 | 11-30 |
| Brookdale Cushing Park | Middlesex County | 116 | 11-30 |

Data Source: Self-Reported Data from ALRs to Office of Elder Affairs; * Includes staff and residents; Note: This list includes all Assisted Living Residences and their reported COVID-19 cases to date (staff and residents). The number of cases for a facility relies on the amount of testing conducted; facilities not included on this may have COVID-19 cases that have not yet been identified. Some facilities have tested some or all residents only; some have also tested staff. A low number of cases may reflect that not all residents and staff have not been tested, not necessarily low prevalence



Massachusetts Department of Public Health COVID-19 Dashboard - Wednesday, July 08, 2020

COVID Cases in Assisted Living Residences (2/5)

Data collected as of 7/8/2020 8:00am

| Facility | County | Maximum Capacity | Number of Confirmed Cases* |
|--|-------------------|------------------|----------------------------|
| Brookdale Eddy Pond East | Worcester County | 80 | 1-10 |
| Brookdale Eddy Pond West | Worcester County | 111 | 1-10 |
| Brookdale Quincy Bay | Norfolk County | 150 | 1-10 |
| Brookside at Regency | Barnstable County | 31 | 0 |
| Cadbury Commons | Middlesex County | 80 | >30 |
| Cambridge Homes | Middlesex County | 44 | 1-10 |
| Cape Cod Senior Residences at Pocasset | Barnstable County | 60 | 11-30 |
| Carmel Terrace | Middlesex County | 76 | 1-10 |
| Carriage House at Lee's Farm | Middlesex County | 63 | 11-30 |
| Chelmsford Crossings | Middlesex County | 74 | 0 |
| Chestnut Knoll at Glenmeadow | Hampden County | 34 | 1-10 |
| Chestnut Park at Cleveland Circle | Suffolk County | 88 | 11-30 |
| Christopher Heights of Attleboro | Bristol County | 81 | 11-30 |
| Christopher Heights of Belchertown | Hampshire County | 95 | 1-10 |
| Christopher Heights of Marlborough | Middlesex County | 95 | 1-10 |
| Christopher Heights of Northampton | Hampshire County | 97 | 0 |
| Christopher Heights of Webster | Worcester County | 83 | 0 |
| Christopher Heights of Worcester | Worcester County | 80 | 11-30 |
| Clifton Assisted Living Community | Bristol County | 66 | 1-10 |
| Cohen Florence Levine Estates | Suffolk County | 69 | 1-10 |
| Coleman House | Worcester County | 22 | 1-10 |
| Compass on the Bay | Suffolk County | 55 | >30 |
| Concord Park | Middlesex County | 86 | 1-10 |
| Connemara Senior Living Campello | Plymouth County | 109 | 1-10 |
| Corcoran House | Worcester County | 42 | 0 |
| Cornerstone at Canton | Norfolk County | 92 | 11-30 |
| Cornerstone at Milford | Worcester County | 90 | 11-30 |
| Country Club Heights | Middlesex County | 107 | >30 |
| Davis Manor | Worcester County | 11 | 0 |
| Decatur House | Barnstable County | 28 | 0 |

| Facility | County | Maximum Capacity | Number of Confirmed Cases* |
|--|-------------------|------------------|----------------------------|
| Du Charme Estates Ltd. | Worcester County | 18 | 1-10 |
| East Village Place | Hampden County | 77 | 11-30 |
| Edelweiss Village | Suffolk County | 65 | 1-10 |
| Elizabeth Calsey House | Essex County | 14 | 11-30 |
| Elizabeth Calsey House at Lions Mouth Road | Essex County | 26 | 11-30 |
| Evans Park at Newton Corner | Middlesex County | 115 | 1-10 |
| Fenno House | Norfolk County | 53 | 0 |
| Fieldstone at The Overlook | Worcester County | 17 | 0 |
| Florence & Chafetz Home for Specialized Care | Suffolk County | 36 | 1-10 |
| Forestdale Park Assisted Living | Middlesex County | 59 | 11-30 |
| Gabriel House of Fall River | Bristol County | 110 | 1-10 |
| Gardens at Newbury Court | Middlesex County | 29 | 1-10 |
| Gery & Emil Eisenberg Residence | Worcester County | 80 | >30 |
| Glen at Grove Manor | Norfolk County | 20 | 1-10 |
| Goddard House | Norfolk County | 119 | 11-30 |
| Golden Pond Assisted Living | Middlesex County | 173 | >30 |
| Grace Morgan House | Essex County | 26 | 0 |
| Grove Manor Estates | Norfolk County | 70 | >30 |
| Hampton Suites at Southgate | Worcester County | 117 | 1-10 |
| Harbor Point at Centerville | Barnstable County | 68 | 11-30 |
| Harriett and Ralph Kaplan Estates | Essex County | 133 | >30 |
| Haverhill Crossings | Essex County | 109 | 11-30 |
| Hearthstone at Choate | Middlesex County | 25 | 11-30 |
| Hearthstone at New Horizons | Middlesex County | 45 | >30 |
| Heights Crossing | Plymouth County | 107 | >30 |
| Henrietta Brewer House | Dukes County | 14 | 0 |
| Heritage at Falmouth | Barnstable County | 56 | 1-10 |
| Heritage at Framingham | Middlesex County | 102 | 1-10 |
| Heritage Woods | Hampden County | 1115 | 1-10 |
| Herrick House | Essex County | 90 | 11-30 |

Data Source: Self-Reported Data from ALRs to Office of Elder Affairs; * Includes staff and residents; Note: This list includes all Assisted Living Residences and their reported COVID-19 cases to date (staff and residents). The number of cases for a facility relies on the amount of testing conducted; facilities not included on this may have COVID-19 cases that have not yet been identified. Some facilities have tested some or all residents only; some have also tested staff. A low number of cases may reflect that not all residents and staff have not been tested, not necessarily low prevalence



Massachusetts Department of Public Health COVID-19 Dashboard - Wednesday, July 08, 2020

COVID Cases in Assisted Living Residences (3/5)

Data collected as of 7/8/2020 8:00am

| Facility | County | Maximum Capacity | Number of Confirmed Cases* |
|-----------------------------------|-------------------|------------------|----------------------------|
| Heywood Wakefield Commons | Worcester County | 80 | 1-10 |
| John Bertram House | Essex County | 27 | 1-10 |
| Keystone Commons | Hampden County | 65 | 0 |
| Keystone Place at Buzzards Bay | Barnstable County | 102 | 0 |
| Landmark at Fall River | Bristol County | 91 | 0 |
| Landmark at Longwood | Suffolk County | 107 | 1-10 |
| Landmark at Monastery Heights | Hampden County | 120 | 11-30 |
| Landmark at Ocean View | Essex County | 91 | >30 |
| Laurel Ridge | Berkshire County | 11 | 0 |
| Laurelwood at The Pinehills | Plymouth County | 83 | 1-10 |
| Laurentide at Mashpee Commons | Barnstable County | 82 | 0 |
| Leominster Crossings | Worcester County | 82 | 1-10 |
| Life Care Center of Stoneham | Middlesex County | 18 | 1-10 |
| Linda Manor Assisted Living | Hampshire County | 92 | 0 |
| Loomis Lakeside at Reeds Landing | Hampden County | 15 | 1-10 |
| Loomis Village | Hampshire County | 21 | 0 |
| Manor on the Hill | Worcester County | 92 | 1-10 |
| Maplewood at Brewster | Barnstable County | 153 | 1-10 |
| Maplewood at Mayflower Place | Barnstable County | 45 | 1-10 |
| Maplewood at Weston | Middlesex County | 130 | 11-30 |
| Marguerite's House | Essex County | 106 | 1-10 |
| Mason Wright Assisted Living | Hampden County | 99 | >30 |
| Methuen Village at Riverwalk Park | Essex County | 95 | 11-30 |
| Mill Hill Residence | Barnstable County | 79 | 0 |
| Nashoba Park | Middlesex County | 73 | 0 |
| Neville Place | Middlesex County | 73 | 1-10 |
| New Horizons at Choate | Middlesex County | 40 | 1-10 |
| New Horizons at Marlborough | Middlesex County | 200 | 1-10 |
| New Pond Village | Norfolk County | 34 | 1-10 |
| NewBridge on the Charles | Norfolk County | 94 | 1-10 |

| Facility | County | Maximum Capacity | Number of Confirmed Cases* |
|---|------------------|------------------|----------------------------|
| Notre Dame du Lac | Worcester County | 166 | >30 |
| Orchard Hill | Middlesex County | 80 | 11-30 |
| Orchard Valley of Wilbraham | Hampden County | 66 | 1-10 |
| Pine Hill at Kimball Farms | Berkshire County | 74 | 0 |
| Plymouth Crossings | Plymouth County | 70 | >30 |
| Prospect House | Suffolk County | 116 | 1-10 |
| Providence House | Suffolk County | 139 | >30 |
| Putnam Farm at Danvers | Essex County | 84 | >30 |
| River Mills Assisted Living at Chicopee Falls | Hampden County | 109 | 0 |
| RiverCourt Residences | Middlesex County | 66 | 11-30 |
| Robbie's Place | Middlesex County | 22 | 1-10 |
| Rockridge Retirement Community | Hampshire County | 68 | 0 |
| Rogerson House | Suffolk County | 68 | 1-10 |
| Rosewood Homestyle Assisted Living | Berkshire County | 28 | 0 |
| Ruggles Assisted Living | Suffolk County | 43 | 1-10 |
| Ruth's House | Hampden County | 82 | 11-30 |
| Sarawood | Hampden County | 28 | 0 |
| Scandinavian Living Center | Middlesex County | 40 | 1-10 |
| Seasons of Danvers | Essex County | 55 | 1-10 |
| Shrewsbury Crossings | Worcester County | 74 | 1-10 |
| Side By Side | Berkshire County | 45 | 0 |
| Side by Side Assisted Living Residence Veterans Annex | Berkshire County | 20 | 0 |
| Springhouse | Suffolk County | 85 | 11-30 |
| Stafford Hill Assisted Living | Plymouth County | 89 | 11-30 |
| Standish Village at Lower Mills | Suffolk County | 108 | >30 |
| Stone Hill at Andover | Essex County | 109 | 1-10 |
| Stonebridge at Burlington | Middlesex County | 119 | 1-10 |
| Sugar Hill | Berkshire County | 49 | 0 |
| Sunny Acres - Legacy Care | Middlesex County | 12 | 1-10 |
| Sunrise at Gardner Park | Essex County | 62 | 1-10 |

Data Source: Self-Reported Data from ALRs to Office of Elder Affairs; * Includes staff and residents; Note: This list includes all Assisted Living Residences and their reported COVID-19 cases to date (staff and residents). The number of cases for a facility relies on the amount of testing conducted; facilities not included on this may have COVID-19 cases that have not yet been identified. Some facilities have tested some or all residents only; some have also tested staff. A low number of cases may reflect that not all residents and staff have not been tested, not necessarily low prevalence



Massachusetts Department of Public Health COVID-19 Dashboard - Wednesday, July 08, 2020

COVID Cases in Assisted Living Residences (4/5)

Data collected as of 7/8/2020 8:00am

| Facility | County | Maximum Capacity | Number of Confirmed Cases* |
|--|------------------|------------------|----------------------------|
| ▲ | | | |
| Sunrise of Arlington | Middlesex County | 95 | >30 |
| Sunrise of Braintree | Norfolk County | 79 | 11-30 |
| Sunrise of Burlington | Middlesex County | 126 | 11-30 |
| Sunrise of Cohasset | Norfolk County | 79 | 1-10 |
| Sunrise of Leominster | Worcester County | 85 | 11-30 |
| Sunrise of Lynnfield | Essex County | 94 | 11-30 |
| Sunrise of Norwood | Norfolk County | 88 | 11-30 |
| Sunrise of Plymouth Beach | Plymouth County | 102 | 0 |
| Sunrise of Wayland | Middlesex County | 74 | 11-30 |
| Sunrise of Weston | Middlesex County | 34 | 1-10 |
| Susan Bailis Assisted Living Community | Suffolk County | 136 | 1-10 |
| Swan Brook | Bristol County | 29 | 1-10 |
| Tatnuck Park at Worcester | Worcester County | 83 | 1-10 |
| The Arbors at Amherst | Hampshire County | 86 | 1-10 |
| The Arbors at Chicopee | Hampden County | 92 | 0 |
| The Arbors at Dracut | Middlesex County | 84 | 1-10 |
| The Arbors at Greenfield | Franklin County | 76 | 0 |
| The Arbors at Stoneham | Middlesex County | 89 | 11-30 |
| The Arbors at Stoughton | Norfolk County | 91 | >30 |
| The Arbors at Taunton | Bristol County | 87 | >30 |
| The Arbors at Westfield | Hampden County | 90 | 11-30 |
| The Assisted Living Residences at Hancock Park | Norfolk County | 42 | 0 |
| The Branches of Framingham | Middlesex County | 104 | 1-10 |
| The Branches of Marlboro | Middlesex County | 104 | 11-30 |
| The Branches of North Attleboro | Bristol County | 104 | 1-10 |
| The Cottages at Dartmouth Village | Bristol County | 94 | 1-10 |
| The Elms at Briarwood | Worcester County | 34 | 0 |
| The Enclave of Franklin | Norfolk County | 96 | 1-10 |
| The Falls at Cordingly Dam | Middlesex County | 93 | >30 |
| The Gables at Winchester | Middlesex County | 141 | 1-10 |

| Facility | County | Maximum Capacity | Number of Confirmed Cases* |
|---------------------------------------|-------------------|------------------|----------------------------|
| ▲ | | | |
| The Gables of Fitchburg | Worcester County | 70 | 1-10 |
| The Inn at Silver Lake | Plymouth County | 93 | 11-30 |
| The Landing at Laurel Lake | Berkshire County | 80 | 0 |
| The Linden at Danvers | Essex County | 116 | 1-10 |
| The Linden at Dedham | Norfolk County | 113 | 1-10 |
| The Parc at Harbor View Senior Living | Suffolk County | 73 | 1-10 |
| The Reserve at East Longmeadow | Hampden County | 126 | 1-10 |
| The Residence at Cedar Dell | Bristol County | 80 | 1-10 |
| The Residence at Five Corners | Bristol County | 90 | 1-10 |
| The Residence at Freeman Lake | Middlesex County | 85 | 1-10 |
| The Residence at Melrose Station | Middlesex County | 92 | 1-10 |
| The Residence at Orchard Grove | Worcester County | 60 | 0 |
| The Residence at Pearl Street | Middlesex County | 89 | >30 |
| The Residence at Riverbend | Essex County | 83 | 1-10 |
| The Residence at Valley Farm | Middlesex County | 82 | 11-30 |
| The Residence at Vinnin Square | Essex County | 88 | 1-10 |
| The Residence at Watertown Square | Middlesex County | 95 | 1-10 |
| The Residences at Sherburne Commons | Nantucket County | 54 | 0 |
| The Rubin Home Assisted Living | Essex County | 16 | 1-10 |
| The Saab Residence | Middlesex County | 62 | 11-30 |
| The Wellington at Springfield | Hampden County | 108 | 0 |
| The Woodlands Inn at Edgewood | Essex County | 40 | 1-10 |
| Thirwood Place | Barnstable County | 95 | 0 |
| Traditions of Dedham | Norfolk County | 96 | 0 |
| Traditions of Wayland | Middlesex County | 81 | 11-30 |
| Victorian Health of Chatham | Barnstable County | 40 | 0 |
| Village at Willow Crossings | Bristol County | 118 | >30 |
| Visiting Nurse Assisted Living | Middlesex County | 97 | 0 |
| Waltham Crossings | Middlesex County | 112 | >30 |
| Waterstone at Wellesley | Norfolk County | 52 | 1-10 |

Data Source: Self-Reported Data from ALRs to Office of Elder Affairs; * Includes staff and residents; Note: This list includes all Assisted Living Residences and their reported COVID-19 cases to date (staff and residents). The number of cases for a facility relies on the amount of testing conducted; facilities not included on this may have COVID-19 cases that have not yet been identified. Some facilities have tested some or all residents only; some have also tested staff. A low number of cases may reflect that not all residents and staff have not been tested, not necessarily low prevalence



Massachusetts Department of Public Health COVID-19 Dashboard - Wednesday, July 08, 2020

COVID Cases in Assisted Living Residences (5/5)

Data collected as of 7/8/2020 8:00am

| Facility | County | Maximum Capacity | Number of Confirmed Cases* |
|--|-------------------|------------------|----------------------------|
| Whaler's Cove | Bristol County | 130 | 1-10 |
| Whitcomb House | Worcester County | 87 | 0 |
| White Oak Cottages | Norfolk County | 24 | 1-10 |
| Whitney Place at Natick | Middlesex County | 106 | 11-30 |
| Whitney Place at Northborough | Worcester County | 83 | 1-10 |
| Whitney Place at Northbridge | Worcester County | 30 | 1-10 |
| Whitney Place at Sharon | Norfolk County | 91 | 11-30 |
| Whitney Place at Westborough | Worcester County | 85 | 0 |
| Whitney Suites at Westborough | Worcester County | 43 | 1-10 |
| Winchester Mount Vernon House | Middlesex County | 17 | 0 |
| Windrose at Weymouth | Norfolk County | 53 | 11-30 |
| Windrose at Woburn | Middlesex County | 33 | 11-30 |
| Windsor Place of Wilmington | Middlesex County | 101 | 11-30 |
| Wingate Residences at Boylston Place | Norfolk County | 48 | 1-10 |
| Wingate Residences at Haverhill | Essex County | 69 | 11-30 |
| Wingate Residences at Melbourne | Berkshire County | 124 | 0 |
| Wingate Residences at Needham | Norfolk County | 101 | > 30 |
| Wingate Residences at Norton | Bristol County | 82 | 1-10 |
| Winter Valley Residences | Norfolk County | 17 | 0 |
| Wood Haven Senior Living | Middlesex County | 58 | 11-30 |
| Woodlands at Pleasant Bay | Barnstable County | 59 | 0 |
| Youville House Assisted Living Residence, Inc. | Middlesex County | 143 | 11-30 |
| Youville Place | Middlesex County | 101 | > 30 |
| Zelma Lacey House | Suffolk County | 83 | 1-10 |

Data Source: Self-Reported Data from ALRs to Office of Elder Affairs; * Includes staff and residents; Note: This list includes all Assisted Living Residences and their reported COVID-19 cases to date (staff and residents). The number of cases for a facility relies on the amount of testing conducted; facilities not included on this may have COVID-19 cases that have not yet been identified. Some facilities have tested some or all residents only; some have also tested staff. A low number of cases may reflect that not all residents and staff have not been tested, not necessarily low prevalence



PPE Distribution by Recipient Type and Geography

Cumulative PPE distribution as of 7/7/2020 at 3:00pm

PPE Distribution Summary - By Entity Type

| Entity | N95s/KN95s | Masks | Gloves | Gowns | Ventilators |
|--|------------------|------------------|------------------|----------------|-------------|
| Community health center | 74,010 | 103,450 | 93,600 | 20,849 | 0 |
| EMS (Private) | 38,500 | 47,900 | 63,600 | 3,548 | 0 |
| Hospital | 251,580 | 234,400 | 237,200 | 58,446 | 679 |
| Local BOH | 16,765 | 53,100 | 80,000 | 1,886 | 0 |
| Local Municipalities (e.g. Fire, Police, Public EMS) | 524,393 | 457,846 | 1,639,407 | 164,202 | 0 |
| Nursing home/Senior living | 394,225 | 904,900 | 1,070,600 | 145,974 | 0 |
| Other (e.g. home and pediatric care) | 325,597 | 1,269,948 | 2,445,342 | 174,034 | 0 |
| Public safety (30-day supply) | 167,325 | 0 | 0 | 0 | 0 |
| State agency | 2,644,745 | 969,686 | 3,293,197 | 122,556 | 0 |
| Total distributions | 4,437,140 | 4,041,230 | 8,922,946 | 691,495 | 679 |

PPE Distribution Summary - By Region

| | | | | | |
|----------------------------|------------------|------------------|------------------|----------------|------------|
| Central Massachusetts | 249,229 | 474,167 | 1,015,450 | 90,249 | 83 |
| Metro Boston | 168,236 | 259,850 | 716,342 | 49,511 | 204 |
| Metro West | 518,680 | 737,682 | 1,246,574 | 160,914 | 136 |
| Northeastern Massachusetts | 202,526 | 392,663 | 731,132 | 51,370 | 117 |
| Southeastern Massachusetts | 388,295 | 713,385 | 1,471,908 | 140,304 | 79 |
| State agency | 2,633,252 | 948,036 | 3,194,097 | 111,648 | 0 |
| Western Massachusetts | 276,922 | 515,447 | 547,443 | 87,499 | 60 |
| Total distributions | 4,437,140 | 4,041,230 | 8,922,946 | 691,495 | 679 |

Note: Total distributions include those from DPH and MEMA. Those state agencies which are not linked to specific geographies are tagged as state agencies. The "other" category includes all entities that cannot be classified as one of the 8 entity types.



PPE Distribution by Recipient Type and Geography

Cumulative PPE distribution as of 7/7/2020 at 3:00pm

| Region | Entity | N95s/KN95s | Masks | Gloves | Gowns | Ventilators | Region | Entity | N95s/KN95s | Masks | Gloves | Gowns | Ventilators |
|-----------------------|--|----------------|----------------|------------------|----------------|-------------|----------------------------|--|----------------|----------------|------------------|----------------|-------------|
| Central Massachusetts | Community health center | 10,900 | 30,350 | 16,800 | 3,198 | 0 | Northeastern Massachusetts | Community health center | 2,640 | 3,300 | 5,000 | 396 | 0 |
| | EMS (Private) | 3,800 | 3,300 | 5,000 | 900 | 0 | | EMS (Private) | 2,000 | 6,900 | 10,200 | 120 | 0 |
| | Hospital | 23,120 | 13,600 | 18,200 | 5,106 | 83 | | Hospital | 29,730 | 32,800 | 11,600 | 2,242 | 117 |
| | Local BOH | 2,060 | 9,000 | 18,000 | 490 | 0 | | Local BOH | 2,720 | 6,000 | 9,200 | 80 | 0 |
| | Local Municipalities (e.g. Fire, Police, Public EMS) | 92,570 | 56,884 | 252,650 | 30,254 | 0 | | Local Municipalities (e.g. Fire, Police, Public EMS) | 48,636 | 56,208 | 277,800 | 15,356 | 0 |
| | Nursing home/Senior living | 56,600 | 141,000 | 128,200 | 23,469 | 0 | | Nursing home/Senior living | 48,965 | 125,900 | 153,600 | 13,236 | 0 |
| | Other (e.g. home and pediatric care) | 43,729 | 215,733 | 576,200 | 26,032 | 0 | | Other (e.g. home and pediatric care) | 35,015 | 161,555 | 263,732 | 19,540 | 0 |
| | Public safety (30-day supply) | 14,450 | 0 | 0 | 0 | 0 | | Public safety (30-day supply) | 32,820 | 0 | 0 | 0 | 0 |
| | State agency | 2,000 | 4,300 | 400 | 800 | 0 | | State agency | 0 | 0 | 0 | 400 | 0 |
| | Total | 249,229 | 474,167 | 1,015,450 | 90,249 | 83 | | Total | 202,526 | 392,663 | 731,132 | 51,370 | 117 |
| Metro Boston | Community health center | 9,960 | 19,200 | 22,900 | 4,230 | 0 | Southeastern Massachusetts | Community health center | 11,150 | 17,400 | 12,400 | 485 | 0 |
| | EMS (Private) | 5,000 | 0 | 0 | 0 | 0 | | EMS (Private) | 3,860 | 6,600 | 12,000 | 186 | 0 |
| | Hospital | 39,110 | 45,500 | 90,900 | 9,580 | 204 | | Hospital | 59,800 | 44,800 | 61,300 | 12,240 | 79 |
| | Local BOH | 3,720 | 1,000 | 6,000 | 300 | 0 | | Local BOH | 3,540 | 8,000 | 27,600 | 556 | 0 |
| | Local Municipalities (e.g. Fire, Police, Public EMS) | 53,151 | 28,200 | 309,120 | 13,670 | 0 | | Local Municipalities (e.g. Fire, Police, Public EMS) | 106,932 | 114,255 | 403,320 | 41,532 | 0 |
| | Nursing home/Senior living | 25,890 | 82,950 | 52,700 | 10,666 | 0 | | Nursing home/Senior living | 92,700 | 191,500 | 295,400 | 33,756 | 0 |
| | Other (e.g. home and pediatric care) | 23,750 | 81,950 | 210,322 | 10,397 | 0 | | Other (e.g. home and pediatric care) | 68,643 | 324,030 | 628,488 | 47,809 | 0 |
| | Public safety (30-day supply) | 6,455 | 0 | 0 | 0 | 0 | | Public safety (30-day supply) | 37,800 | 0 | 0 | 0 | 0 |
| | State agency | 1,200 | 1,050 | 24,400 | 668 | 0 | | State agency | 3,870 | 6,800 | 31,400 | 3,740 | 0 |
| | Total | 168,236 | 259,850 | 716,342 | 49,511 | 204 | | Total | 388,295 | 713,385 | 1,471,908 | 140,304 | 79 |
| Metro West | Community health center | 31,160 | 14,350 | 15,500 | 10,314 | 0 | Western Massachusetts | Community health center | 8,200 | 18,850 | 21,000 | 2,226 | 0 |
| | EMS (Private) | 14,440 | 16,600 | 4,000 | 1,240 | 0 | | EMS (Private) | 9,400 | 14,500 | 32,400 | 1,102 | 0 |
| | Hospital | 63,420 | 33,400 | 55,200 | 19,274 | 136 | | Hospital | 36,400 | 64,300 | 0 | 10,004 | 60 |
| | Local BOH | 1,920 | 17,500 | 14,200 | 160 | 0 | | Local BOH | 2,805 | 11,600 | 5,000 | 300 | 0 |
| | Local Municipalities (e.g. Fire, Police, Public EMS) | 125,071 | 101,102 | 218,324 | 28,908 | 0 | | Local Municipalities (e.g. Fire, Police, Public EMS) | 98,033 | 101,197 | 178,193 | 34,482 | 0 |
| | Nursing home/Senior living | 114,790 | 206,000 | 318,100 | 40,145 | 0 | | Nursing home/Senior living | 55,280 | 157,550 | 122,600 | 24,702 | 0 |
| | Other (e.g. home and pediatric care) | 121,451 | 341,730 | 582,750 | 55,683 | 0 | | Other (e.g. home and pediatric care) | 33,009 | 142,950 | 183,850 | 14,333 | 0 |
| | Public safety (30-day supply) | 42,785 | 0 | 0 | 0 | 0 | | Public safety (30-day supply) | 33,015 | 0 | 0 | 0 | 0 |
| | State agency | 3,643 | 7,000 | 38,500 | 5,190 | 0 | | State agency | 780 | 4,500 | 4,400 | 350 | 0 |
| | Total | 518,680 | 737,682 | 1,246,574 | 160,914 | 136 | | Total | 276,922 | 515,447 | 547,443 | 87,499 | 60 |

Note: Total distributions include those from DPH and MEMA. Those state agencies which are not linked to specific geographies are tagged as state agencies. The "other" category includes all entities that cannot be classified as one of the 8 entity types.



PPE Distribution by Recipient Type and Geography

Cumulative PPE distribution as of 7/7/2020 at 3:00pm

| Region | Entity | N95s/KN95s | Masks | Gloves | Gowns | Ventilators |
|---------------|--|------------------|------------------|------------------|----------------|-------------|
| State agency | Community health center | 0 | 0 | 0 | 0 | 0 |
| | EMS (Private) | 0 | 0 | 0 | 0 | 0 |
| | Hospital | 0 | 0 | 0 | 0 | 0 |
| | Local BOH | 0 | 0 | 0 | 0 | 0 |
| | Local Municipalities (e.g. Fire, Police, Public EMS) | 0 | 0 | 0 | 0 | 0 |
| | Nursing home/Senior living | 0 | 0 | 0 | 0 | 0 |
| | Other (e.g. home and pediatric care) | 0 | 2,000 | 0 | 240 | 0 |
| | Public safety (30-day supply) | 0 | 0 | 0 | 0 | 0 |
| | State agency | 2,633,252 | 946,036 | 3,194,097 | 111,408 | 0 |
| | Total | 2,633,252 | 948,036 | 3,194,097 | 111,648 | 0 |
| Massachusetts | Community health center | 74,010 | 103,450 | 93,600 | 20,849 | 0 |
| | EMS (Private) | 38,500 | 47,900 | 63,600 | 3,548 | 0 |
| | Hospital | 251,580 | 234,400 | 237,200 | 58,446 | 679 |
| | Local BOH | 16,765 | 53,100 | 80,000 | 1,886 | 0 |
| | Local Municipalities (e.g. Fire, Police, Public EMS) | 524,393 | 457,846 | 1,639,407 | 164,202 | 0 |
| | Nursing home/Senior living | 394,225 | 904,900 | 1,070,600 | 145,974 | 0 |
| | Other (e.g. home and pediatric care) | 325,597 | 1,269,948 | 2,445,342 | 174,034 | 0 |
| | Public safety (30-day supply) | 167,325 | 0 | 0 | 0 | 0 |
| | State agency | 2,644,745 | 969,686 | 3,293,197 | 122,556 | 0 |
| | Total | 4,437,140 | 4,041,230 | 8,922,946 | 691,495 | 679 |

Note: Total distributions include those from DPH and MEMA. Those state agencies which are not linked to specific geographies are tagged as state agencies. The "other" category includes all entities that cannot be classified as one of the 8 entity types.