



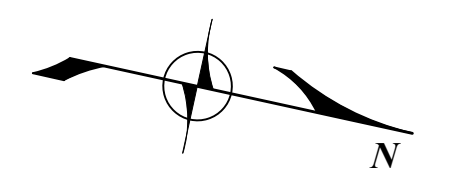


**Wentworth Hall
Library
Expansion**
Washington Street
Islington, MA

OWNER



35 Bryant Street
Dorham, MA 02026
ph 781.326.5400
www.mckayarchitects.net



REV #	DATE	ISSUANCE

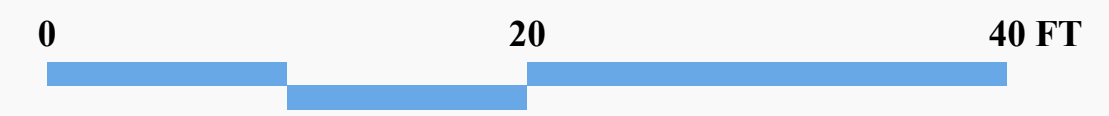
OWNERSHIP & USE OF DOCUMENTS
These drawings and specifications are the property and copyright of McKay Architects and shall not be used in whole or in part, or shall be assigned to a third party without the express written permission of McKay Architects.
Contractor to verify all information and dimensions in the field prior to start of construction and is to notify McKay Architects of any discrepancies

Site Plan

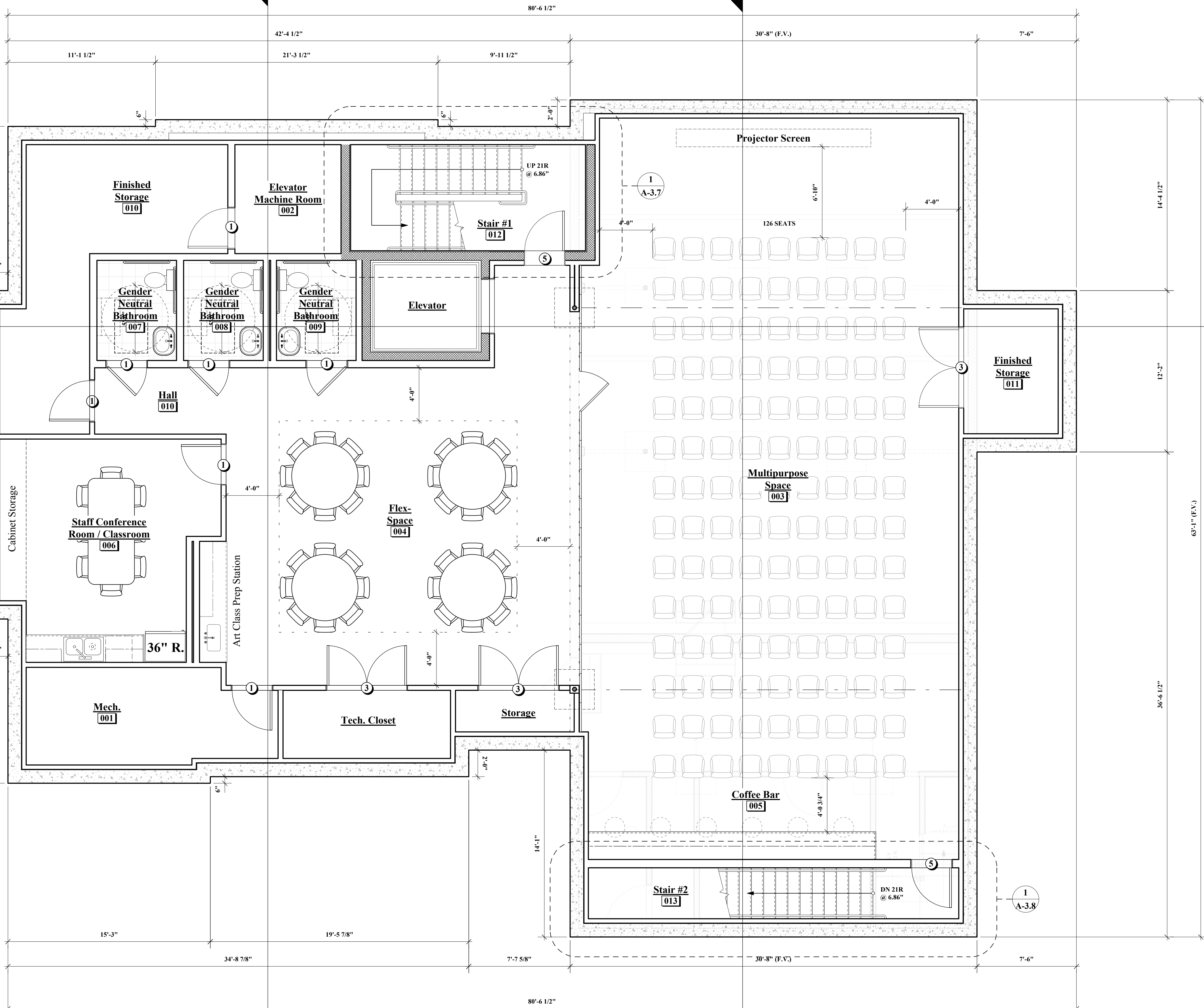
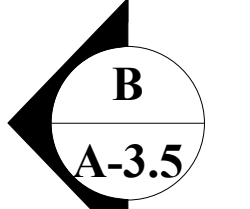
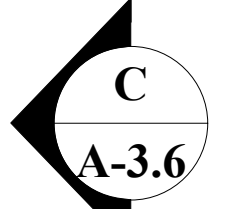
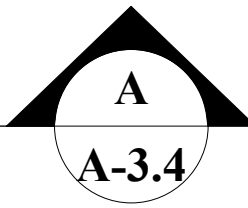
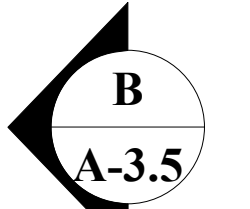
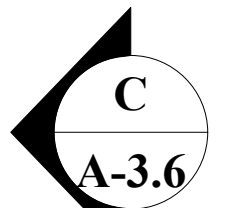
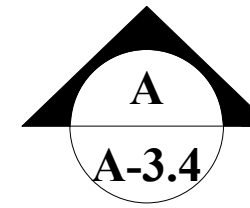
JOB NO	
DATE	05.29.19
DWG BY	RJM
CKD BY	MLM
SCALE	1/8" = 1'-0"

L-1.1

1 Proposed Site Plan
L-1.1 1/8" = 1'-0"



WASHINGTON STREET



1 Proposed Basement Floor Plan
1/4" = 1'-0"

Wentworth Hall Library Expansion


Washington Street
Islington, MA

OWNER



35 Bryant Street
Dorham, MA 02026
ph: 781.326.5400
www.mckayarchitects.net

Layout 1



REV # DATE ISSUANCE

REV #	DATE	ISSUANCE

OWNERSHIP & USE OF DOCUMENTS

These drawings and specifications are the property and copyright of McKay Architects and shall not be used in whole or in part, or shall be assigned to a third party without the express written permission of McKay Architects. Contractor to verify all information and dimensions in the field prior to start of construction and is to notify McKay Architects of any discrepancies.

Proposed Basement Floor Plan

JOB NO.	
DATE	05.29.19
DWG BY	RJM
CKD BY	MLM
SCALE	1/4" = 1'-0"



**Wentworth Hall
Library
Expansion**


Washington Street
Islington, MA

OWNER

mckay
architects

35 Bryant Street
Dorham, MA 02026
ph: 781.326.5400
www.mckayarchitects.net

Layout 2



REV # DATE ISSUANCE

REV #	DATE	ISSUANCE

OWNERSHIP & USE OF DOCUMENTS

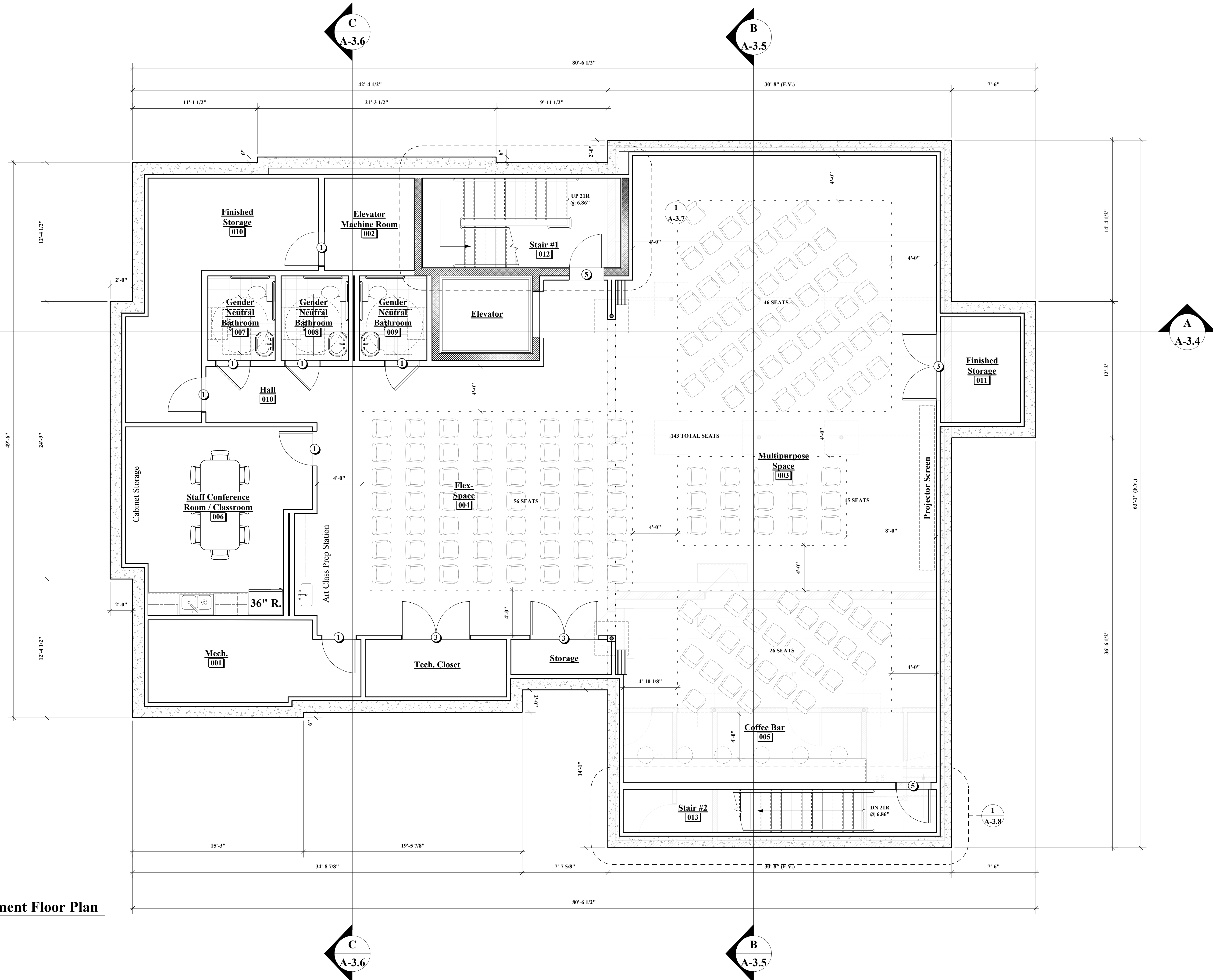
These drawings and specifications are the property and copyright of McKay Architects and shall not be used in whole or in part, or shall be assigned to a third party without the express written permission of McKay Architects.
Contractor to verify all information and dimensions in the field prior to start of construction and is to notify McKay Architects of any discrepancies.

**Proposed Basement
Floor Plan**

JOB NO	
DATE	05.29.19
DWG BY	RJM
CKD BY	MLM
SCALE	1/4" = 1'-0"

A-1.1

1 Proposed Basement Floor Plan
A-1.1 1/4" = 1'-0"




Wentworth Hall
Library
Expansion

Washington Street
Ipsington, MA

OWNER

mckay
architects

35 Bryant Street
Dorham, MA 02026
ph 781.326.5400
www.mckayarchitects.net



REV # DATE ISSUANCE

REV #	DATE	ISSUANCE

OWNERSHIP & USE OF DOCUMENTS

These drawings and specifications are the property and copyright of McKay Architects and shall not be used in whole or in part, or shall be assigned to a third party without the express written permission of McKay Architects.
Contractor to verify all information and dimensions in the field prior to start of construction and is to notify McKay Architects of any discrepancies.

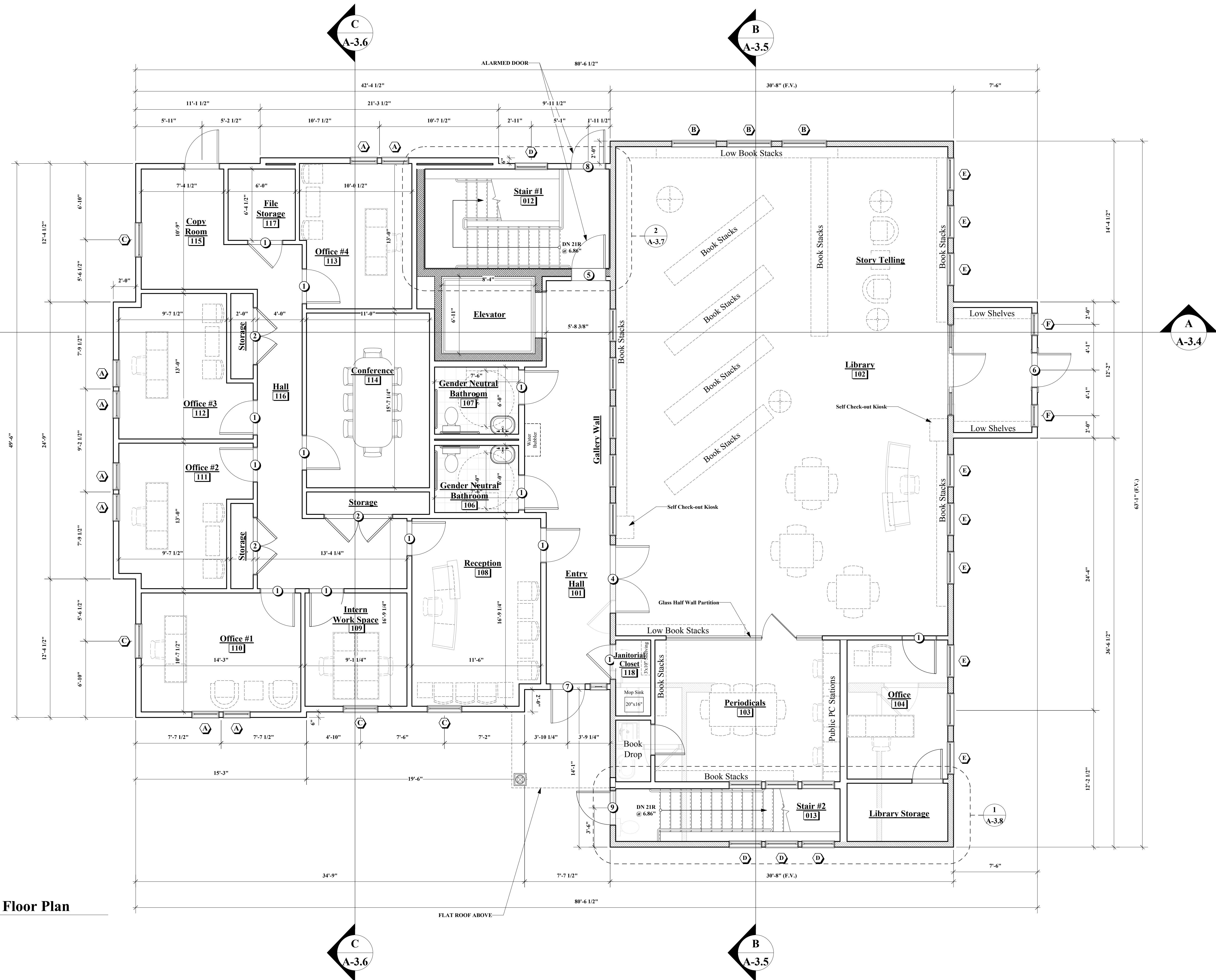
Proposed First
Floor Plan

JOB NO	
DATE	05.29.19
DWG BY	RJM
CKD BY	MLM
SCALE	

A-1.2

1/4" = 1'-0"

1 Proposed First Floor Plan
A-1.2 1/4" = 1'-0"




Wentworth Hall
Library
Expansion
Washington Street
Islington, MA

OWNER



35 Bryant Street
Dorham, MA 02026
ph. 781.326.5400
www.mckayarchitects.net



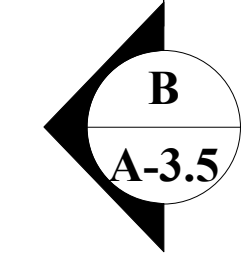
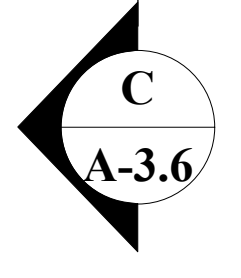
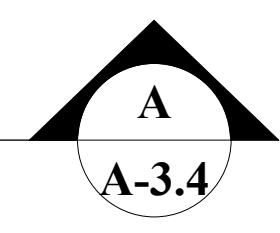
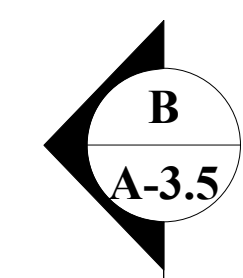
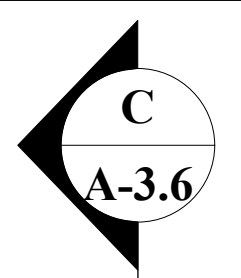
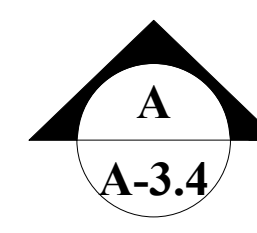
REV #	DATE	ISSUANCE

OWNERSHIP & USE OF DOCUMENTS
These drawings and specifications are the property and copyright of McKay Architects and shall not be used in whole or in part, or shall be assigned to a third party without the express written permission of McKay Architects.
Contractor to verify all information and dimensions in the field prior to start of construction and is to notify McKay Architects of any discrepancies

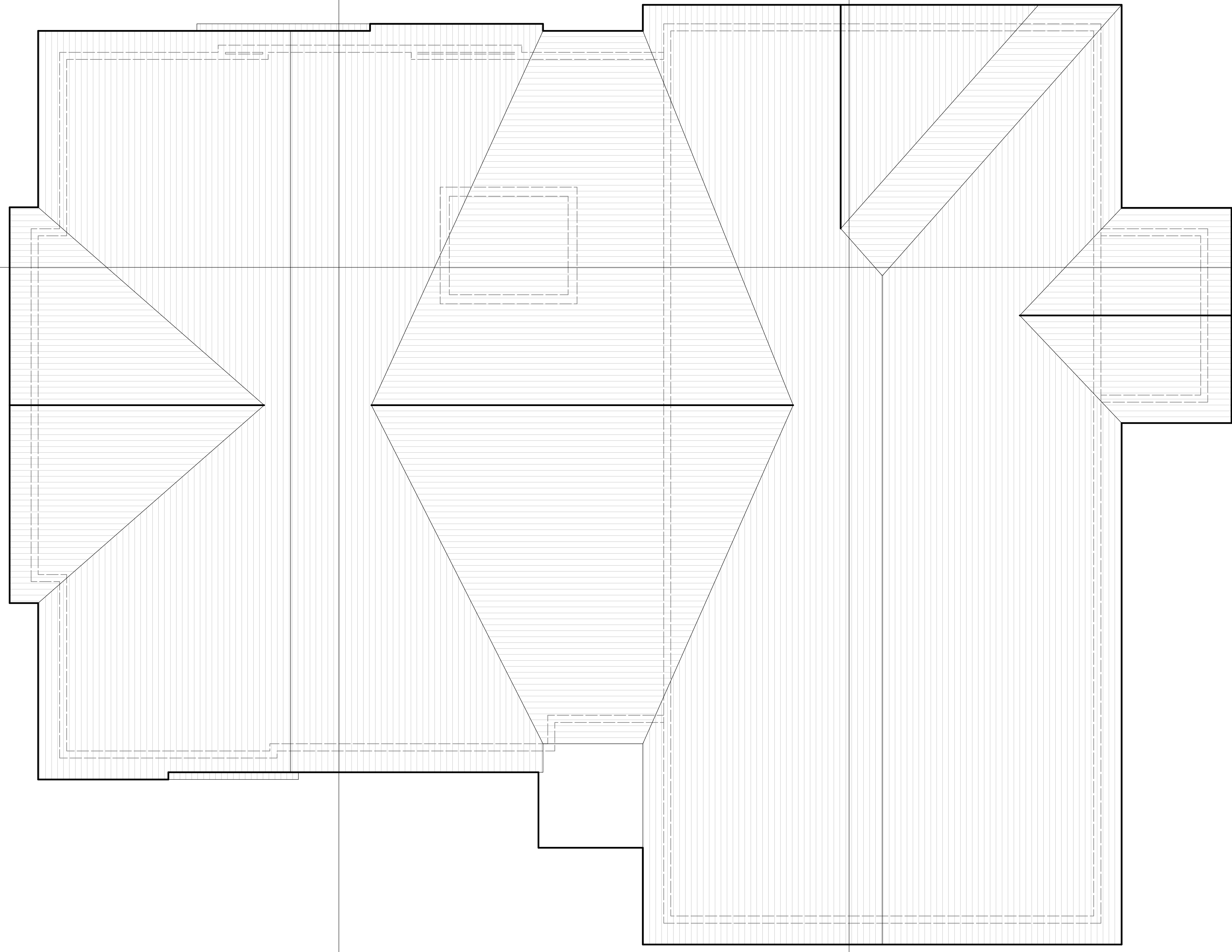
**Proposed
Roof Plan**

JOB NO	
DATE	05.29.19
DWG BY	RJM
CKD BY	MLM
SCALE	1/4" = 1'-0"

A-1.3



1 Proposed Roof Plan
A-1.3 1/4" = 1'-0"




**Wentworth Hall
Library
Expansion**

**Washington Street
Islington, MA**

OWNER

mckay
architects

35 Bryant Street
Dorham, MA 02026
ph.781.326.5400
www.mckayarchitects.net



REV #	DATE	ISSUANCE

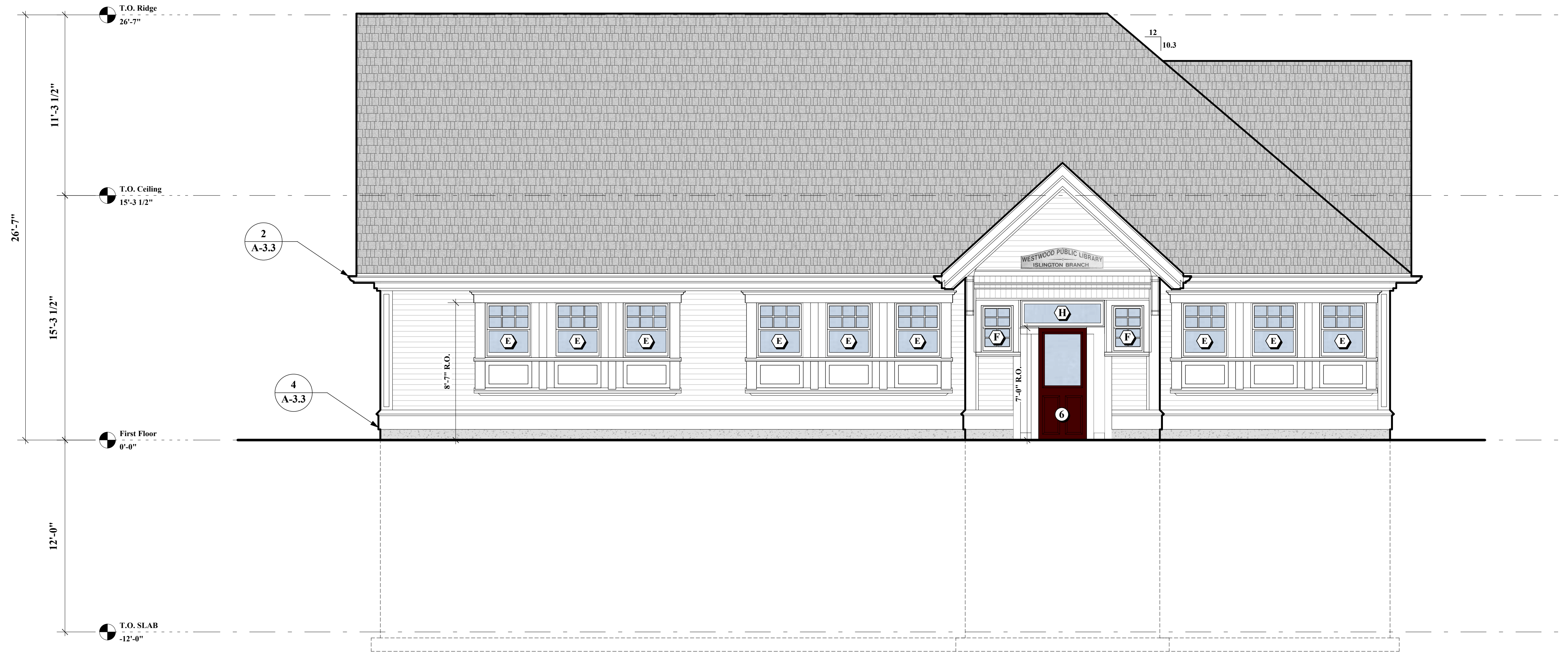
OWNERSHIP & USE OF DOCUMENTS

These drawings and specifications are the property and copyright of McKay Architects and shall not be used in whole or in part, or shall be assigned to a third party without the express written permission of McKay Architects.
Contractor to verify all information and dimensions in the field prior to start of construction and is to notify McKay Architects of any discrepancies

**Proposed Front
Elevation**

JOB NO	
DATE	05.29.19
DWG BY	RJM
CKD BY	MLM
SCALE	1/4" = 1'-0"

A-2.1



1 Proposed Front Elevation
A-2.1 1/4" = 1'-0"


**Wentworth Hall
Library
Expansion**

Washington Street
Islington, MA

OWNER

mckay architects

35 Bryant Street
Dorham, MA 02026
ph. 781.326.5400
www.mckayarchitects.net



REV # | DATE | ISSUANCE

REV #	DATE	ISSUANCE

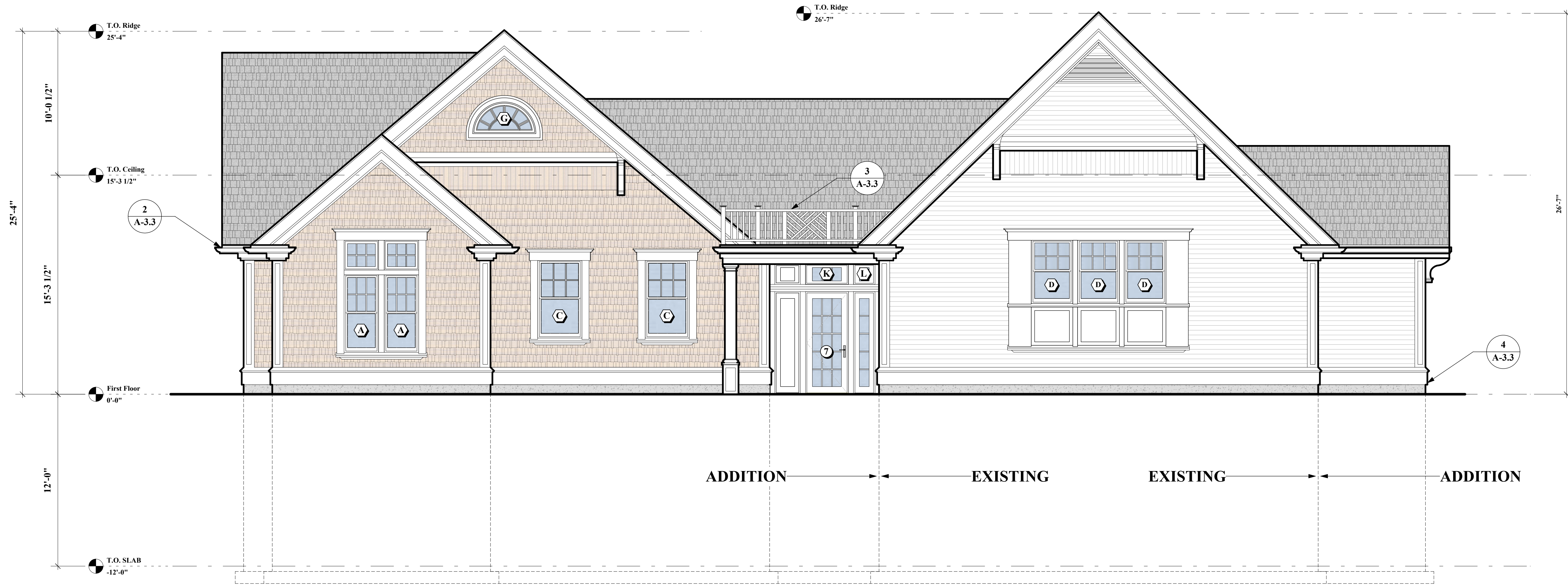
OWNERSHIP & USE OF DOCUMENTS

These drawings and specifications are the property and copyright of McKay Architects and shall not be used in whole or in part, or shall be assigned to a third party without the express written permission of McKay Architects.
Contractor to verify all information and dimensions in the field prior to start of construction and is to notify McKay Architects of any discrepancies.

**Proposed Left
Side Elevation**

JOB NO	
DATE	05.29.19
DWG BY	RJM
CKD BY	MLM
SCALE	1/4" = 1'-0"

A-2.2



1 Proposed Left Side Elevation
A-2.2 1/4" = 1'-0"


**Wentworth Hall
Library
Expansion**

**Washington Street
Islington, MA**

OWNER

mckay architects

35 Bryant Street
Dorham, MA 02026
ph. 781.326.5400
www.mckayarchitects.net



REV #	DATE	ISSUANCE

OWNERSHIP & USE OF DOCUMENTS

These drawings and specifications are the property and copyright of McKay Architects and shall not be used in whole or in part, or shall be assigned to a third party without the express written permission of McKay Architects.
Contractor to verify all information and dimensions in the field prior to start of construction and is to notify McKay Architects of any discrepancies.

**Proposed Rear
Elevation**

JOB NO	
DATE	05.29.19
DWG BY	RJM
CKD BY	MLM
SCALE	1/4" = 1'-0"

A-2.3



1 Proposed Rear Elevation
A-2.3 1/4" = 1'-0"


**Wentworth Hall
Library
Expansion**

Washington Street
Islington, MA

OWNER

mckay
architects

35 Bryant Street
Dorham, MA 02026
ph. 781.326.5400
www.mckayarchitects.net



REV # | DATE | ISSUANCE

REV #	DATE	ISSUANCE

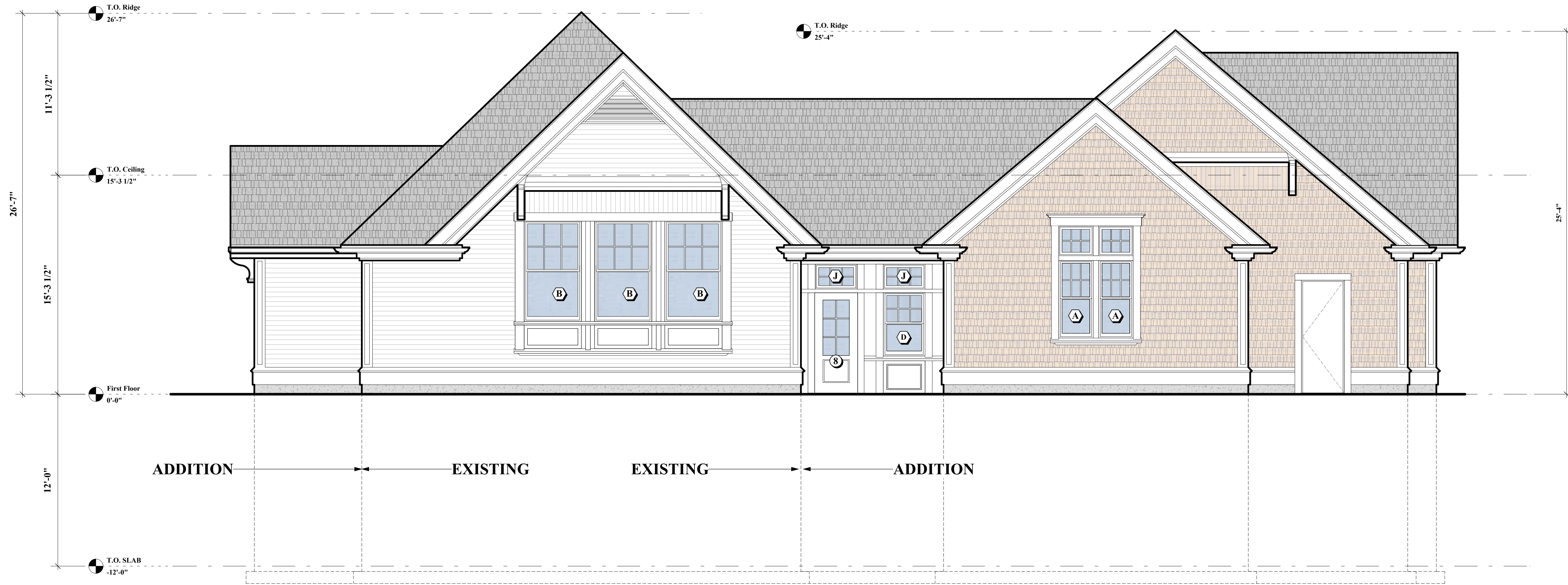
OWNERSHIP & USE OF DOCUMENTS

These drawings and specifications are the property and copyright of McKay Architects and shall not be used in whole or in part, or shall be assigned to a third party without the express written permission of McKay Architects.
Contractor to verify all information and dimensions in the field prior to start of construction and is to notify McKay Architects of any discrepancies.

**Proposed Right
Side Elevation**

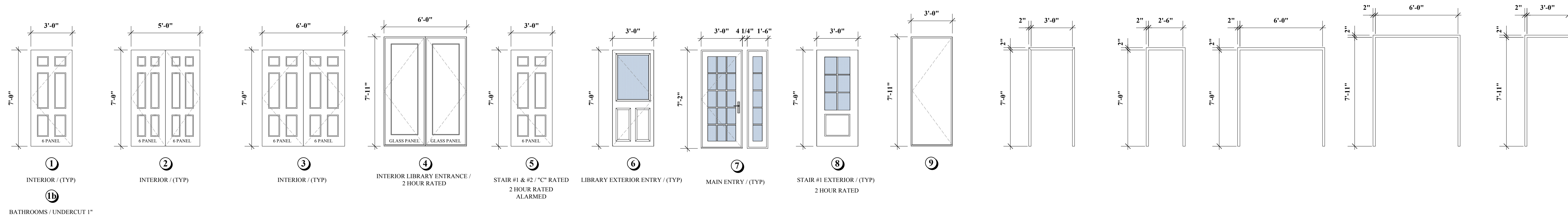
JOB NO	
DATE	05.29.19
DWG BY	RJM
CKD BY	MLM
SCALE	1/4" = 1'-0"

A-2.4



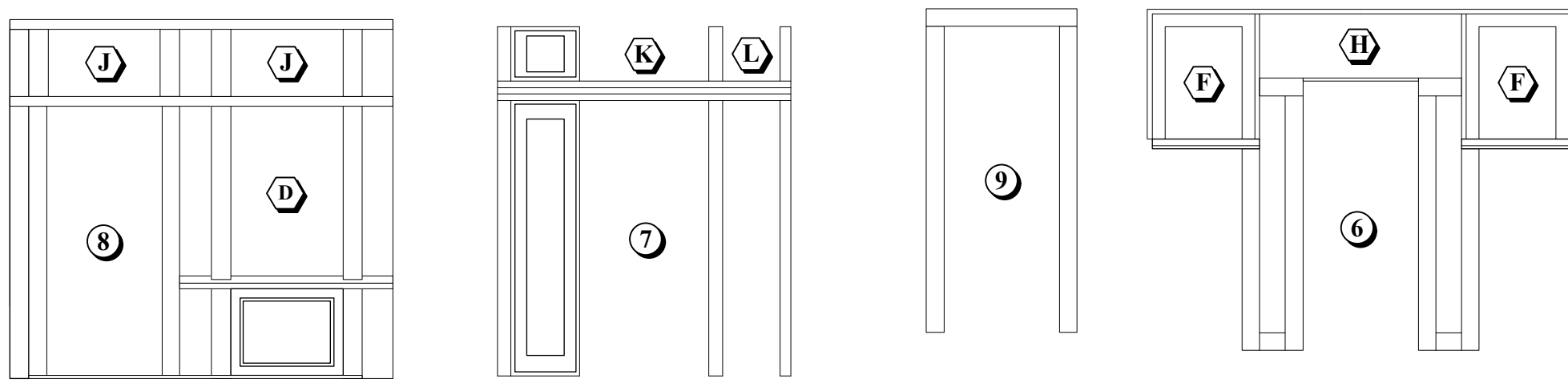
1 Proposed Right Side Elevation
A-2.4 1/4" = 1'-0"

DOOR TYPES



DOOR SCHEDULE					
DOOR NO.	LOCATION / TYPE	SIZE	DETAILS		REMARKS
			HEAD	JAMB	
1	INTERIOR / (TYP)	3'-0"x7'-0"	WOOD	WOOD	
2	INTERIOR / (TYP)	(2) 2'-6"x7'-0"	WOOD	WOOD	PAIR
3	INTERIOR / (TYP)	(2) 3'-0"x7'-0"	WOOD	WOOD	PAIR
4	INTERIOR / (TYP)	(2) 3'-0"x7'-11"	WOOD	WOOD	PAIR
5	INTERIOR / (TYP)	3'-0"x7'-0"	WOOD	WOOD	"C" LABEL ALARMED DOOR
6	EXTERIOR / LIBRARY	3'-0"x7'-0"	WOOD	WOOD	ENTRY
7	EXTERIOR / ENTRY HALL	3'-0"x7'-2" w/1'-6" SIDE LITE	WOOD	WOOD	ENTRY
8	EXTERIOR / STAIR #1	3'-0"x7'-0"	WOOD	WOOD	ENTRY
9	EXTERIOR / STAIR #2	3'-0"x7'-11"			ENTRY

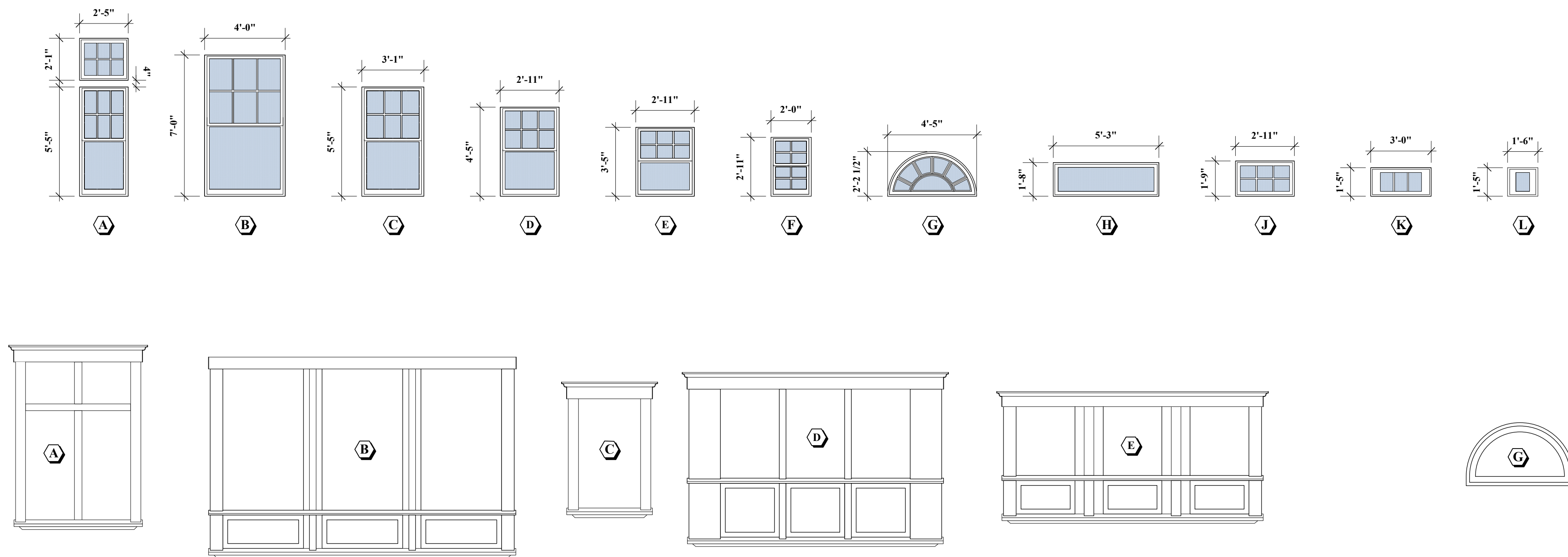
NOTE:
SHOP DRAWINGS OF DOORS ARE TO BE PROVIDED PRIOR TO ORDERING.



SHOP DRAWINGS OF DOORS ARE TO BE PROVIDED PRIOR TO ORDERING.

ALL DOORS ARE TO BE MANUFACTURED BY PELLA WINDOWS OR OWNER APPROVED EQUAL. PROVIDE SIMULATED DIVIDED LITE PATTERNS AS INDICATED. ALL UNITS ARE TO BE BLACK CLAD. UNITS ARE TO HAVE 6 1/8" JAMB THICKNESS & WHITE HARDWARE WITH FACTORY PROVIDED SCREENS. INTERIOR OF UNIT IS TO BE FACTORY PRIMED WHITE. PATIO DOORS ARE TO HAVE LOCKING HARDWARE PROVIDED WITH SCREEN DOOR UNITS. ALL GLAZING IS TO BE LOW-E INSULATED GLASS WITH U-VALUE OF .30 OR BETTER.

WINDOW TYPES



SHOP DRAWINGS OF WINDOWS ARE TO BE PROVIDED PRIOR TO ORDERING. REFER TO FLOOR PLANS FOR TEMPERED WINDOW LOCATIONS

ALL WINDOWS ARE TO BE MANUFACTURED BY PELLA WINDOWS OR OWNER APPROVED EQUAL. PROVIDE SIMULATED DIVIDED LITE PATTERNS AS INDICATED. ALL UNITS ARE TO BE BLACK CLAD. UNITS ARE TO HAVE 6 1/8" JAMB THICKNESS & WHITE HARDWARE WITH FACTORY PROVIDED SCREENS. INTERIOR OF UNIT IS TO BE FACTORY PRIMED WHITE. PATIO DOORS ARE TO HAVE LOCKING HARDWARE PROVIDED WITH SCREEN DOOR UNITS. ALL GLAZING IS TO BE LOW-E INSULATED GLASS WITH U-VALUE OF .30 OR BETTER.

Wentworth Hall
Library
Expansion

Washington Street
Islington, MA

OWNER

mckay architects

35 Bryant Street
Dorham, MA 02026
ph 781.326.5400
www.mckayarchitects.net

REV #	DATE	ISSUANCE

OWNERSHIP & USE OF DOCUMENTS
These drawings and specifications are the property and copyright of McKay Architects and shall not be used in whole or in part, or shall be assigned to a third party without the express written permission of McKay Architects.
Contractor to verify all information and dimensions in the field prior to start of construction and is to notify McKay Architects of any discrepancies

Door & Window Types

JOB NO
DATE 05.29.19
DWG BY RJM
CKD BY MLM
SCALE AS NOTED

A-3.1

FINISH SCHEDULE

Table with columns: ROOM NO., ROOM NAME, FLOOR, BASE, WALLS (North, East, South, West), CEILING, REMARKS. Lists rooms like MECHANICAL, ELEVATOR MACHINE ROOM, COFFEE BAR, etc.

MISCELLANEOUS

- MS1. CONTRACTOR SHALL VERIFY ALL DIMENSIONS ON THE JOB.
MS2. CONSULT THE ARCHITECTURAL, MECHANICAL AND ELECTRICAL DRAWINGS FOR VERIFICATION OF LOCATIONS AND DIMENSIONS OF CHASES, INSERTS, OPENINGS, SLEEVES, WASHES, DRIPS, REVEALS, REGLETS, DEPRESSIONS, EQUIPMENT PADS AND OTHER PROJECT REQUIREMENTS.
MS3. OPENINGS IN SLABS AND WALLS LESS THAN 12 INCHES SQUARE ARE NOT SHOWN. PENETRATION OF STRUCTURE BY MECHANICAL, ELECTRICAL AND PLUMBING SERVICES ARE GENERALLY NOT SHOWN. IT IS THE CONTRACTORS RESPONSIBILITY TO COORDINATE THESE OPENINGS WITH THE SHOP DRAWINGS.
MS4. UNLESS OTHERWISE NOTED, DETAILS, SECTIONS, AND NOTES SHOWN IN THE CONTRACT DOCUMENTS SHALL BE CONSIDERED TYPICAL FOR ALL SIMILAR SITUATIONS.
MS5. THE CONTRACTOR SHALL VERIFY AND COORDINATE ALL ELEVATIONS ON PLANS AND SECTIONS WITH ARCHITECTURAL DRAWINGS.
MS6. STRUCTURAL WORK SHALL CONFORM TO THE MASSACHUSETTS STATE BUILDING CODE, 8TH EDITION.

DESIGN LOADS

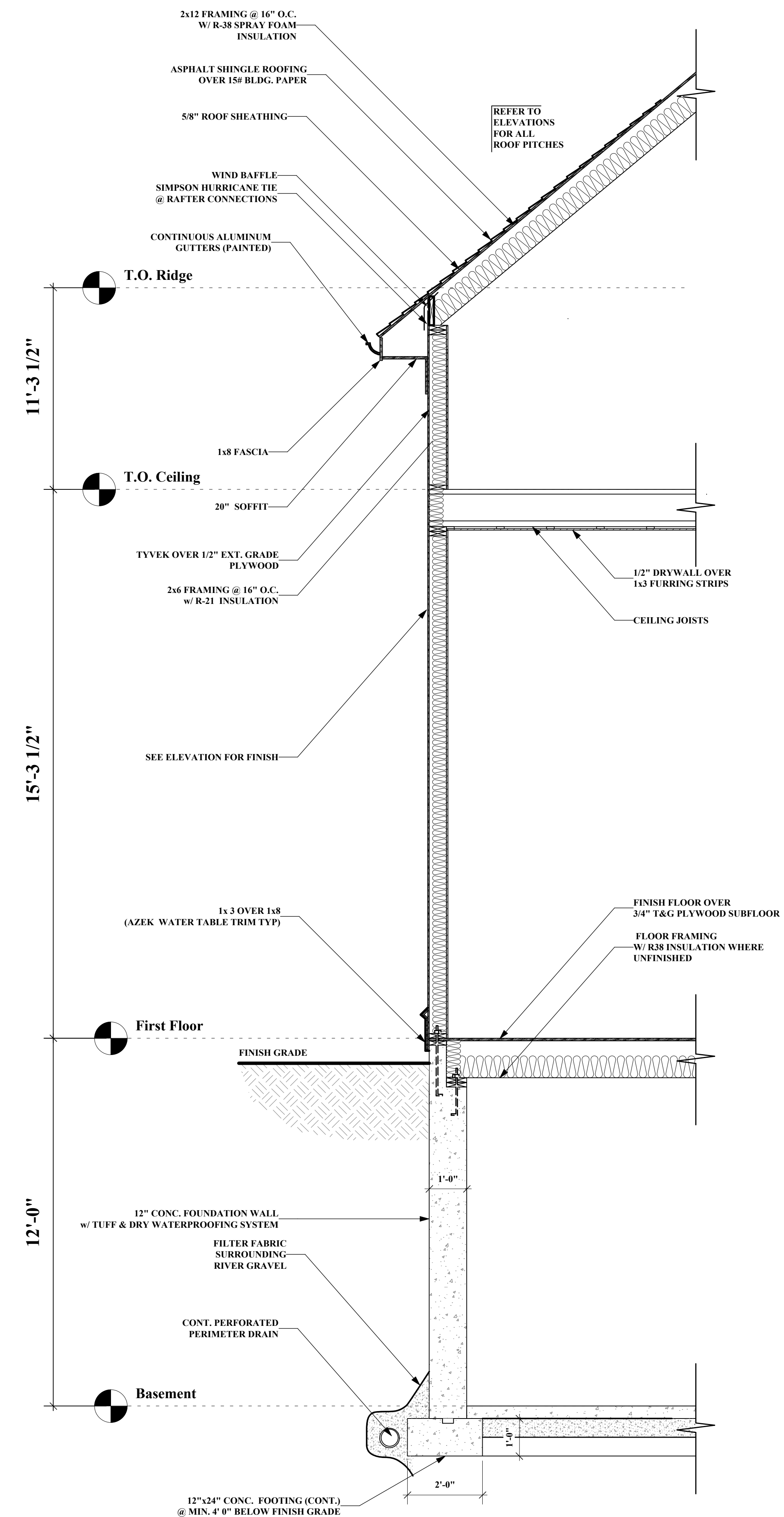
Table listing design loads: LIVE LOADS ROOMS (40 PSF), CORRIDORS (40 PSF), STAIRS (40 PSF), SNOW (MIN DESIGN LD) (AS REQUIRED), SNOW (AT DRIFTING) (IN ACCORDANCE WITH THE MASSACHUSETTS STATE BUILDING CODE), WIND, SEISMIC.

DEFLECTION CRITERIA

Table listing deflection criteria: FLOOR DEAD LOAD (L/480), ROOF LIVE LOAD (L/360), WALL WIND LOAD (L/600).

CONVENTIONAL WOOD FRAMING

- CW1. ALL SAWN LUMBER FRAMING MEMBERS SHALL BE SPRUCE-PINE-FIR WITH THE FOLLOWING MINIMUM GRADES: A. JOISTS, RAFTERS, SOLID AND BUILT-UP BEAMS, WALL STUDS AND LINTELS; NO. 1 GRADE. B. SILLS AND PLATES; STUD GRADE. C. SOLID WOOD POSTS; NO. 1 GRADE. D. BRIDGING, BLOCKING AND NAILERS; STUD GRADE.
CW2. ALL "MICRO LAM" (ML) MEMBERS SHALL HAVE THE FOLLOWING MINIMUM PROPERTIES: A. E = 2,000,000 PSI. B. Fb = 2800 PSI. C. Ft = 1850 PSI. D. Fc (perpendicular) = 500 PSI. E. Fc (parallel) = 2700 PSI. F. Fv = 285 PSI.
CW3. UNLESS OTHERWISE NOTED, ALL NAILING AND FASTENING SHALL BE IN ACCORDANCE WITH SECTION 2305.2 FASTENING SCHEDULE, MASSACHUSETTS BUILDING CODE.
CW4. WOOD SILLS BENEATH ALL INTERIOR AND EXTERIOR BEARING WALLS AND ALL MEMBERS EXPOSED TO WEATHER OR MOISTURE SHALL BE PRESERVATIVE TREATED IN ACCORDANCE WITH THE "AMERICAN WOOD PRESERVERS ASSOCIATION, STANDARD C1".
CW5. ALL STUD WALLS, BEARING AND NON-BEARING, SHALL HAVE ONE ROW OF CONTINUOUS 2X SOLID BLOCKING BETWEEN STUDS AT MID-HEIGHT. BLOCKING SIZE TO MATCH STUD SIZE.
CW6. FRAMING MEMBERS SHALL NOT BE NOTCHED, CUT OR ALTERED IN THE FIELD WITHOUT THE SPECIFIC APPROVAL OF THE ENGINEER.
CW7. ALL METAL CONNECTORS FOR WOOD CONSTRUCTION SHALL BE HOT-DIPPED GALVANIZED METAL SHAPES AS MANUFACTURED BY "SIMPSON STRONG-TIE COMPANY, INC." AND BE ATTACHED BY THE GENERAL CONTRACTOR AS PER THE "SIMPSON STRONG-TIE" SPECIFICATION.
CW8. ALL ROOF SHEATHING SHALL BE 5/8 INCH APA RATED PLYWOOD SHEATHING 32/16. USE EXPOSURE 1, STRUCTURAL 1, C-D, PANELS, EXCEPT USE EXTERIOR PANELS FOR STARTER STRIPS ALONG EAVES AND WHEN LONG CONSTRUCTION DELAYS ARE ANTICIPATED. APPLY PANELS WITH THE FACE GRAIN PERPENDICULAR TO THE RAFTERS OR TRUSSES AND CONTINUOUS OVER TWO OR MORE SPANS. INSTALL 2x6 BLOCKING ALONG PANEL ENDS BETWEEN EACH RAFTER OR TRUSS. ATTACH PANELS WITH GLUE AND 10d COMMON NAILS AT 6 INCHES ON CENTER AT PANEL EDGES AND 10 INCHES ON CENTER AT INTERMEDIATE SUPPORTS.
CW9. ALL FLOOR SHEATHING SHALL BE 3/4" APA RATED "STUR-I-FLOOR", 24 OC, TONGUE AND GROOVE. USE EXPOSURE 1 PANELS, APPLY PANELS WITH THE FACE GRAIN PERPENDICULAR TO THE JOISTS OR TRUSSES AND CONTINUOUS OVER TWO OR MORE SPANS. ATTACH PANELS BY GLUE-NAILING AS FOLLOWS: A. SPREAD GLUE IN ACCORDANCE WITH RECOMMENDATIONS OF GLUE MANUFACTURER AND INDUSTRY PRACTICE. B. STAGGER END JOINTS IN EACH SUCCEEDING ROW, LEAVING 1/8 INCH SPACE BETWEEN ALL END AND END JOINTS, INCLUDING TONGUE AND GROOVE EDGES. C. COMPLETE ALL NAILING OF EACH PANEL BEFORE GLUE SETS WITH 6d RING OR SCREW SHANK NAILS AT 6 INCHES ON CENTER AT PANEL EDGES AND 12 INCHES AT INTERMEDIATE SUPPORTS.
CW10. ALL EXTERIOR WALL SHEATHING SHALL BE 1/2 INCH APA RATED, EXPOSURE 1, STRUCTURAL 1, PLYWOOD C-D PANELS. ATTACH PANELS WITH 8d COMMON NAILS @ 4" OC AT PANEL EDGES AND 12" OC AT INTERMEDIATE SUPPORTS. ALL PLYWOOD WALL SHEATHING SHALL BE BLOCKED AT PANEL EDGES. BELOW TRUSS PLYWOOD SHEATHING SHALL BE 1/2 INCH APA RATED, EXPOSURE 1, TONGUE AND GROOVE PLYWOOD A-C PANELS. ATTACH PANELS WITH 10d COMMON NAILS @ 6" ON CENTER AT PANEL EDGES AND 10" OC AT INTERMEDIATE SUPPORTS, ALL BELOW TRUSS SHEATHING SHALL BE BLOCKED AT PANEL EDGES.
CW12. "TJI"XX" REFERS TO A WOOD 1- JOIST MANUFACTURED BY TRUSS JOIST MACMILLAN, BOISE, IDAHO OR APPROVED EQUAL. REFER TO MANUFACTURERS RECOMMENDATIONS REGARDING ATTACHMENTS, BRACING, WEB STIFFENERS, BLOCKING, ETC.
CW13. "TIMBERSTRAND RIM BOARD" REFERS TO A MANUFACTURED WOOD EDGE BEAM, CONTINUOUS BLOCKING OR LINTEL AS MANUFACTURED BY TRUSS JOIST MACMILLAN, BOISE, IDAHO OR APPROVED EQUAL WITH THE FOLLOWING MINIMUM PROPERTIES: A. E = 1,300,000 PSI. B. Fb = 1,700 PSI. C. Fv = 400 PSI. D. Fc1 = 680 PSI. E. VERTICAL LOAD TRANSFER CAPACITY = 3450 PLF (-4" THICK).



1 Typical Building Section NOT TO SCALE

Wentworth Hall Library Expansion Washington Street Islington, MA

OWNER

mckay architects

35 Bryant Street, Doham, MA 02026, ph: 781.326.5400, www.mckayarchitects.net

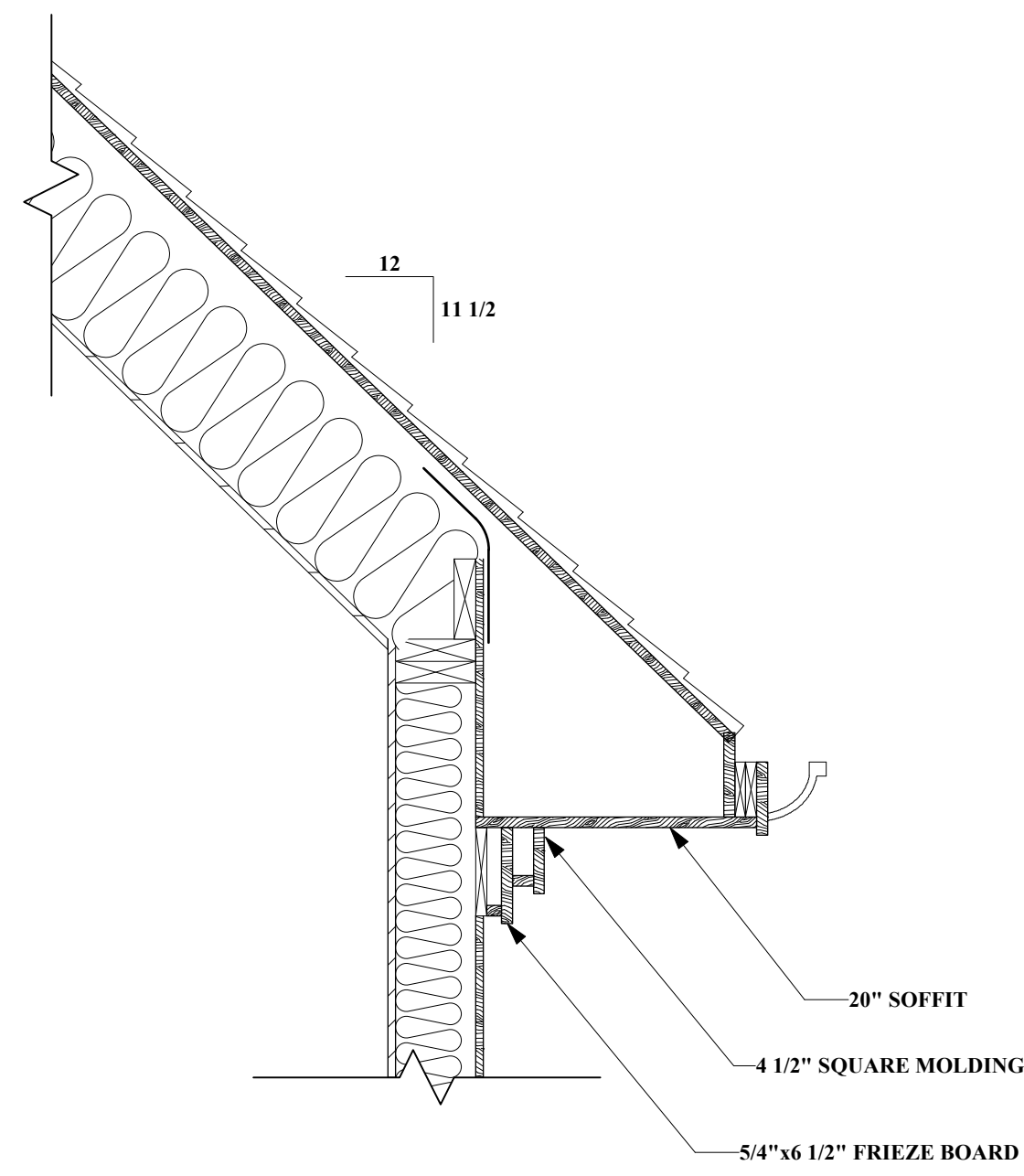
Table with columns: REV #, DATE, ISSUANCE. Includes a circular stamp.

OWNERSHIP & USE OF DOCUMENTS

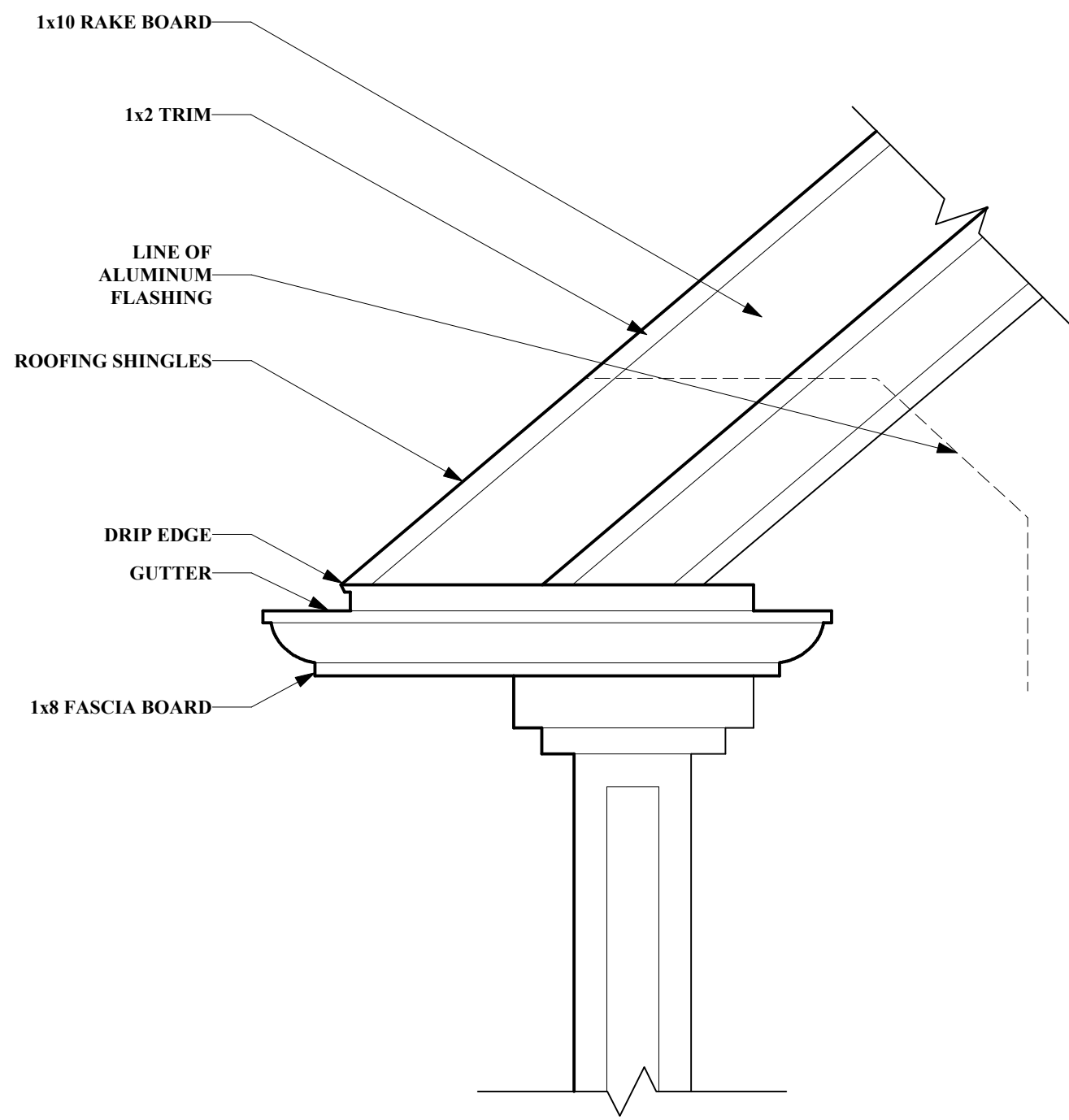
These drawings and specifications are the property and copyright of McKay Architects and shall not be used in whole or in part, or shall be assigned to a third party without the express written permission of McKay Architects. Contractor to verify all information and dimensions in the field prior to start of construction and is to notify McKay Architects of any discrepancies.

Finish Schedule & Typ Building Section

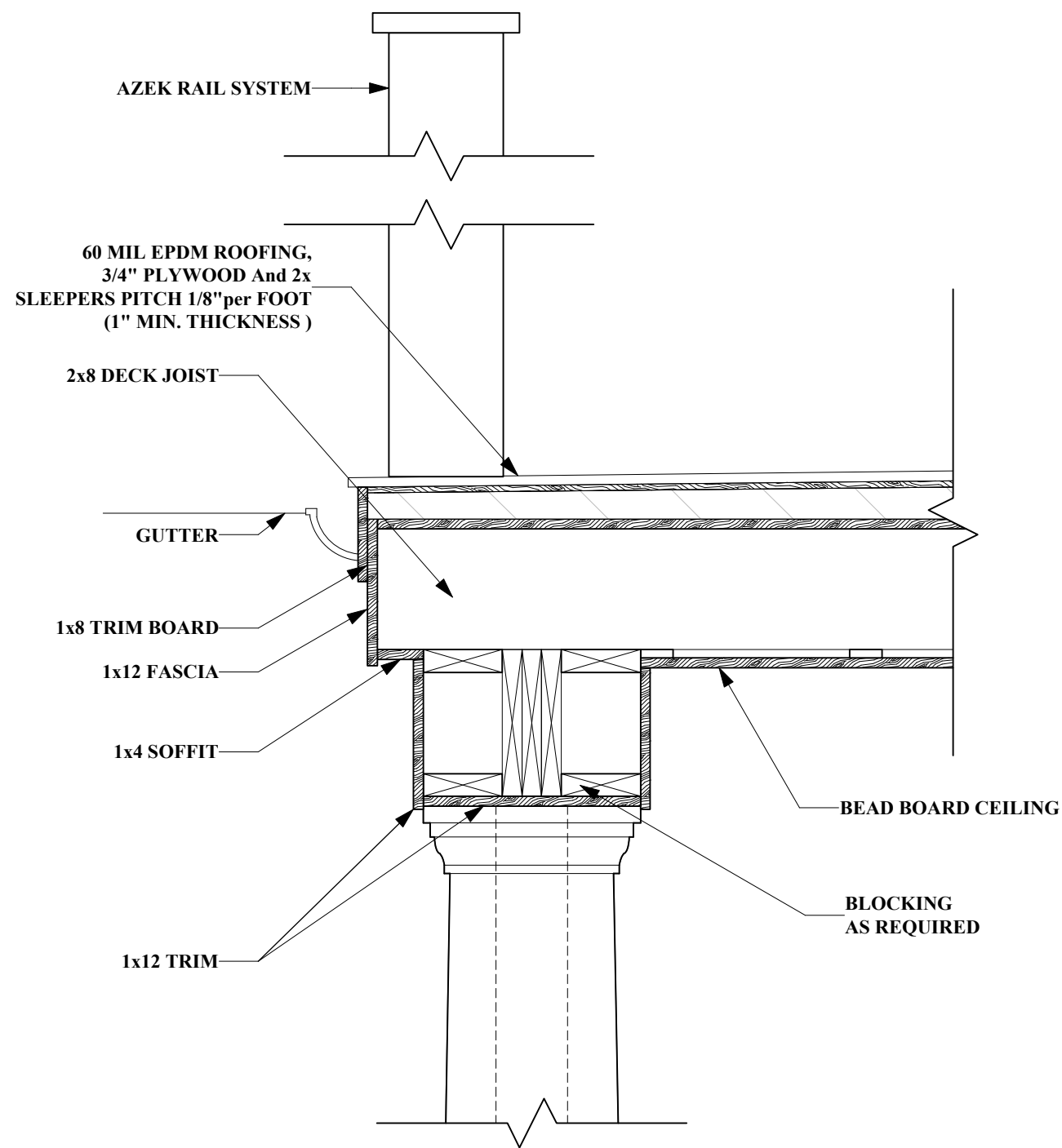
Table with columns: JOB NO., DATE (05.29.19), DWG BY (RJM), CKD BY (MLM), SCALE (AS NOTED). Includes a large 'A-3.2' label.



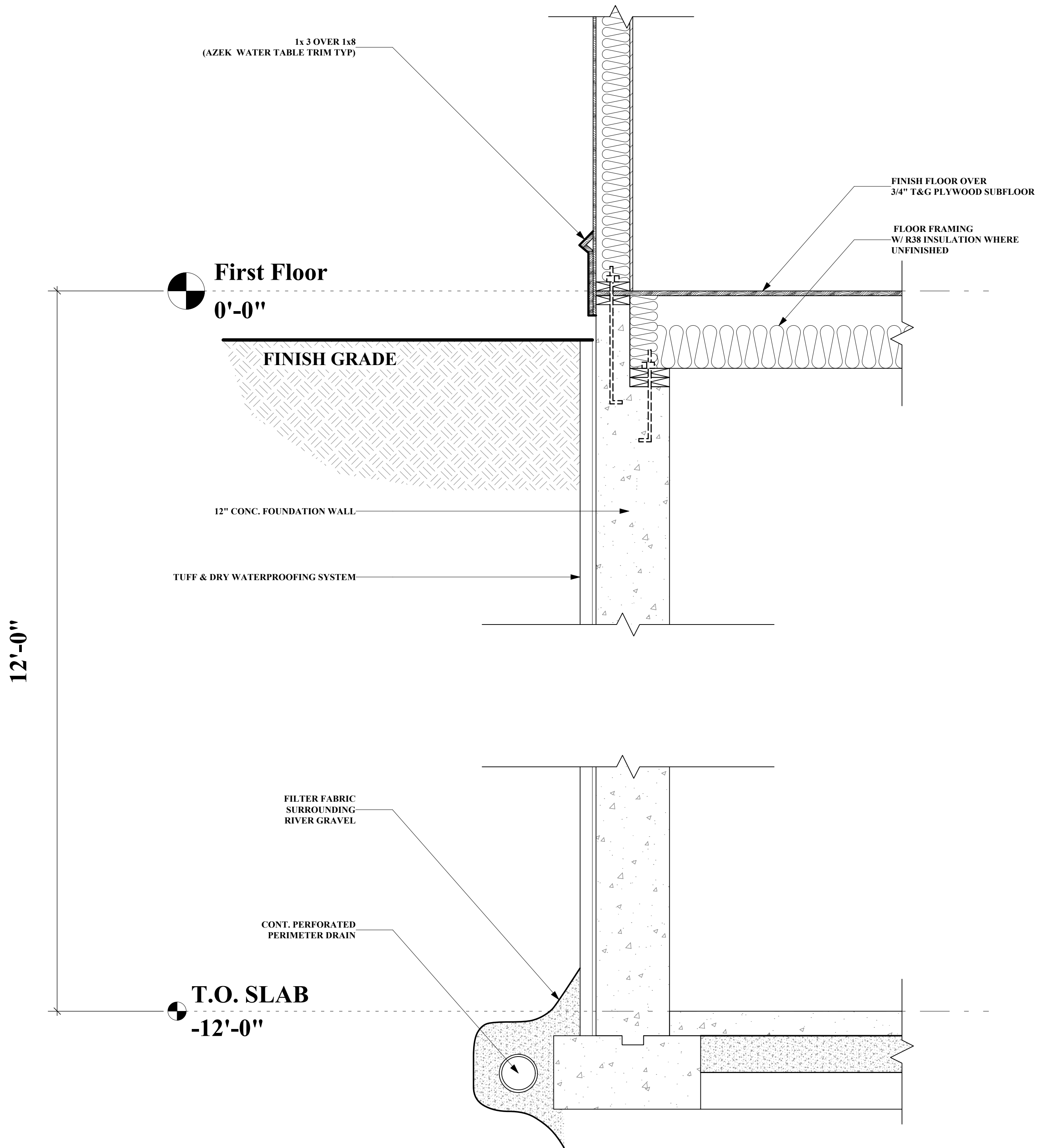
1 Soffit Detail
A-3.3 1" = 1'-0"



2 Rake Elevation
A-3.3 1" = 1'-0"



3 Porch Roof Detail
A-3.3 1" = 1'-0"



4 Mud Sill Detail
A-3.3 1" = 1'-0"


**Wentworth Hall
Library
Expansion**

Washington Street
Islington, MA

OWNER

architects
mckay

35 Bryant Street
Dorham, MA 02026
ph. 781.326.5400
www.mckayarchitects.net



REV # DATE ISSUANCE

OWNERSHIP & USE OF DOCUMENTS

These drawings and specifications are the property and copyright of McKay Architects and shall not be used in whole or in part, or shall be assigned to a third party without the express written permission of McKay Architects. Contractor to verify all information and dimensions in the field prior to start of construction and is to notify McKay Architects of any discrepancies.

Framing Details

JOB NO.
DATE 05.29.19
DWG BY RJM
CKD BY MLM
SCALE

A-3.3

1" = 1'-0"


**Wentworth Hall
Library
Expansion**

Washington Street
Islington, MA

OWNER

mckay
architects

35 Bryant Street
Dorham, MA 02026
ph: 781.326.5400
www.mckayarchitects.net



REV # | DATE | ISSUANCE

REV #	DATE	ISSUANCE

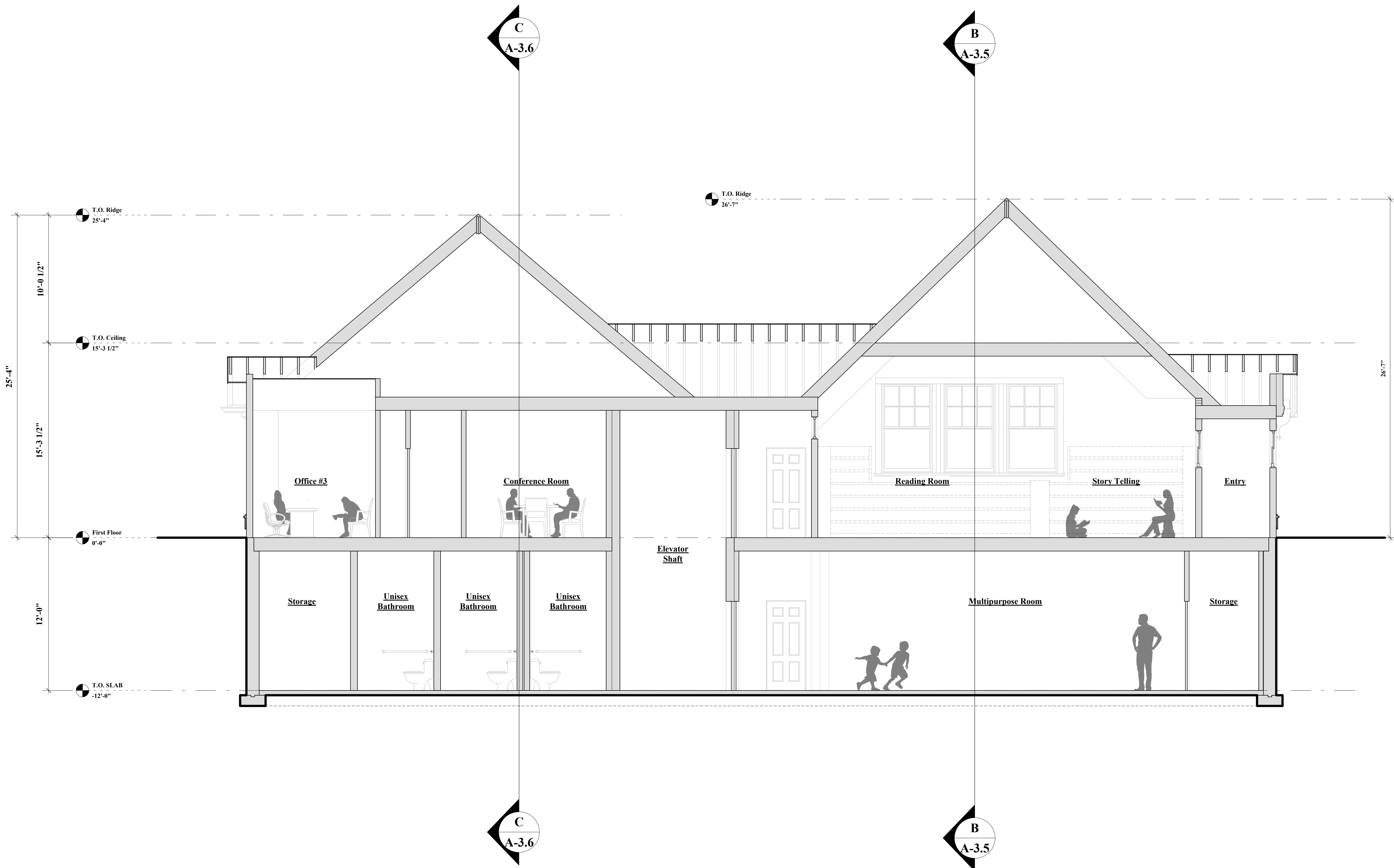
OWNERSHIP & USE OF DOCUMENTS

These drawings and specifications are the property and copyright of McKay Architects and shall not be used in whole or in part, or shall be assigned to a third party without the express written permission of McKay Architects.
Contractor to verify all information and dimensions in the field prior to start of construction and is to notify McKay Architects of any discrepancies.

Section A-A

JOB NO	
DATE	05.29.19
DWG BY	RJM
CKD BY	MLM
SCALE	1/4" = 1'-0"

A-3.4



1 Section A-A
A-3.4 1/4" = 1'-0"


**Wentworth Hall
Library
Expansion**

Washington Street
Islington, MA

OWNER

mckay architects

35 Bryant Street
Dorham, MA 02026
ph: 781.326.5400
www.mckayarchitects.net



REV #	DATE	ISSUANCE

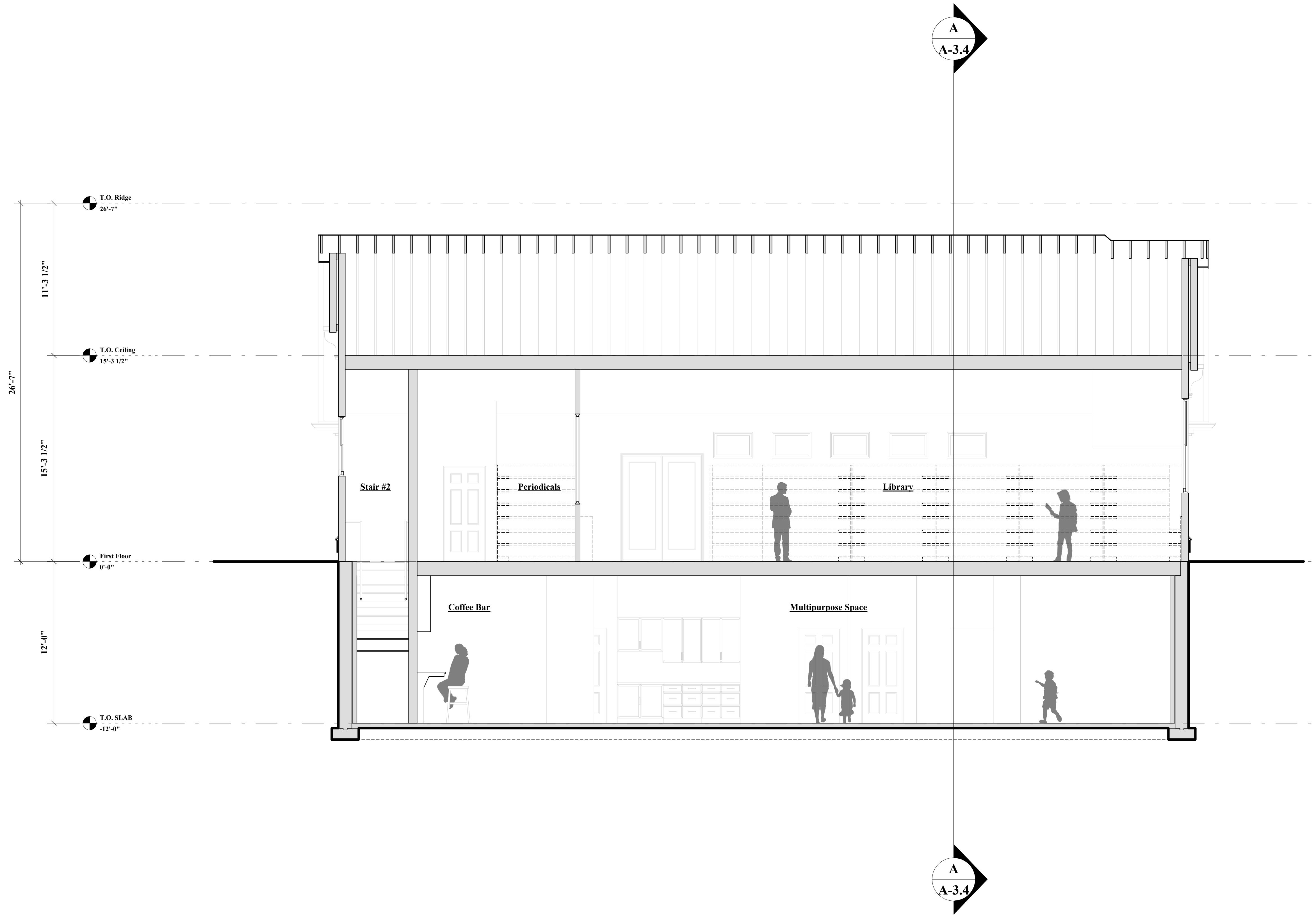
OWNERSHIP & USE OF DOCUMENTS

These drawings and specifications are the property and copyright of McKay Architects and shall not be used in whole or in part, or shall be assigned to a third party without the express written permission of McKay Architects.
Contractor to verify all information and dimensions in the field prior to start of construction and is to notify McKay Architects of any discrepancies

Section B-B

JOB NO.	
DATE	05.29.19
DWG BY	RJM
CKD BY	MLM
SCALE	1/4" = 1'-0"

A-3.5



1 Section B-B
A-3.5 1/4" = 1'-0"


**Wentworth Hall
Library
Expansion**

**Washington Street
Islington, MA**

OWNER

mckay
architects

35 Bryant Street
Dorham, MA 02026
ph. 781.326.5400
www.mckayarchitects.net



REV # | DATE | ISSUANCE

REV #	DATE	ISSUANCE

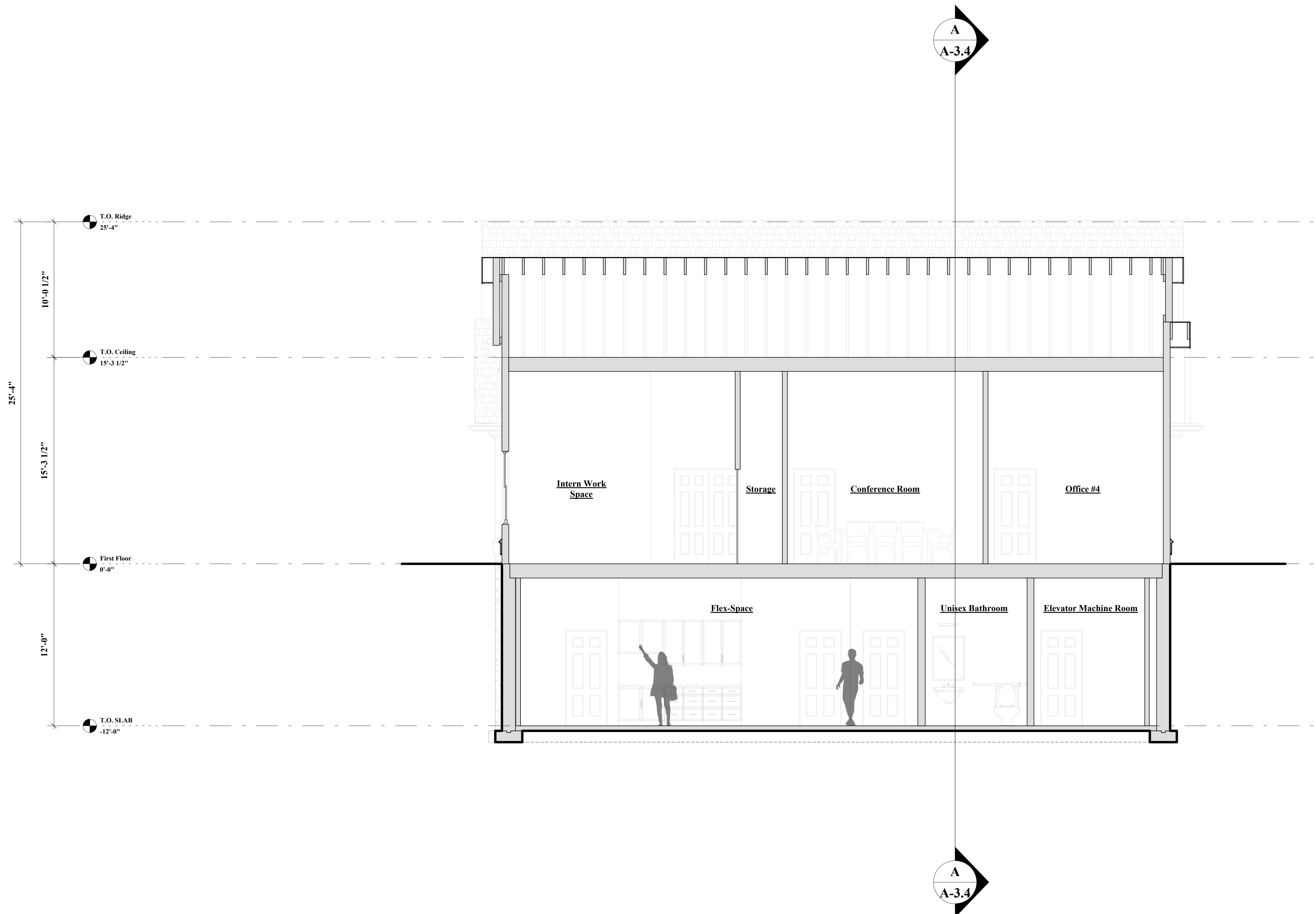
OWNERSHIP & USE OF DOCUMENTS

These drawings and specifications are the property and copyright of McKay Architects and shall not be used in whole or in part, or shall be assigned to a third party without the express written permission of McKay Architects.
Contractor to verify all information and dimensions in the field prior to start of construction and is to notify McKay Architects of any discrepancies.

Section C-C

JOB NO	
DATE	05.29.19
DWG BY	RJM
CKD BY	MLM
SCALE	1/4" = 1'-0"

A-3.6



1 Section C-C
A-3.6 1/4" = 1'-0"


**Wentworth Hall
Library
Expansion**

**Washington Street
Islington, MA**

OWNER

mckay architects

35 Bryant Street
Dorham, MA 02026
ph: 781.326.5400
www.mckayarchitects.net



REV # DATE ISSUANCE

REV #	DATE	ISSUANCE

OWNERSHIP & USE OF DOCUMENTS

These drawings and specifications are the property and copyright of McKay Architects and shall not be used in whole or in part, or shall be assigned to a third party without the express written permission of McKay Architects.
Contractor to verify all information and dimensions in the field prior to start of construction and is to notify McKay Architects of any discrepancies.

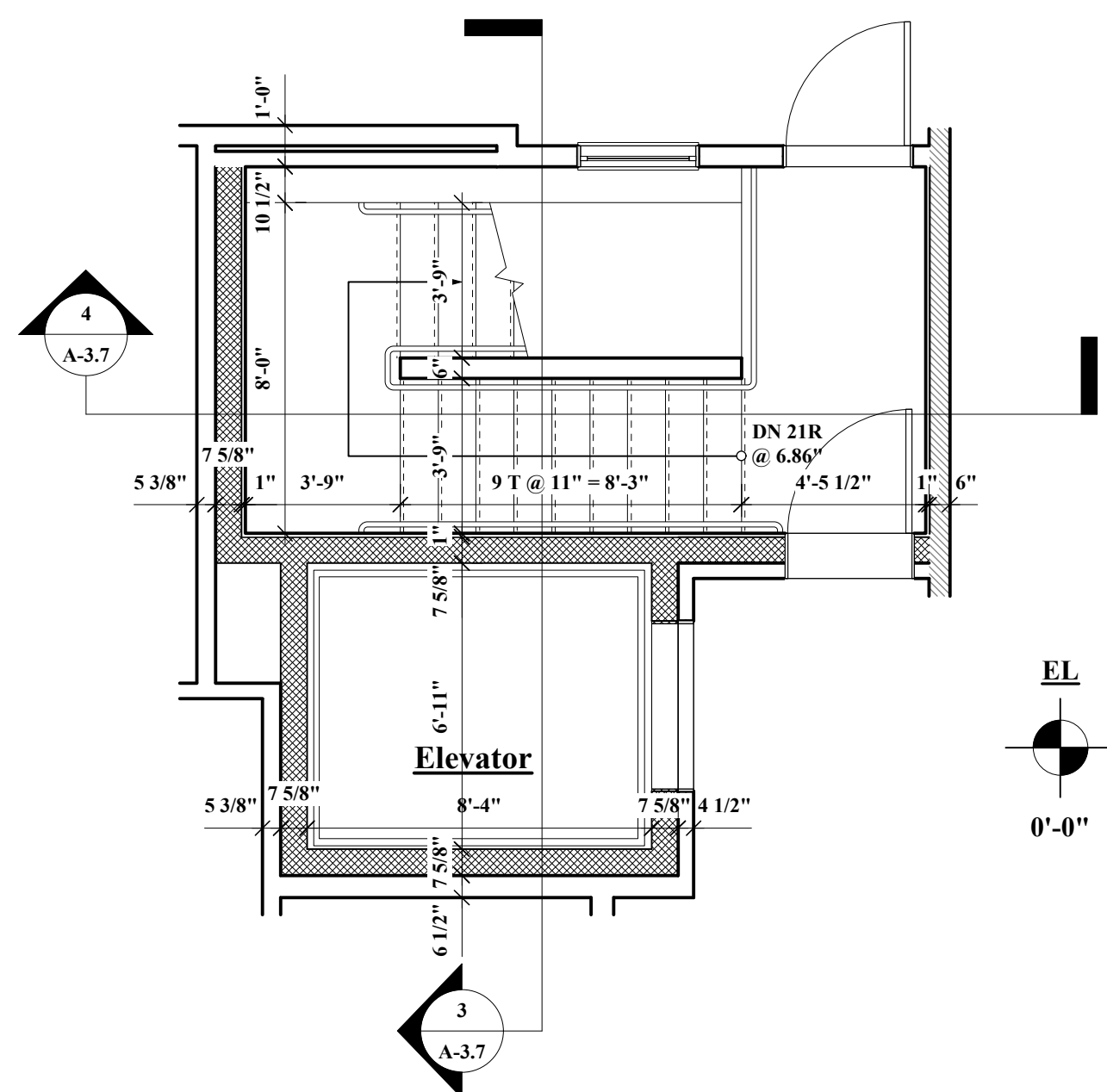
**Stair #1 & Elevator
Plans & Sections**

JOB NO

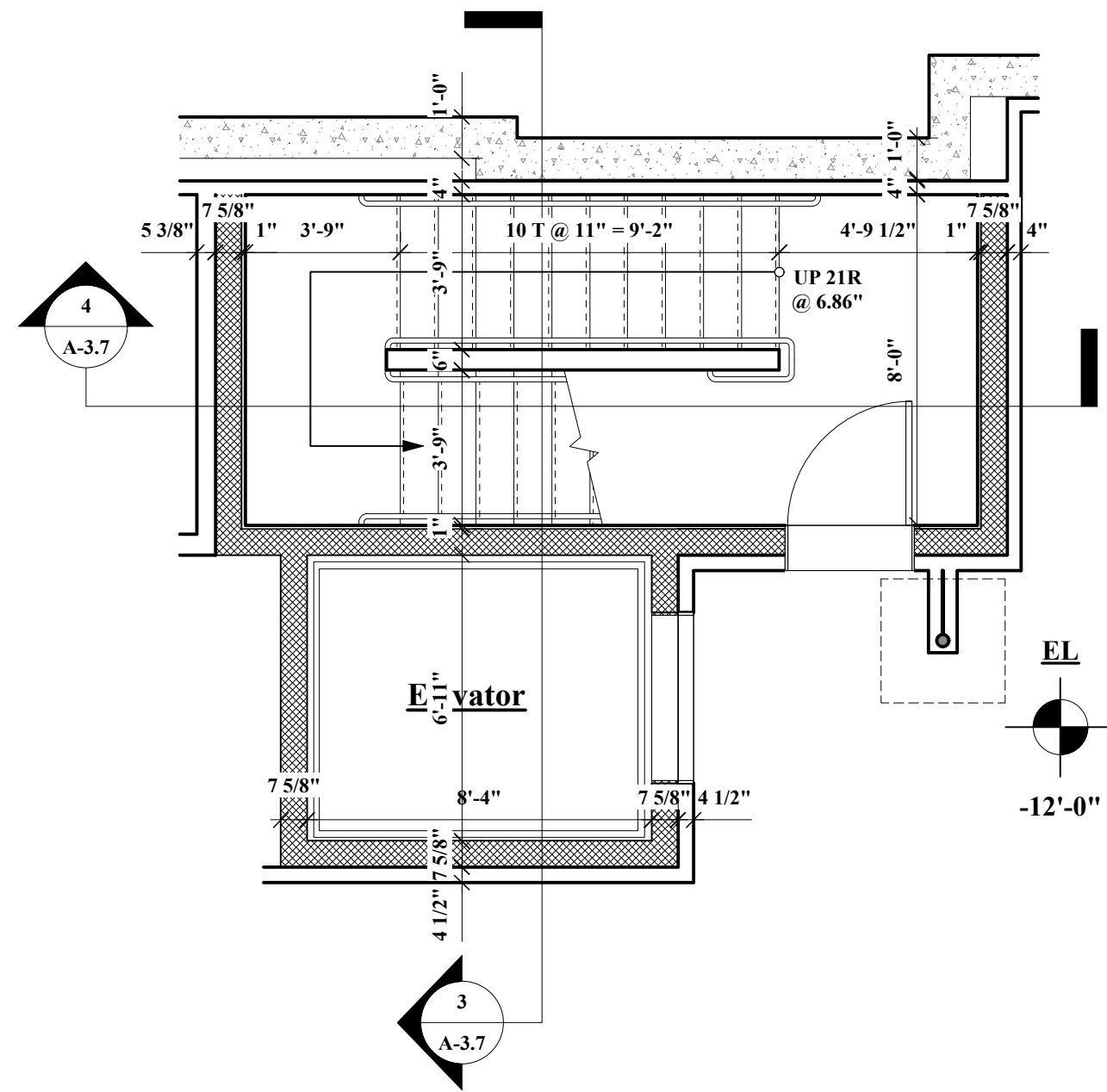
DATE 05.29.19
DWG BY RJM
CKD BY MLM
SCALE

A-3.7

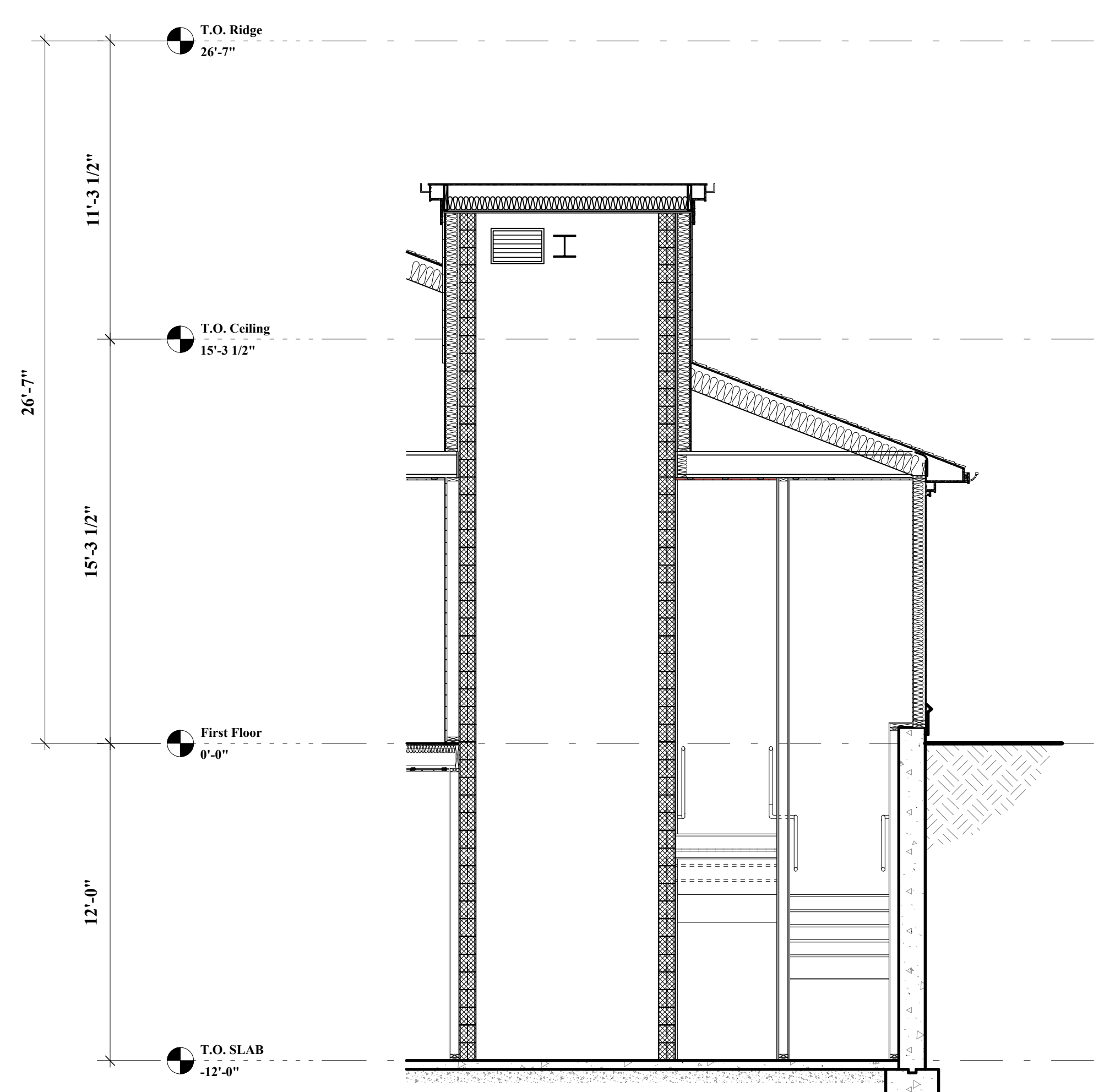
1/4" = 1'-0"



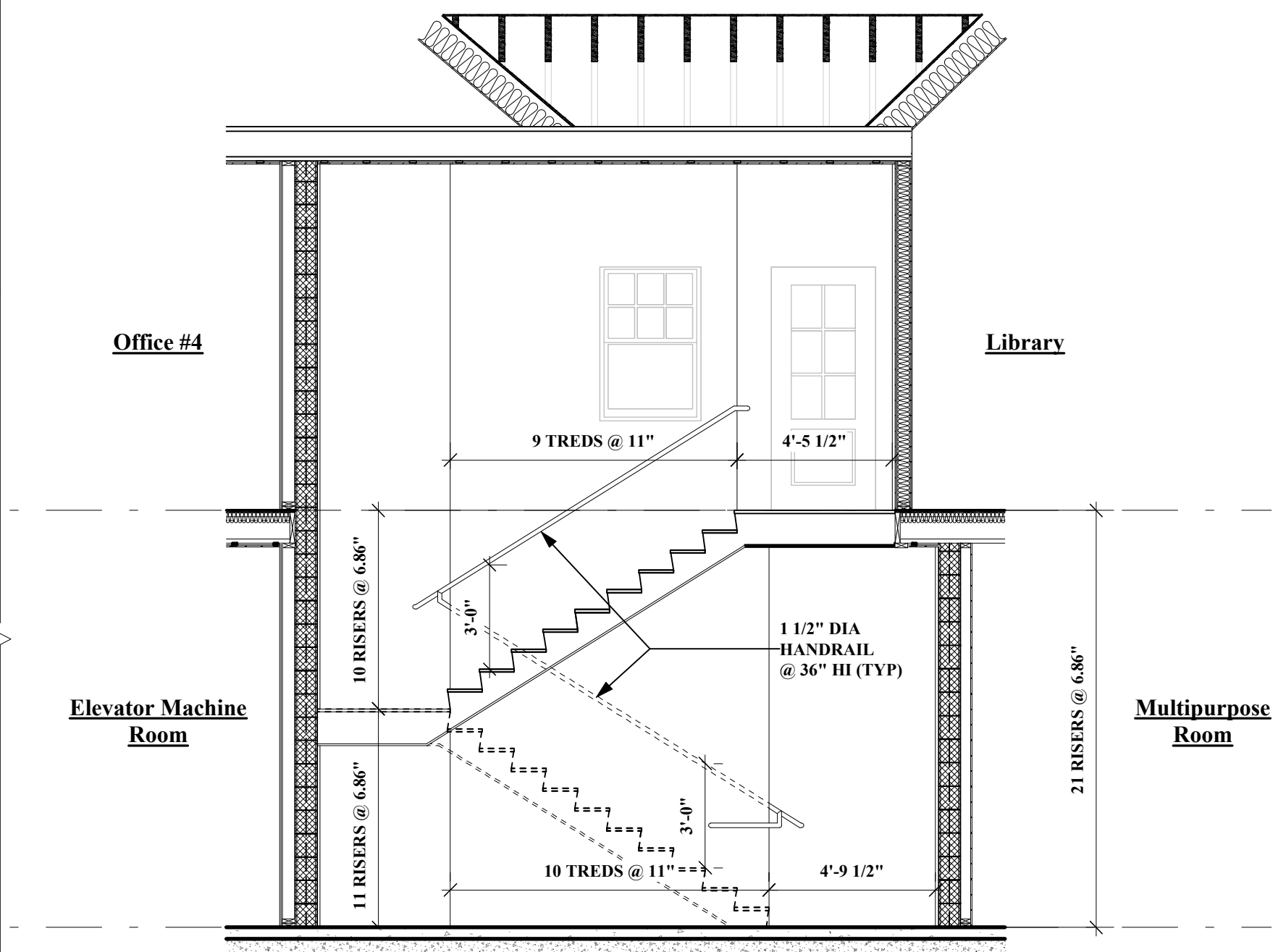
2 Stair #1 First Floor Plan
1/4" = 1'-0"



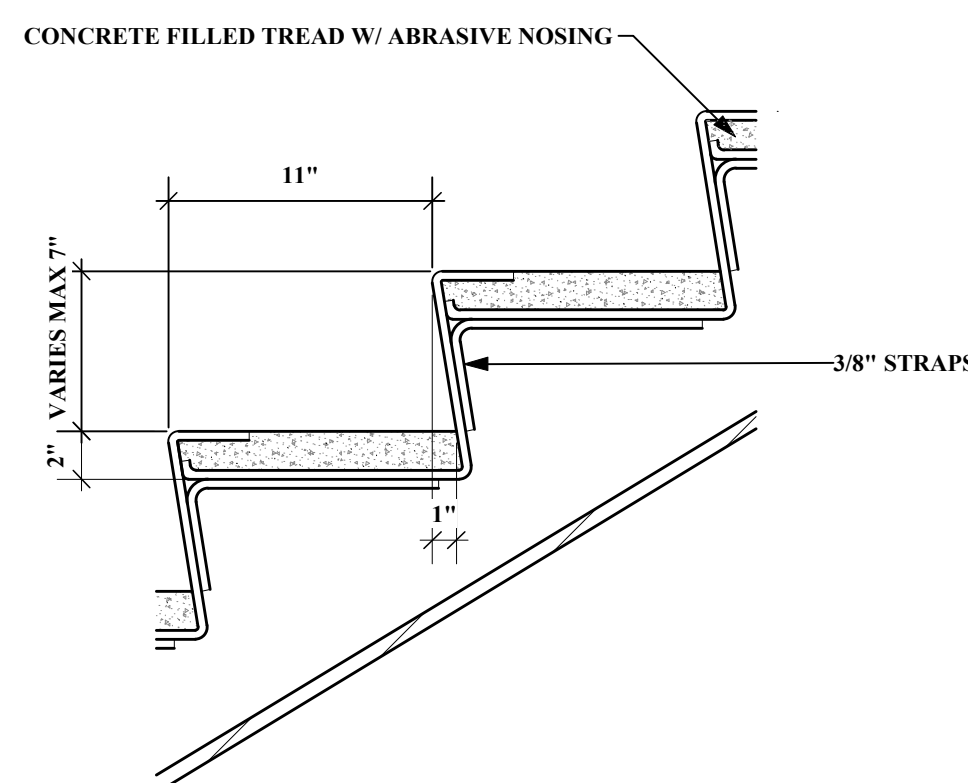
1 Stair #1 Basement Floor Plan
1/4" = 1'-0"



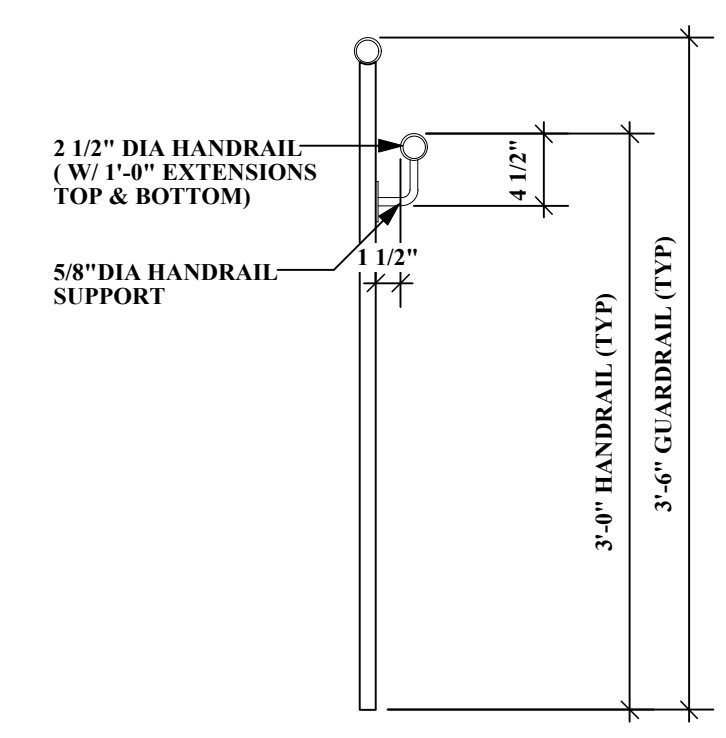
3 Stair #1 Section A
1/4" = 1'-0"



4 Stair #1 Section B
1/4" = 1'-0"



5 Stair Detail
1 1/2" = 1'-0"



6 Railing Detail
1" = 1'-0"

MISCELLANEOUS

- MS1. CONTRACTOR SHALL VERIFY ALL DIMENSIONS ON THE JOB.
- MS2. CONSULT THE ARCHITECTURAL, MECHANICAL AND ELECTRICAL DRAWINGS FOR VERIFICATION OF LOCATIONS AND DIMENSIONS OF CHASES, INSERTS, OPENINGS, SLEEVES, WASHES, DRIPS, REVEALS, REGLETS, DEPRESSIONS, EQUIPMENT PADS AND OTHER PROJECT REQUIREMENTS.
- MS3. OPENINGS IN SLABS AND WALLS LESS THAN 12 INCHES SQUARE ARE NOT SHOWN. PENETRATION OF STRUCTURE BY MECHANICAL, ELECTRICAL AND PLUMBING SERVICES ARE GENERALLY NOT SHOWN. IT IS THE CONTRACTORS RESPONSIBILITY TO COORDINATE THESE OPENINGS WITH THE SHOP DRAWINGS.
- MS4. UNLESS OTHERWISE NOTED, DETAILS, SECTIONS, AND NOTES SHOWN IN THE CONTRACT DOCUMENTS SHALL BE CONSIDERED TYPICAL FOR ALL SIMILAR SITUATIONS.
- MS5. THE CONTRACTOR SHALL VERIFY AND COORDINATE ALL ELEVATIONS ON PLANS AND SECTIONS WITH ARCHITECTURAL DRAWINGS.
- MS6. STRUCTURAL WORK SHALL CONFORM TO THE MAINE STATE BUILDING CODE.


**Wentworth Hall
Library
Expansion**

**Washington Street
Islington, MA**

OWNER

mckay
architects

35 Bryant Street
Dorham, MA 02026
ph: 781.326.5400
www.mckayarchitects.net



REV # | DATE | ISSUANCE

REV #	DATE	ISSUANCE

OWNERSHIP & USE OF DOCUMENTS

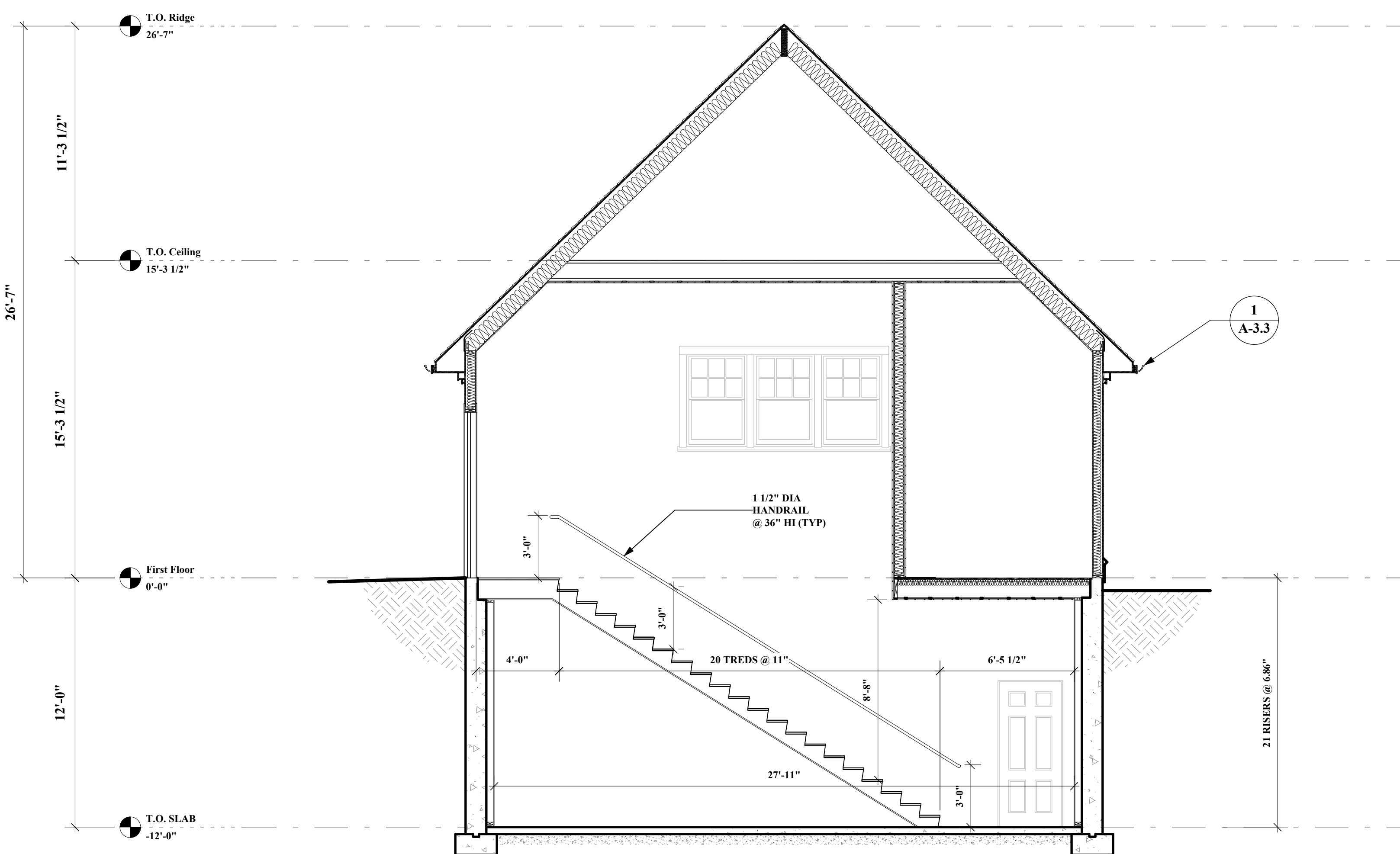
These drawings and specifications are the property and copyright of McKay Architects and shall not be used in whole or in part, or shall be assigned to a third party without the express written permission of McKay Architects.

Contractor to verify all information and dimensions in the field prior to start of construction and is to notify McKay Architects of any discrepancies.

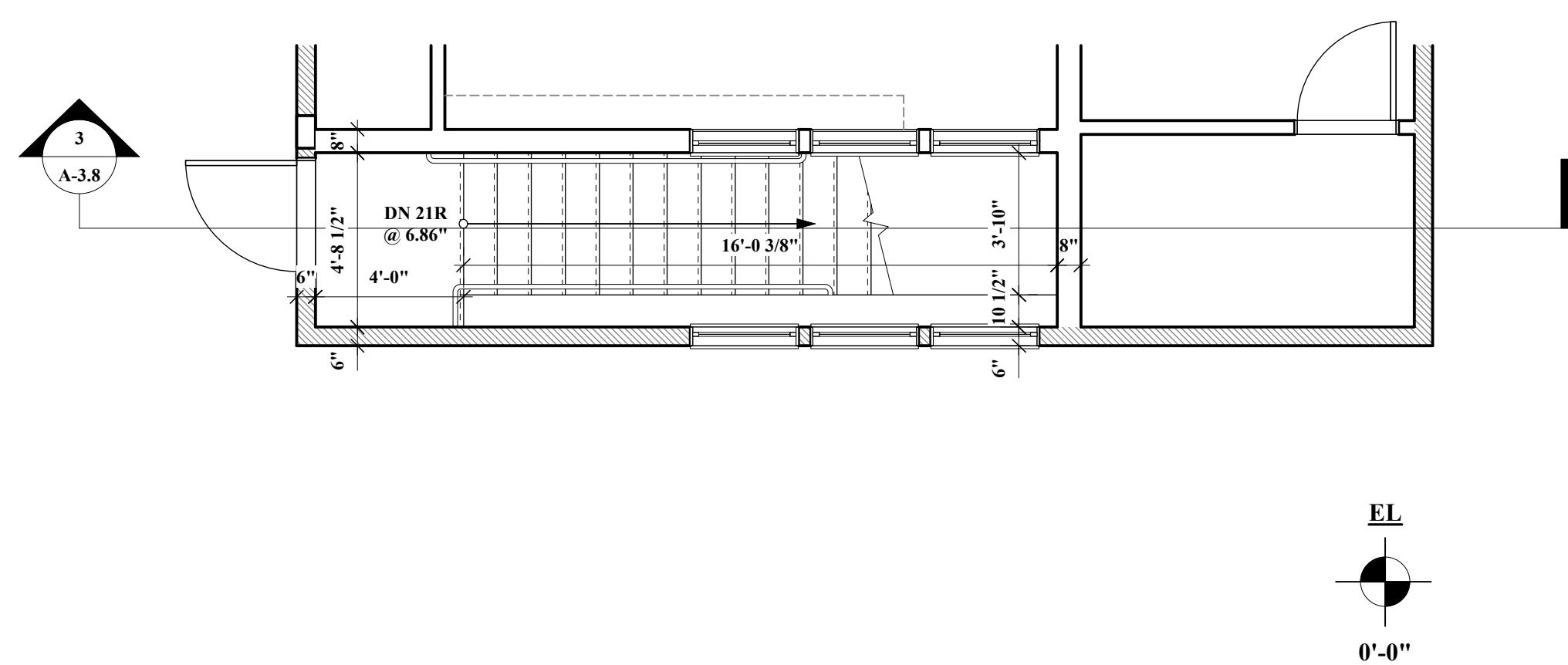
**Stair #2
Plans & Sections**

JOB NO.	
DATE	05.29.19
DWG BY	RJM
CKD BY	MLM
SCALE	1/4" = 1'-0"

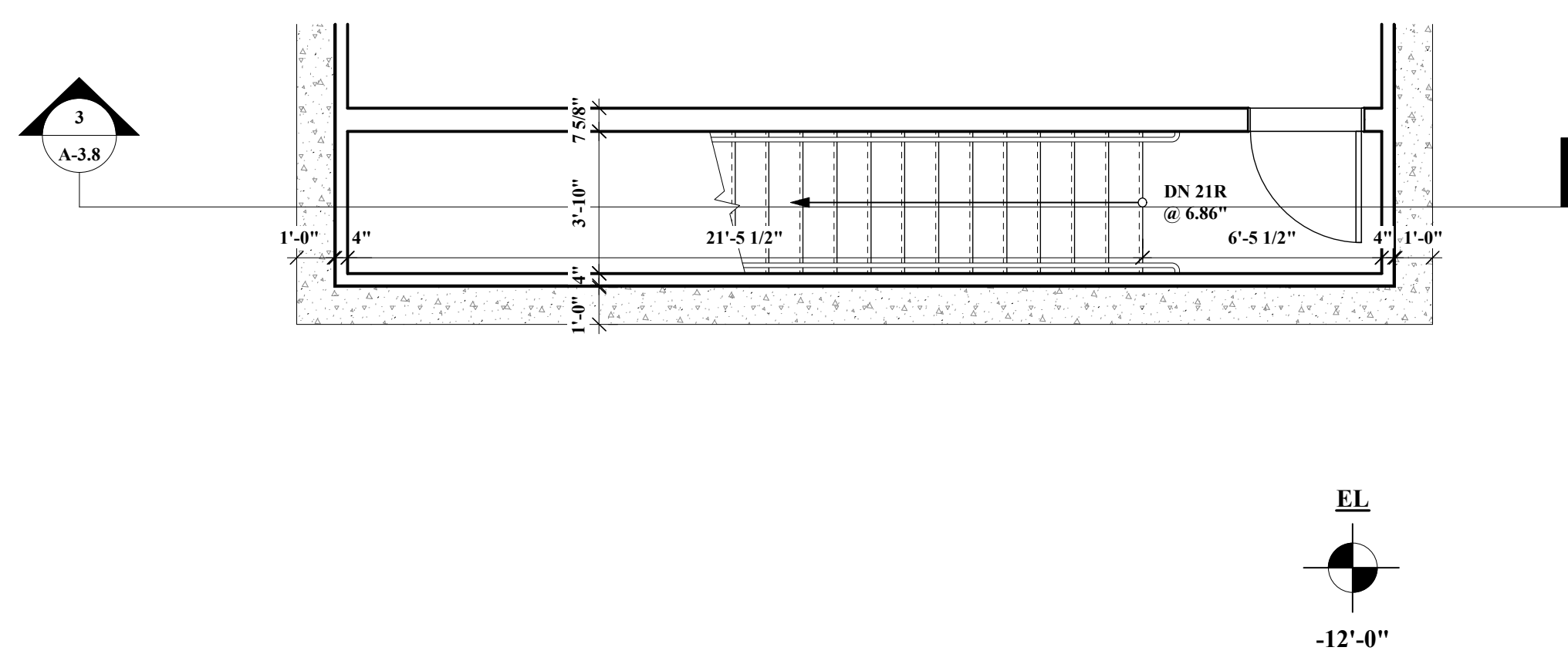
A-3.8



3 Stair #2 Section A
1/4" = 1'-0"



2 Stair #2 First Floor Plan
1/4" = 1'-0"



1 Stair #2 Basement Floor Plan
1/4" = 1'-0"